

ORDINANCE NO. 133, 2018
OF THE COUNCIL OF THE CITY OF FORT COLLINS
BEING THE ANNUAL APPROPRIATION ORDINANCE
RELATING TO THE ANNUAL APPROPRIATIONS
FOR THE FISCAL YEAR 2019; ADOPTING THE BUDGET FOR
THE FISCAL YEARS BEGINNING JANUARY 1, 2019, AND ENDING
DECEMBER 31, 2020; AND FIXING THE MILL LEVY FOR FISCAL YEAR 2019

WHEREAS, the City Manager has, prior to the first Monday in September 2018, submitted to the City Council a proposed budget for the next ensuing budget term, along with an explanatory message, complete financial plan for each fund of the City, and the City Manager's recommendations for the ensuing budget term pursuant to the provisions of Article V, Section 2 of the City Charter; and

WHEREAS, within ten days after the filing of said budget estimate, the City Council set September 18 and October 2, 2018, as the dates for the public hearings thereon and caused notice of such public hearings to be given by publication pursuant to Article V, Section 3 of the City Charter; and

WHEREAS, the public hearings were held on those dates and persons were given the opportunity to appear and comment on any or all items and estimates in the proposed budget; and

WHEREAS, Article V, Section 4 of the City Charter requires that, before the last day of November of each fiscal year, the City Council shall adopt the budget for the ensuing term by ordinance and appropriate, on a fund basis and by individual project for capital projects and federal and state grants, such sums of money as the Council deems necessary to defray all expenditures of the City during the ensuing fiscal year, based upon the budget approved by the City Council; and

WHEREAS, Article V, Section 5 of the City Charter provides that the annual appropriation ordinance shall also fix the tax levy in mills upon each dollar of the assessed valuation of all taxable property within the City, such levy representing the amount of taxes for City purposes necessary to provide for payment during the ensuing fiscal year for all properly authorized expenditures to be incurred by the City.

NOW, THEREFORE, BE IT ORDAINED BY THE COUNCIL OF THE CITY OF FORT COLLINS as follows:

Section 1. That the City Council hereby makes and adopts the determinations and findings contained in the recitals set forth above.

Section 2. Budget

a. That the City Council has reviewed the City Manager's 2019-2020 Recommended Budget, a copy of which is on file with the office of the City Clerk, and has approved certain amendments thereto described on Exhibit "A".

b. That the City Manager's 2019-2020 Recommended Budget, as amended by the Council as described on Exhibit "A" attached hereto and incorporated herein by reference, is hereby adopted in accordance with the provisions of Article V, Section 4 of the City Charter and incorporated herein by reference; provided, however, that the comparative figures contained in the adopted budget may be subsequently revised by City Council as deemed necessary by the City Manager to reflect actual revenues and expenditures for the fiscal year 2020.

c. That the adopted budget, as described on Exhibit "A", shall be maintained in the office of the City Clerk and identified as "The Budget for the City of Fort Collins for the Fiscal Years Ending December 31, 2019, and December 31, 2020, as Adopted by the City Council on November 20, 2018."

Section 3. Appropriations. That there is hereby appropriated out of the reserves and anticipated revenues of the City of Fort Collins, for the fiscal year beginning January 1, 2019, and ending December 31, 2019, the sum of SIX HUNDRED THIRTY-FIVE MILLION EIGHTY-SIX THOUSAND ONE HUNDRED SIXTY DOLLARS (\$635,086,160) to be raised by taxation and otherwise, which sum is deemed by the City Council to be necessary to defray all expenditures of the City during said budget year, to be divided and appropriated for the following purposes, to wit:

<u>GENERAL FUND</u>		\$152,740,315
 <u>ENTERPRISE FUNDS</u>		
Golf		
Operating Total		\$3,645,142
Capital Projects:		
SouthRidge Irrigation System	125,000	
Capital Projects Total		\$125,000
Total Golf		\$3,770,142
Light & Power		
Operating Total		\$137,034,189
Capital Projects:		
Art in Public Places	14,800	
CMMS-Maintenance Management	435,000	
Dist. System Impr. & Replace.	1,418,360	
L&P Vehicle Storage Bldg	160,000	
New Capacity-Circuits	1,480,000	
Substation Cap Prj - Parent	649,000	
Capital Projects Total		\$4,157,160
Total Light & Power		\$141,191,349
Storm Drainage		
Operating Total		\$12,156,126
Capital Projects:		
Art in Public Places	7,611	
2017-Castlerock SW Remediation	300,000	

2017-Remington St Storm Sewer	412,000		
CMMS-Maintenance Management	11,000		
Developer Repays	300,000		
Master Planning	450,000		
Oxbow Levee Improvements	412,000		
Spring Creek Rehab @ Edora	801,000		
Stormwater Basin Improvements	1,400,000		
Stormwater Drake Levee	51,500		
Stormwater Flood Warn System	100,000		
Stormwater N College Drainage	267,800		
Stormwater Timberline Levee	103,000		
Utility Service Center Phase 2	40,000		
Capital Projects Total		<u>\$4,655,911</u>	
Total Storm Drainage			\$16,812,037
Wastewater			
Operating Total		\$18,201,482	
Capital Projects:			
Art in Public Places	32,936		
2015-Bio Gas to CoGen	800,000		
2018-City Park WWM Replace	225,000		
CMMS-Maintenance Management	253,500		
Collec System Replcmt	793,000		
Collect Small Projects	1,400,000		
Cured In Place Pipe	600,000		
Polu Control Cap Repla	550,000		
Serv Center Improvemnts	40,000		
Water Recl Replcmt Prgm	2,700,000		
Stormwater/Wastewtr Improvemnt	345,050		
Capital Projects Total		<u>\$7,739,486</u>	
Total Wastewater			\$25,940,968
Water			
Operating Total		\$25,694,606	
Capital Projects:			
Art in Public Places	17,500		
CMMS-Maintenance Management	653,250		
Enviro Learning Center Dam	500,000		
Distro Small Projects	1,400,000		
Service Cntr Improvm't	80,000		
Water Prod Replcmt Prgm	1,575,000		
Water Qual Cap Replace	550,000		
Watershed Protection	80,000		
Capital Projects Total		<u>\$4,855,750</u>	
Total Water			\$30,550,356
Broadband			
Operating Total		\$3,695,000	
Capital Projects:			
BB Capital Interest	5,827,788		
Capital Projects Total		<u>\$5,827,788</u>	

Total Broadband		\$9,522,788
TOTAL ENTERPRISE FUNDS		\$227,787,640
<u>INTERNAL SERVICE FUNDS</u>		
Benefits		\$34,944,129
Data & Communications		\$10,854,216
Equipment		\$14,449,711
Self Insurance		\$4,673,854
Utility Customer Service & Administration		\$18,929,752
TOTAL INTERNAL SERVICE FUNDS		\$83,851,662
<u>SPECIAL REVENUE & DEBT SERVICE FUNDS</u>		
Capital Improvement Expansion		\$2,565,000
Capital Leasing Corporation		\$6,514,684
Cemeteries		\$700,944
Cultural Services & Facilities		
Operating Total	\$4,298,298	
Capital Projects - Art in Public Places	\$127,390	
Total Cultural Services & Facilities		\$4,425,688
General Employees' Retirement		\$5,829,250
Keeping Fort Collins Great		
Operating Total	\$28,135,724	
Capital Projects:		
City Bridge Program	1,700,000	
Transportation Small Capital	125,000	
Capital Projects Total	\$1,825,000	
Total Keeping Fort Collins Great		\$29,960,724
Museum		\$1,111,836
Natural Areas		\$13,048,392
Parking		\$3,042,753
Perpetual Care		\$34,534
Recreation		\$7,564,864
Sales & Use Tax		\$8,308,543
Transit Services		
Operating Total	\$18,421,829	
Capital Projects:		
2019 CMAQ Bus Purchase	2,387,000	
5307 PASS-THRU	1,271,040	
Capital Projects Total	\$3,658,040	
Total Transit Services		\$22,079,869
Transportation CEF Fund		\$9,092,987

Transportation Services	\$27,037,991
SPECIAL REVENUE & DEBT SERVICE FUNDS	\$140,918,059

CAPITAL PROJECTS FUND

Capital Projects Fund		
Operating - Administrative Charge		\$101,403
General City Capital Projects:		
Arterial Intersection Imprvmnt	\$400,000	
Bicycle Infrastructure Im	350,000	
Bike/Ped Grade Sep Cross	2,000,000	
Bus Stop Improvements	100,000	
Nature in the City	186,097	
Pedestrian Sidewalk - ADA	1,100,000	
Willow Street Imprvmts	2,667,000	
City Bridge Program	600,000	
College & Trilby Intersections	600,000	
East Community Park	550,000	
Linden St Renovat-Design/Const	563,000	
N Mason St	500,000	
Northeast Community Park	1,550,000	
Poudre River Plan Reach 4	100,000	
Prospect Rd/Sharp Pt/I-25	2,000,000	
Railroad Crossing Replacment	300,000	
S Timberline/Stetson/Trilby	2,300,000	
Harmony/Power Trail Grade Sep	400,000	
Capital Projects Total		<u>\$16,266,097</u>
Total General City Capital Projects		\$16,367,500

Community Capital Improvement		
Afford Housing Capital Program	\$400,000	
Arterial Intersection Imprvmnt	400,000	
Bicycle Infrastructure Imprvmt	350,000	
Bike/Ped Grade Separated Cross	2,000,000	
Bus Stop Improvements	100,000	
Gardens Visitor Ctr Expansion	40,000	
Lincoln Avenue Bridge	36,000	
Linden St Renovation	563,000	
Nature in the City	200,000	
Pedestrian Sidewalk - ADA	1,100,000	
Poudre River Proj (CCIP only)	50,000	
Willow Street Improvements	2,667,000	
Capital Projects Total (CCIP 1/4 Cent)		<u>\$7,906,000</u>

Conservation Trust	
Operating Total - Administration & Parks Maint	\$544,116
Capital Projects:	

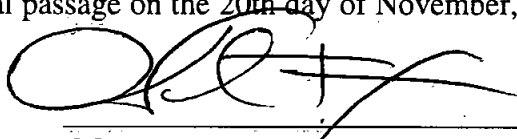
Trail Acquisition/Development	1,023,453		
Capital Projects Total		<u>1,023,453</u>	
Total Conservation Trust			\$1,567,569
Neighborhood Parkland Fund			
Operating Total - Administration		\$397,415	
Capital Projects:			
New Park Site Development	2,350,000		
Side Hill Neighborhood Park	200,000		
Trailhead Park	<u>600,000</u>		
Capital Projects Total		<u>\$3,150,000</u>	
Total Neighborhood Parkland			\$3,547,415
TOTAL CAPITAL PROJECTS FUNDS			\$29,388,484
TOTAL CITY FUNDS			\$635,086,160

Section 4. Mill Levy

a. That the 2019 mill levy rate for the taxation upon each dollar of the assessed valuation of all the taxable property within the City of Fort Collins as of December 31, 2018, shall be 9.797 mills, which levy represents the amount of taxes for City purposes necessary to provide for payment during the aforementioned budget year of all properly authorized expenditures to be incurred by the City.

b. That the City Clerk shall certify this levy of 9.797 mills to the County Assessor and the Board of Commissioners of Larimer County, Colorado, in accordance with the applicable provisions of law, as required by Article V, Section 5 of the Charter of the City of Fort Collins.

Introduced, considered favorably on first reading, and ordered published this 6th day of November, A.D. 2018, and to be presented for final passage on the 20th day of November, A.D. 2018.



 Mayor


ATTEST:



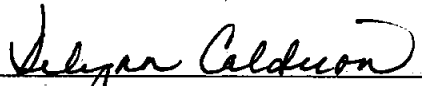
 City Clerk



Passed and adopted on final reading on the 20th day of November, A.D. 2018.


Mayor

ATTEST:


City Clerk



**EXHIBIT A
CHARTS SUMMARIZING CITY COUNCIL AMENDMENTS TO
THE CITY MANAGER'S RECOMMENDED 2019-2020 BUDGET**

Offers to be Funded		Ongoing		One-Time	
Outcome	Offer Name	2019	2020	2019	2020
C&R	57.4 - Increased Contractual Pruning of Larger Trees			\$ 200	\$ 200
ECON	80.2 - Tourism Master Plan, Visitor and Convention Services			50	-
ENV	9.90 - L&P Energy Efficiency <i>without additional L&P rate change</i>	238	238		
ENV	9.92 - L&P Non-Residential Solar Rebates <i>without additional L&P rate change</i>	125	125		
ENV	43.1 - Add back participation in the Regional Air Quality Council	10	10		
ENV	43.6 Accelerated Muni Electric Lawn & Garden Equipment - <i>Net of estimated \$20k RAQC grant</i>			20	20
ENV	86.10 Encampment Cleaning Services <i>funding from Natural Areas replaced with General Fund</i>			100	100
HPG	13.6 - Redistricting Study			-	79
NLSH	42.1 - Add back funding for the multi-cultural retreat	10	10		
NLSH	42.3 - Human Services Program Grant Funding	100	100	150	150
NLSH	42.6 - Increased funding for the Murphy Center beyond current funding level	50	50		
NLSH	42.12 Murphy Center	88	88		
NLSH	65.5 - Wireless Communications Plan			50	-
NLSH	65.8 - 1.0 FTE Contractual - Historic Preservation Building Survey			90	92
NLSH	89.2 - West Nile Virus - Adult Mosquito Treatment Efficacy Study			20	-
SAFE	25.19 - Police SROs for Poudre School District (1 FTE per year) - <i>Net of PSD contribution</i>	63	156		
SAFE	75.1 - Stairstep funding to PFA per the IGA	500	500		
TRANS	1.17 ENHANCEMENT: Harmony/Power Trail Grade-Separated Crossing and Trail Extension			400	
Grand Total of Council Interest in Funding		\$1,183	\$1,277	\$1,080	\$ 641

Reduction Offsets		Ongoing		One-Time	
Outcome	Funding Sources	2019	2020	2019	2020
N/A	General Fund Ongoing Revenue	\$ 120	\$ 120		
N/A	Keep Fort Collins Great - Other Community Priorities 1-Time/Reserves			210	183
C&R	29.1 Parks, Trails and Facility Grounds Maintenance - Offer reduced	50	50		
ECON	8.7 - Distribution Transformer Replacements - Offer reduced	223	(95)		
ECON	8.16 - New Feeder Capacity - Circuit 576B - Offer unfunded		458		
ECON	30.1 Downtown Landscaping and Maintenance - Offer reduced	50	50		
ECON	41.1 Economic Health Office - Offer reduced (partial repurpose of the Cluster funding)	30	30		
ENV	9.82 - Core Renewable Energy - Offer reduced	140			
ENV	92.2 Municipal Energy Efficiency Fund - Offer unfunded	75	75		
HPG	5.1 HR Core Services - Offer reduced (advertising/marketing for job postings)	40	40		
HPG	5.2 Benefits and Wellness Program - Offer reduced (stop loss insurance reduction)	140	200		
HPG	13.2 Elections - Offer reduced			200	200
HPG	15.2 Communications and Public Involvement - Offer reduced (consulting)	40	40		
HPG	15.3 ENHANCEMENT: Video Production Assistance - FC PAN - Offer reduced from \$30 each year			15	15
HPG	39.3 ENHANCEMENT: State Government Advocacy - Offer unfunded			45	45
HPG	44.1 Sustainability Services Admin - Offer reduced (replicon time keeping system)	8	8		
HPG	50.3 ENHANCEMENT: Facility Major Maintenance - Offer reduced			100	100
HPG	52.1 Financial Programs and Services - Offer reduced (training for Financial Analysts)	21	21		
NLSH	66.1 Neighborhood Programs and Services - Offer reduced (hourly support)	40	40		
NLSH	66.2 Larimer Humane Society Contract (cost reduction finalized after Recommended Budget)			100	50
NLSH	89.3 ENHANCEMENT: 0.25 FTE - Enviro.Regulatory Specialist - West Nile Virus - Offer unfunded			33	35
Various	3.5 FTE Position Reductions	256	259		
Subtotal of Priority A - Non Personnel		\$1,233	\$1,296	\$ 703	\$ 628