

ORDINANCE NO. 154, 2017
OF THE COUNCIL OF THE CITY OF FORT COLLINS
BEING THE ANNUAL APPROPRIATION ORDINANCE RELATING TO THE ANNUAL
APPROPRIATIONS FOR THE FISCAL YEAR 2018; AMENDING THE BUDGET FOR THE
FISCAL YEAR BEGINNING JANUARY 1, 2018, AND ENDING DECEMBER 31, 2018;
AND FIXING THE MILL LEVY FOR PROPERTY TAXES PAYABLE IN 2018

WHEREAS, on November 15, 2016, the City Council adopted on second reading Ordinance No. 126, 2016, approving the biennial budget for the years beginning on January 1, 2017, and January 1, 2018; and

WHEREAS, the City Manager has submitted to the City Council proposed amendments to the 2018 budget adopted by the City Council in Ordinance No. 126, 2016; and

WHEREAS, Article V, Section 4 of the City Charter requires that, before the last day of November of each fiscal year, the City Council shall appropriate, on a fund basis and by individual project for capital projects and federal or state grant projects, such sums of money as it deems necessary to defray all expenditures of the City during the ensuing fiscal year, based upon the budget as approved by the City Council; and

WHEREAS, Article V, Section 5 of the City Charter provides that the annual appropriation ordinance shall also fix the tax levy in mills upon each dollar of the assessed valuation of all taxable real property within the City, such levy representing the amount of taxes for City purposes necessary to provide for payment during the ensuing fiscal year for all properly authorized expenditures to be incurred by the City, including interest and principal of general obligation bonds; and

WHEREAS, Article V, Section 10 of the City Charter authorizes the City Council, upon the City Manager's recommendation, to transfer by ordinance any unexpended and unencumbered appropriated amount or portion thereof from one fund or capital project to another fund or capital project, provided that the purpose for which the transferred funds are to be expended remains unchanged; the purpose for which the funds were initially appropriated no longer exists; or the proposed transfer is from a fund or capital project in which the amount appropriated exceeds the amount needed to accomplish the purpose specified in the appropriation ordinance, and the transfers in this Ordinance are being made upon the City Manager's recommendation for one or more of these purposes.

NOW, THEREFORE, BE IT ORDAINED BY THE COUNCIL OF THE CITY OF FORT COLLINS as follows:

Section 1. That the City Council hereby makes and adopts the determinations and findings contained in the recitals set forth above.

Section 2. That the City Council, having reviewed the City Manager's recommended changes to the 2018 Proposed Appropriations section of the Fort Collins 2017 and 2018 Biennial Budget (the "Biennial Budget"), as shown on pages 44 through 47 thereof, a copy of which is on file with the office of the City Clerk, and as shown in the 2018 Budget Revisions also on file with the City Clerk, hereby amends the Biennial Budget to reflect the following changes and adopts said Biennial Budget as amended:

	<u>Existing</u>	<u>Additions</u>	<u>Reductions</u>	<u>As Amended</u>
GENERAL FUND	\$149,315,113	\$1,757,000	(\$2,189,290)	\$148,882,823
<u>ENTERPRISE FUNDS</u>				
Golf	\$3,586,000	\$0	\$0	\$3,586,000
Light & Power				
Operating Total	\$134,224,558	\$0	\$0	\$134,224,558
Capital Projects:				
Art in Public Places	43,124	0	0	43,124
CIS Upgrade/Replacement - L&P	810,840	0	0	810,840
Dist. System Impr. & Replacement	1,810,000	0	0	1,810,000
Distribution Conversions	800,000	0	0	800,000
New Capacity - Circuits	1,287,440	0	0	1,287,440
Operational Technology	90,000	0	0	90,000
Substation Cap Project	590,000	0	0	590,000
System Purchases	15,000	0	0	15,000
Capital Projects Total	<u>5,446,404</u>	<u>0</u>	<u>0</u>	<u>5,446,404</u>
Total Light & Power	<u>\$139,670,962</u>	<u>\$0</u>	<u>\$0</u>	<u>\$139,670,962</u>
Storm Drainage				
Operating Total	\$10,942,334	\$0	\$0	\$10,942,334
Capital Projects:				0
Art in Public Places	57,000	0	0	57,000
2013 Stream Restoration Proj	1,400,000	0	0	1,400,000
Boxelder Authority	350,000	0	0	350,000
CIS Upgrade/Replacement - Stormwater	345,499	0	0	345,499
CMMS - Maintenance Management	160,000	0	0	160,000
Magnolia St. Outfall Phase I	1,200,000	0	0	1,200,000
NECCO Phase 3: Lemay to Redwood	1,700,000	0	0	1,700,000
Remington St. Storm Sewer	800,000	0	0	800,000
Stormwater Basin Improvements	1,500,000	0	0	1,500,000
Capital Projects Total	<u>7,512,499</u>	<u>0</u>	<u>0</u>	<u>7,512,499</u>
Total Storm Drainage	<u>\$18,454,833</u>	<u>\$0</u>	<u>\$0</u>	<u>\$18,454,833</u>
Wastewater				
Operating Total	\$19,016,663	\$0	\$0	\$19,016,663
Capital Projects:				
Art in Public Places	114,650	0	0	114,650
2017 - Dewatering Improvements	2,135,000	0	0	2,135,000
2017 - Sludge Strain Press	800,000	0	0	800,000
CIS Upgrade/Replacement - Wastewater	507,023	0	0	507,023
CMMS - Maintenance Management	160,000	0	0	160,000
Collection System Replacement	350,000	0	0	350,000

Collection System Small Projects	743,000	0	0	743,000
Cured in Place Pipe	450,000	0	0	450,000
DWRF Improvement CIP	4,300,000	0	0	4,300,000
Polution Control Cap Replacement	30,000	0	0	30,000
Water Reclamation Replacement Program	3,100,000	0	0	3,100,000
Capital Projects Total	<u>12,689,673</u>	<u>0</u>	<u>0</u>	<u>12,689,673</u>
Total Wastewater	<u>\$31,706,336</u>	<u>\$0</u>	<u>\$0</u>	<u>\$31,706,336</u>
Water				
Operating Total	\$26,317,387	\$0	\$0	\$26,317,387
Capital Projects:				
Art in Public Places	42,300	0	0	42,300
2017 - Underground Elec Power Supply	650,000	0	0	650,000
2017 - Water Qualtiy Lab Rehab	1,300,000	0	0	1,300,000
CIS Upgrade/Replacement - Water	636,638	0	0	636,638
CMMS - Maintenance Management	160,000	0	0	160,000
Cathodic Protection	2,280,000	0	0	2,280,000
Distribution System Replacement	1,350,000	0	0	1,350,000
Distribution System Repl Small Projects	1,110,000	0	0	1,110,000
Microhydro Power Generator at the Water Treatment Facility	0	434,300	0	434,300
Water Production Replacement Program	1,000,000	0	0	1,000,000
Water Quality Cap Replacement	50,000	0	0	50,000
Watershed Protection	80,000	0	0	80,000
Water Meter Replacement	800,000	0	0	800,000
Capital Projects Total	<u>9,458,938</u>	<u>434,300</u>	<u>0</u>	<u>9,893,238</u>
Total Water	<u>\$35,776,325</u>	<u>\$434,300</u>	<u>\$0</u>	<u>\$36,210,625</u>
TOTAL ENTERPRISE FUNDS	<u>\$229,194,456</u>	<u>\$434,300</u>	<u>\$0</u>	<u>\$229,628,756</u>
<u>INTERNAL SERVICE FUNDS</u>				
Benefits	\$32,403,330	\$0	\$0	\$32,403,330
Data & Communications	10,245,596	0	(41,000)	10,204,596
Equipment	14,077,252	140,000	(50,000)	14,167,252
Self Insurance	4,918,900	129,000	0	5,047,900
Utility Customer Service & Administration	18,031,671	110,000	0	18,141,671
TOTAL INTERNAL SERVICE FUNDS	<u>\$79,676,749</u>	<u>\$379,000</u>	<u>(\$91,000)</u>	<u>\$79,964,749</u>
<u>SPECIAL REVENUE & DEBT SERVICE FUNDS</u>				
Capital Improvement Expansion	\$693,827	\$0	\$0	\$693,827
Capital Leasing Corporation	5,509,829	0	0	5,509,829
Cemeteries	1,065,890	0	(1,171)	1,064,719
Conservation Trust				
Operating Total - Admin & Parks Maint	\$231,149	\$0	\$0	\$231,149
Capital Projects:				
Trail Acquisition/Development	1,069,000	0	0	1,069,000
Capital Projects Total	<u>1,069,000</u>	<u>0</u>	<u>0</u>	<u>1,069,000</u>
Total Conservation Trust	<u>\$1,300,149</u>	<u>\$0</u>	<u>\$0</u>	<u>\$1,300,149</u>

Cultural Services & Facilities				
Operating Total	\$4,220,169	0	(23,400)	\$4,196,769
Capital Projects - Art in Public Places	93,381	0	0	93,381
Cultural Plan Update	75,000	0	0	75,000
Total Cultural Services & Facilities	\$4,388,550	\$0	(\$23,400)	\$4,365,150
General Employees' Retirement	\$5,647,750	\$0	\$0	5,647,750
Keep Fort Collins Great				
Operating Total	\$27,724,030	\$0	(\$453,525)	\$27,270,505
Capital Projects:				
City Bridge Program	3,797,641	0	0	3,797,641
FC Bikes Program	250,000	0	0	250,000
Capital Projects Total	4,047,641	0	0	4,047,641
Total Keep Fort Collins Great	\$31,771,671	\$0	(\$453,525)	\$31,318,146
Museum	\$1,061,555	0	(5,000)	\$1,056,555
Natural Areas	12,802,420	104,000	0	12,906,420
Neighborhood Parkland Fund				
Operating Total - Administration	\$612,686	\$0	\$0	\$612,686
Capital Projects:				
Trailhead Park	343,000	0	0	343,000
Neighborhood Park Development	0	1,200,000	0	1,200,000
Capital Projects Total	343,000	1,200,000	0	1,543,000
Total Neighborhood Parkland	\$955,686	\$1,200,000	\$0	\$2,155,686
Parking	\$2,844,048	\$750,000	\$0	\$3,594,048
Perpetual Care	28,211	0	0	28,211
Recreation	7,474,792	0	0	7,474,792
Sales & Use Tax	8,456,128	0	0	8,456,128
Transportation CEF	6,245,891	0	0	6,245,891
Transit Services	20,335,268	81,000	(184,144)	20,232,124
Transportation Services	27,465,921	0	(691,782)	26,774,139
SPECIAL REVENUE & DEBT SERVICE FUNDS	\$138,047,586	\$2,135,000	(\$1,359,022)	\$138,823,564
<u>CAPITAL PROJECTS FUNDS</u>				
Capital Projects Fund				
Operating Total	\$131,000	\$0	\$0	\$131,000
General City Capital Projects:				
Arterial Intersection Imprvmnt - CCIP	400,000	0	0	400,000
Bicycle Infrastructure Im - CCIP	350,000	0	0	350,000
Bus Stop Improvements - CCIP	100,000	0	0	100,000
City Bridge Program	309,075	0	0	309,075
Expansion of Shop	0	1,250,000	0	1,250,000
Gardens Visitor Ctr Expansion - CCIP	2,185,000	0	0	2,185,000
Grandview Mausoleum Section 2	450,000	0	0	450,000
Horsetooth/College Intstn Impv	500,000	0	0	500,000
Nature in the City - CCIP	189,865	0	0	189,865
Pedestrian Sidewalk - ADA - CCIP	1,100,000	0	0	1,100,000
Railroad Crossing Replacment	150,000	0	(150,000)	0

Suniga Impvmts-College/Blondel	1,500,000	0	0	1,500,000
Transfort Bus Replacements - CCIP	500,000	0	0	500,000
Willow Street Improvements - CCIP	765,000	0	0	765,000
Total General City Capital Projects	<u>\$8,498,940</u>	<u>\$1,250,000</u>	<u>(\$150,000)</u>	<u>\$9,598,940</u>
Total Capital Projects Fund	<u>\$8,629,940</u>	<u>\$1,250,000</u>	<u>(\$150,000)</u>	<u>\$9,729,940</u>
Community Capital Improvement Fund				
General City Capital Projects:				
Affordable Housing Fund	250,000	0	0	250,000
Arterial Intersection Imprvmnt - CCIP	400,000	0	0	400,000
Bicycle Infrastructure Im - CCIP	350,000	0	0	350,000
Bus Stop Improvements - CCIP	100,000	0	0	100,000
Gardens Visitor Ctr Expansion - CCIP	2,185,000	0	0	2,185,000
Lincoln Avenue Bridge	36,000	0	0	36,000
Nature in the City - CCIP	200,000	0	0	200,000
Pedestrian Sidewalk - ADA - CCIP	1,100,000	0	0	1,100,000
Poudre River Project	50,000	0	0	50,000
Transfort Bus Replacements - CCIP	500,000	0	0	500,000
Willow Street Improvements - CCIP	765,000	0	0	765,000
Total Community Capital Improvement Fund	<u>\$5,936,000</u>	<u>\$0</u>	<u>\$0</u>	<u>\$5,936,000</u>
TOTAL CAPITAL PROJECTS FUNDS	<u>\$14,565,940</u>	<u>\$1,250,000</u>	<u>(\$150,000)</u>	<u>\$15,665,940</u>
TOTAL CITY FUNDS	<u>\$610,799,844</u>	<u>\$5,955,300</u>	<u>(\$3,789,312)</u>	<u>\$612,965,832</u>

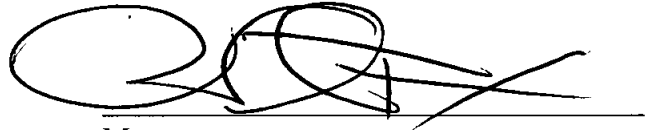
Section 3. That there is hereby appropriated out of the revenues of the City, for the fiscal year beginning January 1, 2018, and ending December 31, 2018, the sum of SIX HUNDRED TWELVE MILLION NINE HUNDRED SIXTY-FIVE THOUSAND EIGHT HUNDRED THIRTY-TWO DOLLARS (\$612,965,832) to be raised by taxation and otherwise, which sum is deemed by the City Council to be necessary to defray all expenditures of the City during said budget year, to be divided and appropriated for the purposes shown in Section 2 above.

Section 4. Mill Levy.

a. That the mill levy rate for the taxation upon each dollar of the assessed valuation of all the taxable real property within the City of Fort Collins shall be 9.797 mills to be imposed on the assessed value of such property as set by state law for property taxes payable in 2018, which levy represents the amount of taxes for City purposes is necessary to provide for payment during the 2018 budget year of all properly authorized expenditures to be incurred by the City, including interest and principal of general obligation bonds.


b. That the City Clerk shall certify this levy of 9.797 mills to the County Assessor and the Board of Commissioners of Larimer County, Colorado, in accordance with the applicable provisions of law, as required by Article V, Section 5 of the City Charter and no later than December 15, 2017.

Introduced, considered favorably on first reading, and ordered published this 7th day of November, A.D. 2017, and to be presented for final passage on the 21st day of November, A.D. 2017.



Mayor

ATTEST:



City Clerk

Passed and adopted on final reading on the 21st day of November, A.D. 2017.



Mayor

ATTEST:


City Clerk