






**Construction Activity Map: February 2021**

- |   |  |
|---|--|
|  Commercial    |  Development Projects |
|  Multi-Family  |  City Limits          |
|  Single Family |  |

0 1 2 3 Miles

Report Date: March 2, 2021

