






Construction Activity Map: August 2020

- | | |
|---|--|
|  Commercial |  Development Projects |
|  Multi-Family |  City Limits |
|  Single Family | |

0 1 2 3 Miles

Report Date: September 2, 2020

