



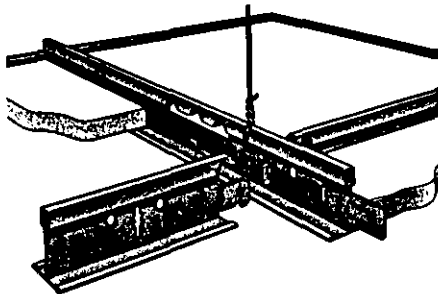
When building codes require a fire rated ceiling, the Fire Front™ 250 Snap-Grid™ System provides a feature packed solution.

Identical in appearance, flexibility, and installation ease as the 200 Snap Grid™ System, the Fire Front™ 250 offers fire rated performance. With over 70 U.L. awarded designs, this system meets the majority of building codes in existence.

Each Fire Front™ 250 main runner and cross tee features built-in expansion

reliefs which do not detract from the system's assembly, appearance, or performance.


Similar features and benefits as 200 Snap-Grid System. = Fire Rated. = Intermediate Duty ASTM classification. = Bayonet or knuckle joint main runner couplings. = Snap-Grid™ cross tee end detail. = Over 70 U.L. awarded designs. = Offered in a wide selection of colors and finishes. = An aluminum cap is also available for added corrosion resistance.



NATURAL FISSURED II

Random fissured panels and tile Deeply fissured, moderately perforated surface.

- Regular panels and tile and FIRECODE panels for fire-rated assemblies.
- Light reflectance: LRI for all white panels.
- Surface burning characteristics: Class A rated on all products; flame spread 15, smoke developed 10 (ASTM E84 test procedure).
- Thermal performance: Up to R-2.18.
- Interior finish classification: Type III, Form 2, Class 25 (Federal Spec. SS-S-118B/ASTM E1264); Class A (NFPA 101).
- Maintenance: With optional plastic coating, can be cleaned easily with only a damp sponge. Coating has been Gardner-Scrubability-tested to 3,000 cycles.



Natural Fissured II

Color—White

Recommended Suspensions

- Square edge panels
 - DX, DXL
 - CENTRICITEE
 - MERIDIAN
- SLT edge panels
 - DX, DXL
- ILT edge panels
 - CENTRICITEE
 - MERIDIAN
- Fineline edge panels
 - FINELINE
 - Highline
- Bevel Edge/Kerf tile
 - DX Concealed

| Size | Edge ¹ | Regular | | | FIRECODE | | |
|-----------------------------------|------------------------|----------|-----------|-----------|----------|-----------|-----------|
| | | Item No. | NRC Range | STC Range | Item No. | NRC Range | STC Range |
| Natural Fissured II Panels | | | | | | | |
| 2' x 2' x 5/8" | Square | 56704 | .50-.60 | 35-39 | 56766 | .50-.60 | 35-39 |
| 2' x 4' x 5/8" | Square | 56705 | .50-.60 | 35-39 | 56765 | .50-.60 | 40-44 |
| 2' x 2' x 5/8" | SLT | 52704 | .50-.60 | 35-39 | 50704 | .50-.60 | 35-39 |
| 2' x 2' x 3/4" | SLT | 50230 | .55-.65 | 35-39 | 50052 | .55-.65 | 35-39 |
| 2' x 4' x 5/8" | SLT | 52705 | .50-.60 | 35-39 | 50705 | .55-.65 | 35-39 |
| 2' x 2' x 5/8" | ILT | 52707 | .50-.60 | 35-39 | 3384 | .55-.65 | 35-39 |
| 2' x 2' x 3/4" | ILT | 55702 | .50-.60 | 35-39 | 55707 | .55-.65 | 35-39 |
| Tile | | | | | | | |
| 12" x 12" x 5/8" | Bevel Edge/Kerf | 50120 | .55-.65 | 35-39 | N/A | — | — |
| 12" x 12" x 3/4" | Bevel Edge/Kerf | 50210 | .60-.70 | 35-39 | N/A | — | — |
| 12" x 12" x 5/8" | Tongue & Groove Flange | 50092 | .55-.65 | 35-39 | N/A | — | — |

(1) For edge drawings, see page 8.