

ELECTRICAL SITE PLAN  
SCALE: 1" = 20'

Statistics

Description	Symbol	Avg 11 Kc	Max 2.6 Kc	Min 0.2 Kc	Max/Min 13.01	Avg/Min 5.51	Avg/Max 0.41
Parking Lot	X						

Luminaire Locations

No	Label	X	Y	Z	MH	Orientation	Tilt	X	Y	Z
1	AA	-43.70	87.50	20.00	20.00	39.81	0.00	-42.94	88.41	0.00
2	AA	24.20	27.10	20.00	20.00	42.95	0.00	-25.01	27.97	0.00
3	AA	0.20	0.30	20.00	20.00	217.86	0.00	0.53	-0.84	0.00
4	AA	-87.30	80.90	20.00	20.00	221.83	0.00	-86.99	80.01	0.00
1	BB	82.20	99.00	8.00	8.00	136.00	0.00	82.20	99.00	0.00
2	BB	92.65	104.95	8.00	8.00	133.13	0.00	92.65	104.95	0.00
3	BB	101.05	113.99	10.00	10.00	130.86	0.00	101.05	113.99	0.00
4	BB	120.30	155.78	10.00	10.00	43.51	0.00	120.30	155.78	0.00
5	BB	106.99	187.55	10.00	10.00	44.26	0.00	106.99	187.55	0.00
6	BB	100.05	178.57	8.00	8.00	43.82	0.00	100.05	178.57	0.00
7	BB	79.05	197.34	8.00	8.00	43.60	0.00	79.05	197.34	0.00
8	BB	66.74	203.40	10.00	10.00	40.32	0.00	66.74	203.40	0.00
9	BB	53.45	214.80	10.00	10.00	39.28	0.00	53.45	214.80	0.00
10	BB	33.44	205.74	8.00	8.00	-46.30	0.00	33.44	205.74	0.00
11	BB	17.36	194.54	8.00	8.00	-46.86	0.00	17.36	194.54	0.00
12	BB	7.38	183.45	8.00	8.00	-46.84	0.00	7.38	183.45	0.00
13	BB	-4.23	183.75	8.00	8.00	-46.72	0.00	-4.23	183.75	0.00
14	BB	108.13	128.09	8.00	8.00	133.13	0.00	108.13	128.09	0.00
1	CC	25.02	119.88	10.00	10.00	0.00	0.00	25.02	119.88	0.00
2	CC	20.08	114.29	10.00	10.00	0.00	0.00	20.08	114.29	0.00
3	CC	26.57	106.53	10.00	10.00	0.00	0.00	26.57	106.53	0.00

Luminaire Schedule

Symbol	Label	Quantity	Manufacturer	Catalog Number	Description	Lamp	Number	Filename	Lumens Per Lamp	Light Loss Factor	Wattage
□		4	Lithonia Lighting	AS1 LED 1 6500K/40K SDC	AS1 LED WITH HLM MODULE 3000A DRIVER, 400K COLOR TEMPERATURE, TYPE 3 LENS	ONE 74 B. AMY LED, DOWN POS	1	AS1_LED_1_6500K_40K_SDC.lu	6275.9	0.9	74.8
○		14	Lithonia Lighting	DR2W LED 200 T80/30K T4M VOLT	DR2W LED WITH 2 LEAF ENGINES 20 LED, 700MA, DRIVER, 3000K LED, TYPE 4 MEDIUM OPTIC	LED	1	DR2W_LED_20C_700_30K_T4M_Volt.lu	3362.251	0.9	47
○		4	Lithonia Lighting	DOAB LED 1500L	DOAB indirect Downlight 1500 delivered lumens nominal	ONE 35 B. HWY LED, UP POS	1	DOAB_LED_1500L.lu	1506.307	0.9	35.8

APS, INC. ELECTRICAL ENGINEERS

9249 S. BROADWAY #200-836  
HIGHLANDS RANCH, CO 80129  
303-287-8091

7726 PARK RIDGE CIRCLE  
FORT COLLINS, CO 80528  
970-206-0269

CENTRE FOR ADVANCED TECHNOLOGY 23RD FILING  
SUNSHINE HOUSE - FC #139

ALLER • LINGLE • MASSEY ARCHITECTS  
P.C.

712 WHALERS WAY SUITE, B-100  
FORT COLLINS, CO 80525  
(970) 233-1820  
www.aller-lingle-massey.com

NO	ISSUE	DATE
PROJECT		APS-536-13
DATE		1.21.14
DRAWN		ARB,SJM,IRB

PHOTOMETRIC PLAN

PM.1




**FEATURES & SPECIFICATIONS**

**INTRODUCTION** — Ideal for a wide variety of low- to medium-height ceiling applications, and for above and below applications where a recessed fixture is required. The system maintains 79% lumen output at over 50,000 hours.

**CONSTRUCTION** — Rugged, galvanized steel frame with heat-treated ALI die-cast aluminum end junction box with heat-treated ALI die-cast end cap. Removable die-cast end cap for easy access.

**ELECTRICAL** — Utilizes high brightness LEDs mounted on a curved heat sink, ensuring cool running operation. 3000K, CR > 90.

**REMODEL 6" METERS LED**



**Specifications**

Aperture: 6.34 (161)
Ceiling opening: 7.0 (178)
Height: 4.34 (111)
Height: 1.2 (30.5)
Standard width: 5.18 (132)

**ORDERING INFORMATION** — Lead times will vary depending on options selected. Consult with your local sales representative.

Series	LED	Optics	Finish	Mounting	Manufacturer	Cat. No.	Volts
DOM6R LED	LED	30°	BRN	RECESSED	LITHONIA	DOM6R-LED-30K-120-DOB	120

**Accessories**

ESB-BC-120-277-M	Emergency battery pack
ESB-BC-120-277-M	Emergency battery pack

SOFFIT LIGHT FIXTURE TYPE 'CC'



**D-Series Size 1 LED Wall Luminaire**

Category Number: \_\_\_\_\_  
 Note: \_\_\_\_\_  
 Size: \_\_\_\_\_

**Introduction**

The D-Series Wall Luminaire is a stylish, fully integrated LED solution for building-mount applications. It features a sleek, modern design and is carefully engineered to provide long-lasting, energy-efficient lighting with a variety of optical and control options for customized performance.

With an expected service life of over 20 years of nighttime use and up to 74% in energy savings over comparable 250W metal halide luminaires, the D-Series Wall is a reliable, low-maintenance lighting solution that produces sites that are exceptionally illuminated.



**Specifications**

Width: 13.34"	Weight: 12 lbs	Back Box (BBW, ELCW) Width: 13.34"	BBW Weight: 5 lbs
Depth: 1.0"	Height: 4.98"	ELCW Width: 4"	ELCW Weight: 1.0 lbs

**ORDERING INFORMATION**

Series	LED	Optics	Finish	Mounting	Manufacturer	Cat. No.	Volts
DSXW1 LED	LED	30°	BRN	RECESSED	LITHONIA	DSXW1-LED-200-700-30K-14M-MVOLT	120

Example: DSXW1 LED 200 1000 40K T3M MVOLT DDBXD

WALL LIGHT FIXTURE TYPE 'BB'



**AS1 LED LED Area Luminaire**

Category Number: \_\_\_\_\_  
 Note: \_\_\_\_\_  
 Size: \_\_\_\_\_

**Introduction**

The Aens<sup>®</sup> family combines sleek, fluid forms and crisp edges into a striking architectural aesthetic that can be echoed throughout entire sites.

The AS1 LED integrates the latest LED technology with the designer aesthetic of the Aens<sup>®</sup> family for stylish, high-performance illumination that lasts. The AS1 LED is ideal for replacing 100-250W metal halide in area lighting applications with typical energy savings of 65% and expected service life of over 100,000 hours.



**Specifications**

EPA: 19 Tm
Length: 35.14"
Width: 14"
Height: 6.58"
Weight (max): 23.1 lb

**ORDERING INFORMATION**

Series	LED	Optics	Finish	Mounting	Manufacturer	Cat. No.	Volts
AS1LED	LED	30°	BRN	RECESSED	LITHONIA	AS1LED-1500K-120-DOB	120

Example: AS1 LED 1 638350/40K SRS MVOLT SPA DDBXD

AREA LIGHT FIXTURE TYPE 'AA'

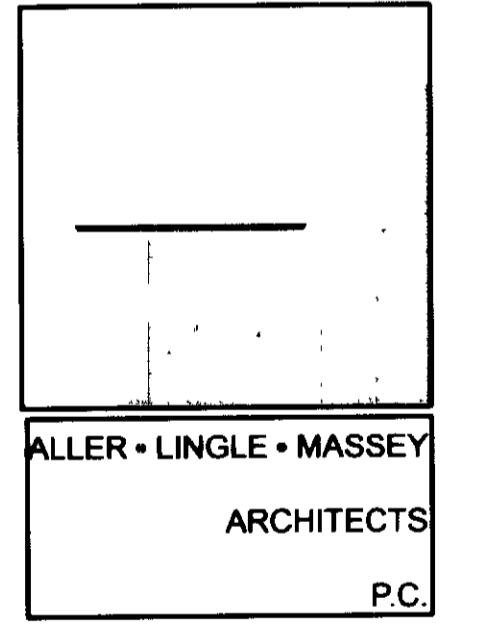
**LIGHTING FIXTURE SCHEDULE**

TYPE	LAMPS	DESCRIPTION	FINISH	MOUNTING	MANUFACTURER	CAT. NO.	VOLTS
AA	'LED' FURN. W/UNIT	CUT-OFF TYPE 'LED' AREA LIGHT WITH TYPE 3 OPTICS (NOTE NO.1 & 2)	BRONZE	25'-0" POLE	LITHONIA	ASTLED-1-638350/30K-SR3-MVOLT-RPA-DDBXD (NOTE NO.1 & 2)	VERIFY
BB	'LED' FURN. W/UNIT	CUT-OFF TYPE 'LED' WALL LIGHT WITH TYPE 4 OPTICS	BRONZE	+8' & 10' AFF (SEE PLANS)	LITHONIA	DSXW1-LED-200-700-30K-14M-MVOLT	VERIFY
CC	'LED' FURN. W/UNIT	8" DIA. 'LED' DOWNLIGHT	WHITE	RECESSED	LITHONIA	DOM6R-LED-30K-120-DOB	120

**LIGHTING FIXTURE SCHEDULE NOTES:**

- PROVIDE 25'-0" HIGH, LITHONIA POLE #SSS-25-5GSBC5.
- PROVIDE ADD ALTERNATE PRICING TO REPLACE FIXTURE SHOWN WITH DECORATIVE POST TYPE LED AREA LIGHT. LITHONIA #MRP LED-1-638350/30K-SR3-MVOLT-MRPT20-DDBXD, PROVIDE 22'-0" POLE #RSS-22-4-5B.

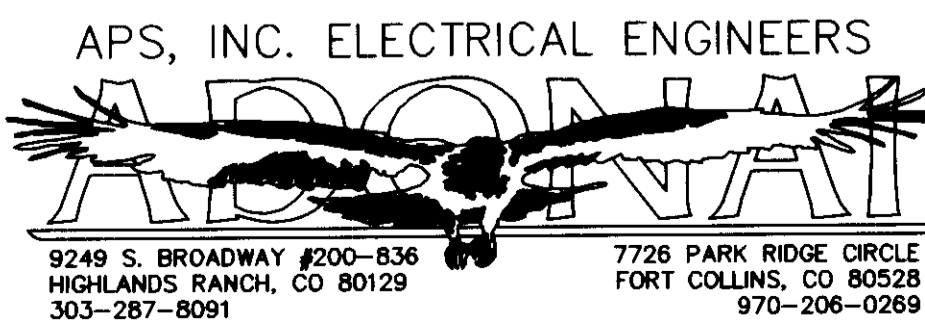
**CENTRE FOR ADVANCED TECHNOLOGY 23RD FILING SUNSHINE HOUSE - FC #139**



712 WHALERS WAY SUITE, B-100  
 FORT COLLINS, CO 80525  
 (970) 223-1820  
 www.aller-lingle-massey.com

NO	ISSUE	DATE
PROJECT	APS-536-13	
DATE	1.21.14	
DRAWN	ARB.SJM.RUB	

PHOTOMETRIC DETAILS



9249 S. BROADWAY #200-836  
 HIGHLANDS RANCH, CO 80129  
 303-287-8091

7726 PARK RIDGE CIRCLE  
 FORT COLLINS, CO 80528  
 970-206-0269

**PM.2**