

City of Fort Collins Traffic Operations

626 Linden Street, PO Box 580
Fort Collins, CO 80522-0580

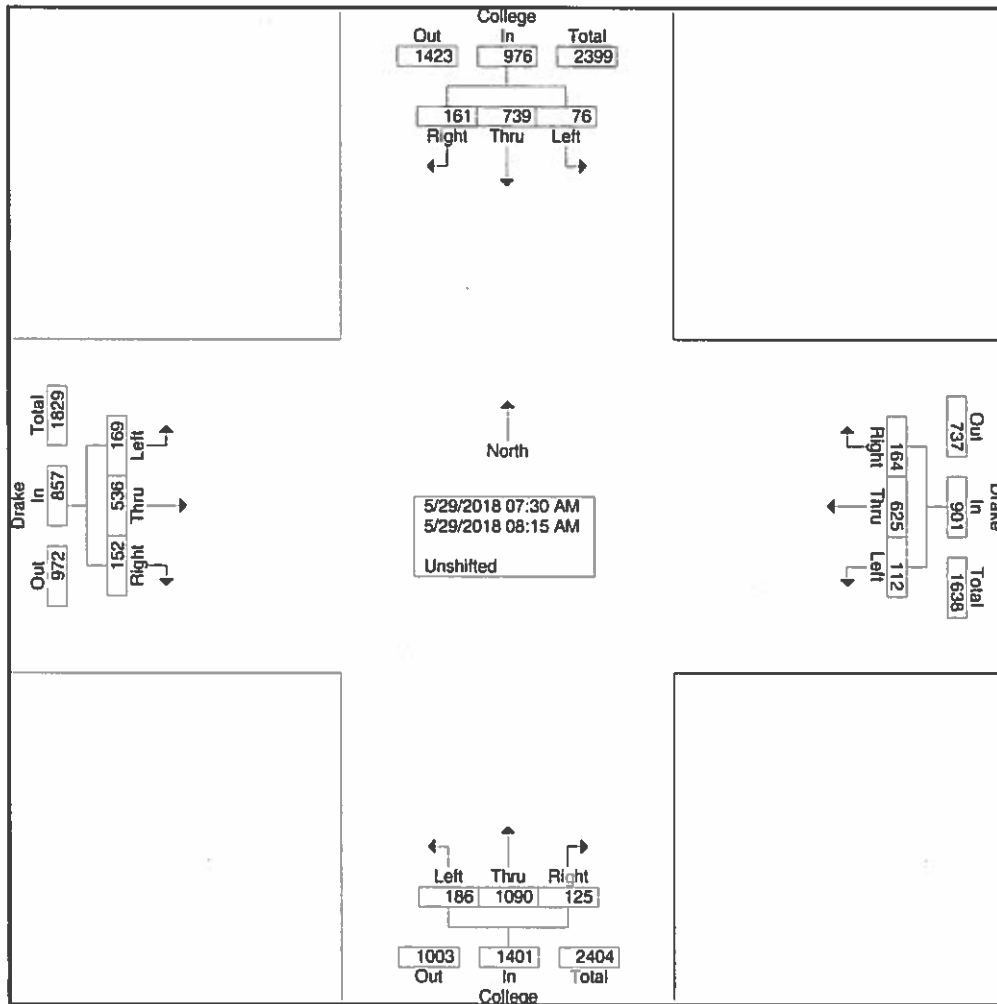
Peak Hour Turning Movement Study

North/South Street: College
East/West Street: Drake
Time: AM
ICU Number: 5

File Name : College & Drake 5-29-18
Site Code : 00000005
Start Date : 5/29/2018
Page No : 1

Groups Printed- Unshifted

Start Time	College Southbound				Drake Westbound				College Northbound				Drake Eastbound				Int. Total
	Right	Thru	Left	App. Total	Right	Thru	Left	App. Total	Right	Thru	Left	App. Total	Right	Thru	Left	App. Total	
07:30 AM	43	196	22	261	30	151	28	209	28	239	46	313	29	141	38	208	991
07:45 AM	42	180	17	239	47	178	30	255	35	322	50	407	48	172	48	268	1169
Total	85	376	39	500	77	329	58	464	63	561	96	720	77	313	86	476	2160
08:00 AM	38	181	15	234	46	150	22	218	41	262	42	345	32	107	38	177	974
08:15 AM	38	182	22	242	41	146	32	219	21	267	48	336	43	116	45	204	1001
Grand Total	161	739	76	976	164	625	112	901	125	1090	186	1401	152	536	169	857	4135
Apprch %	16.5	75.7	7.8		18.2	69.4	12.4		8.9	77.8	13.3		17.7	62.5	19.7		
Total %	3.9	17.9	1.8	23.6	4	15.1	2.7	21.8	3	26.4	4.5	33.9	3.7	13	4.1	20.7	



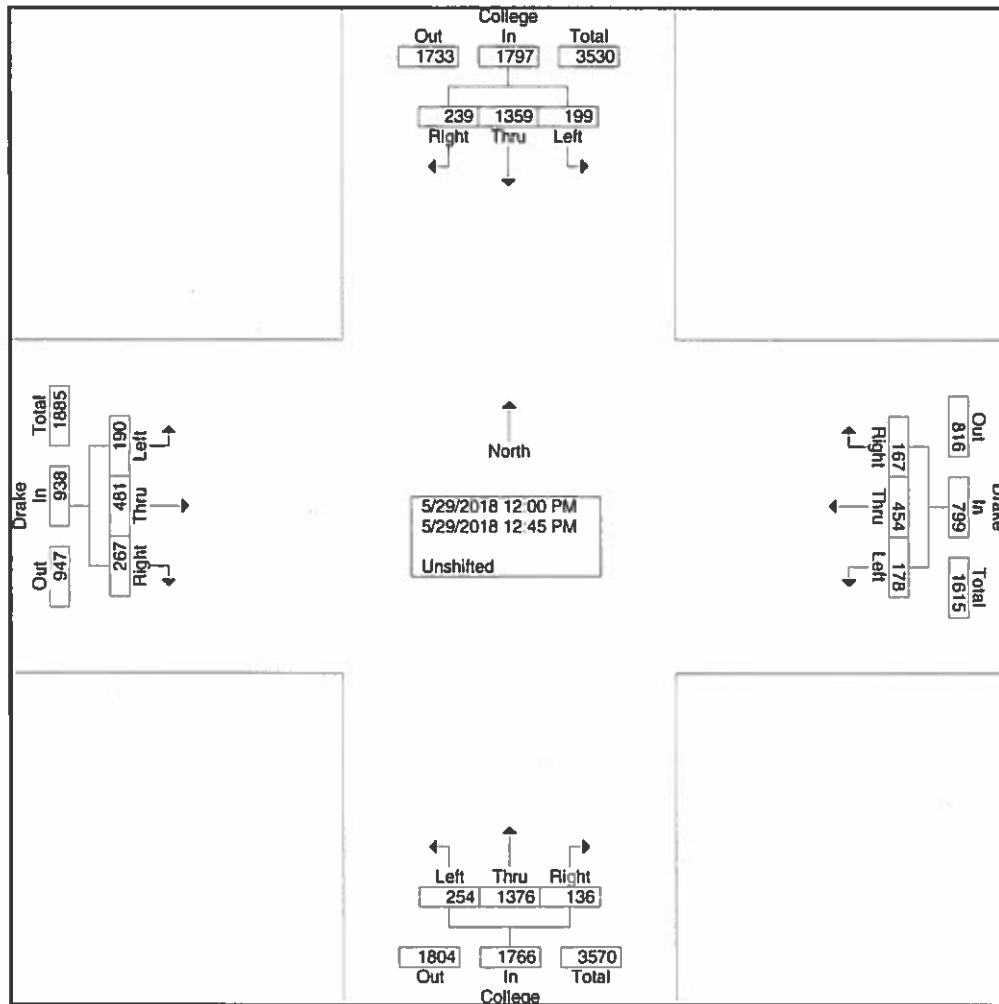
City of Fort Collins Traffic Operations
 626 Linden Street, PO Box 580
 Fort Collins, CO 80522-0580
Peak Hour Turning Movement Study

North/South Street: College
 East/West Street: Drake
 Time: NN
 ICU Number: 5

File Name : College & Drake 5-29-18
 Site Code : 00000005
 Start Date : 5/29/2018
 Page No : 1

Groups Printed- Unshifted

Start Time	College Southbound				Drake Westbound				College Northbound				Drake Eastbound				Int. Total
	Right	Thru	Left	App. Total	Right	Thru	Left	App. Total	Right	Thru	Left	App. Total	Right	Thru	Left	App. Total	
12:00 PM	64	303	43	410	44	142	48	234	24	310	54	388	73	147	58	278	1310
12:15 PM	55	390	55	500	37	104	43	184	33	374	71	478	56	99	48	203	1365
12:30 PM	60	310	44	414	40	111	41	192	45	300	63	408	69	135	36	240	1254
12:45 PM	60	356	57	473	46	97	46	189	34	392	66	492	69	100	48	217	1371
Total	239	1359	199	1797	167	454	178	799	136	1376	254	1766	267	481	190	938	5300
Grand Total	239	1359	199	1797	167	454	178	799	136	1376	254	1766	267	481	190	938	5300
Apprch %	13.3	75.6	11.1		20.9	56.8	22.3		7.7	77.9	14.4		28.5	51.3	20.3		
Total %	4.5	25.6	3.8	33.9	3.2	8.6	3.4	15.1	2.6	26	4.8	33.3	5	9.1	3.6	17.7	



City of Fort Collins Traffic Operations

626 Linden Street, PO Box 580

Fort Collins, CO 80522-0580

Peak Hour Turning Movement Study

North/South Street: College

East/West Street: Drake

Time: PM

ICU Number: 5

File Name : College & Drake 5-29-18

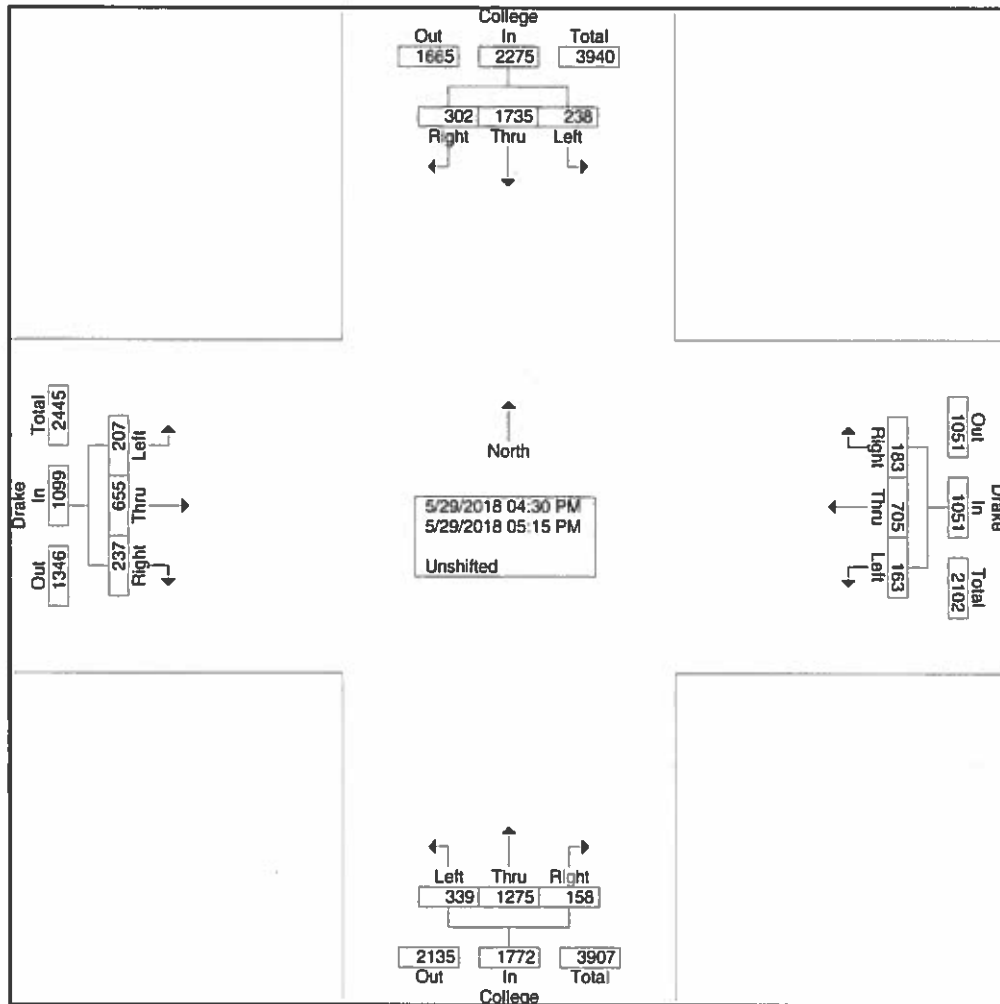
Site Code : 00000005

Start Date : 5/29/2018

Page No : 1

Groups Printed- Unshifted

Start Time	College Southbound				Drake Westbound				College Northbound				Drake Eastbound				Int. Total
	Right	Thru	Left	App. Total	Right	Thru	Left	App. Total	Right	Thru	Left	App. Total	Right	Thru	Left	App. Total	
04:30 PM	70	385	43	498	38	130	42	210	33	302	91	426	67	153	56	276	1410
04:45 PM	66	456	60	582	52	192	42	286	42	287	75	404	50	155	51	256	1528
Total	136	841	103	1080	90	322	84	496	75	589	166	830	117	308	107	532	2938
05:00 PM	84	439	54	577	48	172	38	258	38	356	102	496	60	163	53	276	1607
05:15 PM	82	455	81	618	45	211	41	297	45	330	71	446	60	184	47	291	1652
Grand Total	302	1735	238	2275	183	705	163	1051	158	1275	339	1772	237	655	207	1099	6197
Apprch %	13.3	76.3	10.5		17.4	67.1	15.5		8.9	72	19.1		21.6	59.6	18.8		
Total %	4.9	28	3.8	36.7	3	11.4	2.6	17	2.5	20.6	5.5	28.6	3.8	10.6	3.3	17.7	



City of Fort Collins Traffic Operations

626 Linden Street, PO Box 580
Fort Collins, CO 80522-0580

Peak Hour Turning Movement Study

North/South Street: College
East/West Street: Drake
Time: PHF
ICU Number: 5

File Name : College & Drake 5-29-18
Site Code : 00000005
Start Date : 5/29/2018
Page No : 1

Start Time	College Southbound				Drake Westbound				College Northbound				Drake Eastbound				Int. Total
	Right	Thru	Left	App. Total	Right	Thru	Left	App. Total	Right	Thru	Left	App. Total	Right	Thru	Left	App. Total	
Peak Hour Analysis From 07:30 AM to 09:45 AM - Peak 1 of 1																	
Peak Hour for Entire Intersection Begins at 07:30 AM																	
07:30 AM	43	196	22	261	30	151	28	209	28	239	46	313	29	141	38	208	991
07:45 AM	42	180	17	239	47	178	30	255	35	322	50	407	48	172	48	288	1169
08:00 AM	38	181	15	234	46	150	22	218	41	262	42	345	32	107	38	177	974
08:15 AM	38	182	22	242	41	146	32	219	21	267	48	336	43	116	45	204	1001
Total Volume	161	739	76	976	164	625	112	901	125	1090	186	1401	152	536	169	857	4135
% App. Total	16.5	75.7	7.8		18.2	69.4	12.4		8.9	77.8	13.3		17.7	62.5	19.7		
PHF	.936	.943	.864	.935	.872	.878	.875	.883	.762	.846	.930	.861	.792	.779	.880	.799	.884
Peak Hour Analysis From 10:00 AM to 01:45 PM - Peak 1 of 1																	
Peak Hour for Entire Intersection Begins at 12:00 PM																	
12:00 PM	84	303	43	410	44	142	48	234	24	310	54	388	73	147	58	278	1310
12:15 PM	55	390	55	500	37	104	43	184	33	374	71	478	56	99	48	203	1365
12:30 PM	60	310	44	414	40	111	41	192	45	300	63	408	69	135	36	240	1254
12:45 PM	60	356	57	473	46	97	46	189	34	392	66	492	69	100	48	217	1371
Total Volume	239	1359	199	1797	167	454	178	799	136	1376	254	1766	267	481	190	938	5300
% App. Total	13.3	75.6	11.1		20.9	56.8	22.3		7.7	77.9	14.4		28.5	51.3	20.3		
PHF	.934	.871	.873	.899	.908	.799	.927	.854	.756	.878	.894	.897	.914	.818	.819	.844	.966
Peak Hour Analysis From 02:00 PM to 05:15 PM - Peak 1 of 1																	
Peak Hour for Entire Intersection Begins at 04:30 PM																	
04:30 PM	70	385	43	498	38	130	42	210	33	302	91	426	67	153	58	276	1410
04:45 PM	66	456	60	582	52	192	42	286	42	287	75	404	50	155	51	256	1528
05:00 PM	84	439	54	577	48	172	38	258	38	358	102	498	60	163	53	276	1607
05:15 PM	82	455	81	618	45	211	41	297	45	330	71	446	60	184	47	291	1652
Total Volume	302	1735	238	2275	183	705	163	1051	158	1275	339	1772	237	655	207	1099	6197
% App. Total	13.3	76.3	10.5		17.4	67.1	15.5		8.9	72	19.1		21.6	59.6	18.8		
PHF	.899	.951	.735	.920	.880	.835	.970	.885	.878	.895	.831	.893	.884	.890	.924	.944	.938

