

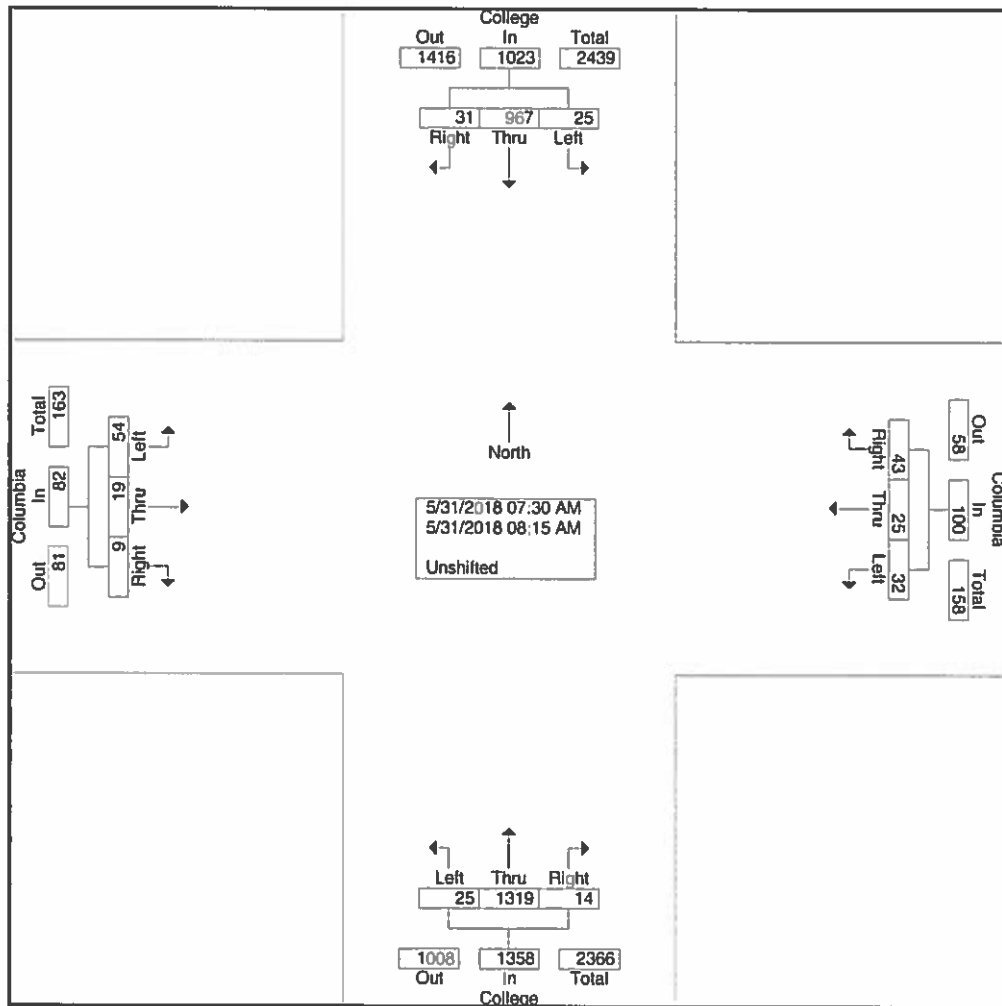
**City of Fort Collins Traffic Operations**  
 626 Linden Street, PO Box 580  
 Fort Collins, CO 80522-0580  
**Peak Hour Turning Movement Study**

North/South Street: College  
 East/West Street: Columbia  
 Time: AM  
 ICU Number: 6

File Name : College & Columbia 5-31-18  
 Site Code : 00000006  
 Start Date : 5/31/2018  
 Page No : 1

**Groups Printed- Unshifted**

Start Time	College Southbound				Columbia Westbound				College Northbound				Columbia Eastbound				Int. Total
	Right	Thru	Left	App. Total	Right	Thru	Left	App. Total	Right	Thru	Left	App. Total	Right	Thru	Left	App. Total	
07:30 AM	3	232	3	238	6	4	10	20	5	338	5	348	1	3	18	22	628
07:45 AM	9	258	4	271	8	11	3	22	3	333	5	341	2	6	11	19	653
<b>Total</b>	<b>12</b>	<b>490</b>	<b>7</b>	<b>509</b>	<b>14</b>	<b>15</b>	<b>13</b>	<b>42</b>	<b>8</b>	<b>671</b>	<b>10</b>	<b>689</b>	<b>3</b>	<b>9</b>	<b>29</b>	<b>41</b>	<b>1281</b>
08:00 AM	6	192	7	205	15	7	8	30	2	324	4	330	1	6	16	23	588
08:15 AM	13	285	11	309	14	3	11	28	4	324	11	339	5	4	9	18	694
<b>Grand Total</b>	<b>31</b>	<b>967</b>	<b>25</b>	<b>1023</b>	<b>43</b>	<b>25</b>	<b>32</b>	<b>100</b>	<b>14</b>	<b>1319</b>	<b>25</b>	<b>1358</b>	<b>9</b>	<b>19</b>	<b>54</b>	<b>82</b>	<b>2563</b>
Apprch %	3	94.5	2.4		43	25	32		1	97.1	1.8		11	23.2	65.9		
Total %	1.2	37.7	1	39.9	1.7	1	1.2	3.9	0.5	51.5	1	53	0.4	0.7	2.1	3.2	



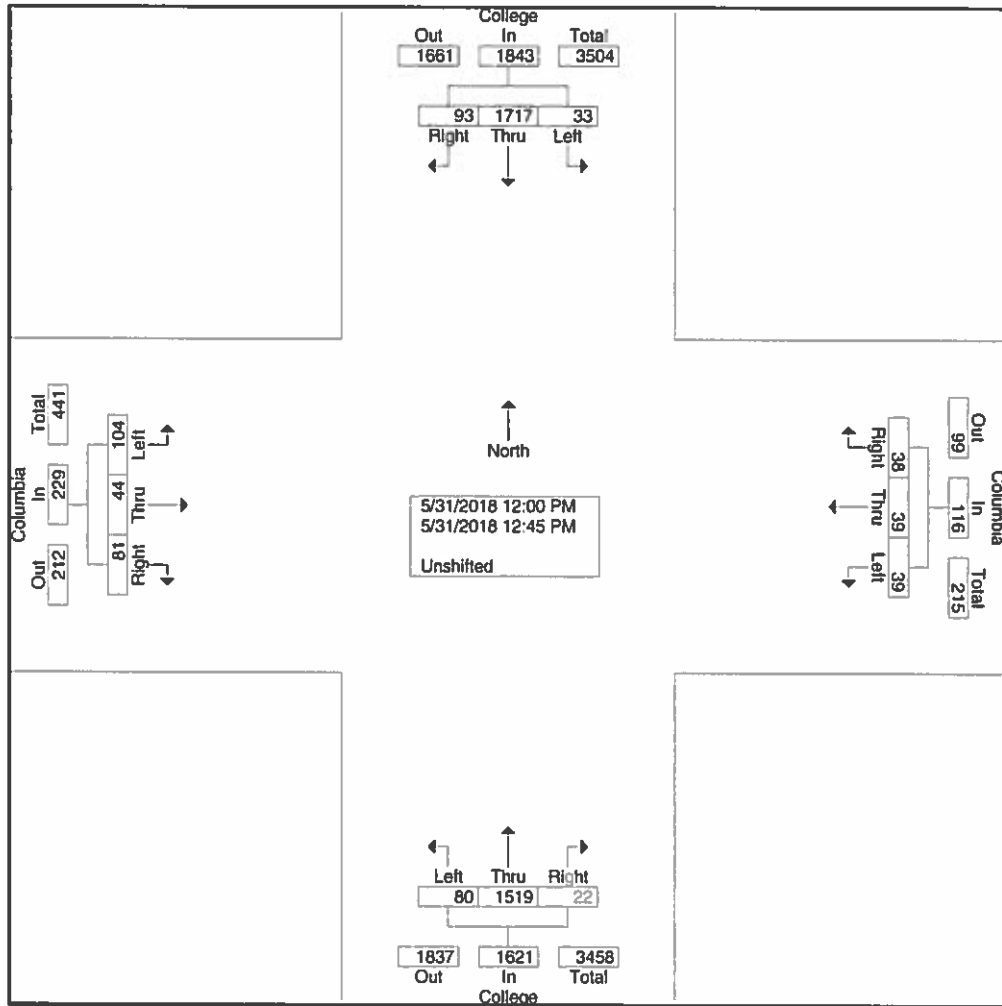
**City of Fort Collins Traffic Operations**  
 626 Linden Street, PO Box 580  
 Fort Collins, CO 80522-0580  
**Peak Hour Turning Movement Study**

North/South Street: College  
 East/West Street: Columbia  
 Time: NN  
 ICU Number: 6

File Name : College & Columbia 5-31-18  
 Site Code : 00000006  
 Start Date : 5/31/2018  
 Page No : 1

**Groups Printed- Unshifted**

Start Time	College Southbound				Columbia Westbound				College Northbound				Columbia Eastbound				Int. Total
	Right	Thru	Left	App. Total	Right	Thru	Left	App. Total	Right	Thru	Left	App. Total	Right	Thru	Left	App. Total	
12:00 PM	34	442	7	483	13	13	10	36	6	366	15	387	20	14	26	60	966
12:15 PM	19	417	9	445	10	12	15	37	4	393	22	419	20	12	26	58	959
12:30 PM	24	453	9	486	9	3	8	20	3	356	23	382	23	10	26	59	947
12:45 PM	16	405	8	429	6	11	6	23	9	404	20	433	18	8	26	52	937
<b>Total</b>	<b>93</b>	<b>1717</b>	<b>33</b>	<b>1843</b>	<b>38</b>	<b>39</b>	<b>39</b>	<b>116</b>	<b>22</b>	<b>1519</b>	<b>80</b>	<b>1621</b>	<b>81</b>	<b>44</b>	<b>104</b>	<b>229</b>	<b>3809</b>
<b>Grand Total</b>	<b>93</b>	<b>1717</b>	<b>33</b>	<b>1843</b>	<b>38</b>	<b>39</b>	<b>39</b>	<b>116</b>	<b>22</b>	<b>1519</b>	<b>80</b>	<b>1621</b>	<b>81</b>	<b>44</b>	<b>104</b>	<b>229</b>	<b>3809</b>
Apprch %	5	93.2	1.8		32.8	33.6	33.6		1.4	93.7	4.9		35.4	19.2	45.4		
Total %	2.4	45.1	0.9	48.4	1	1	1	3	0.6	39.9	2.1	42.6	2.1	1.2	2.7	6	



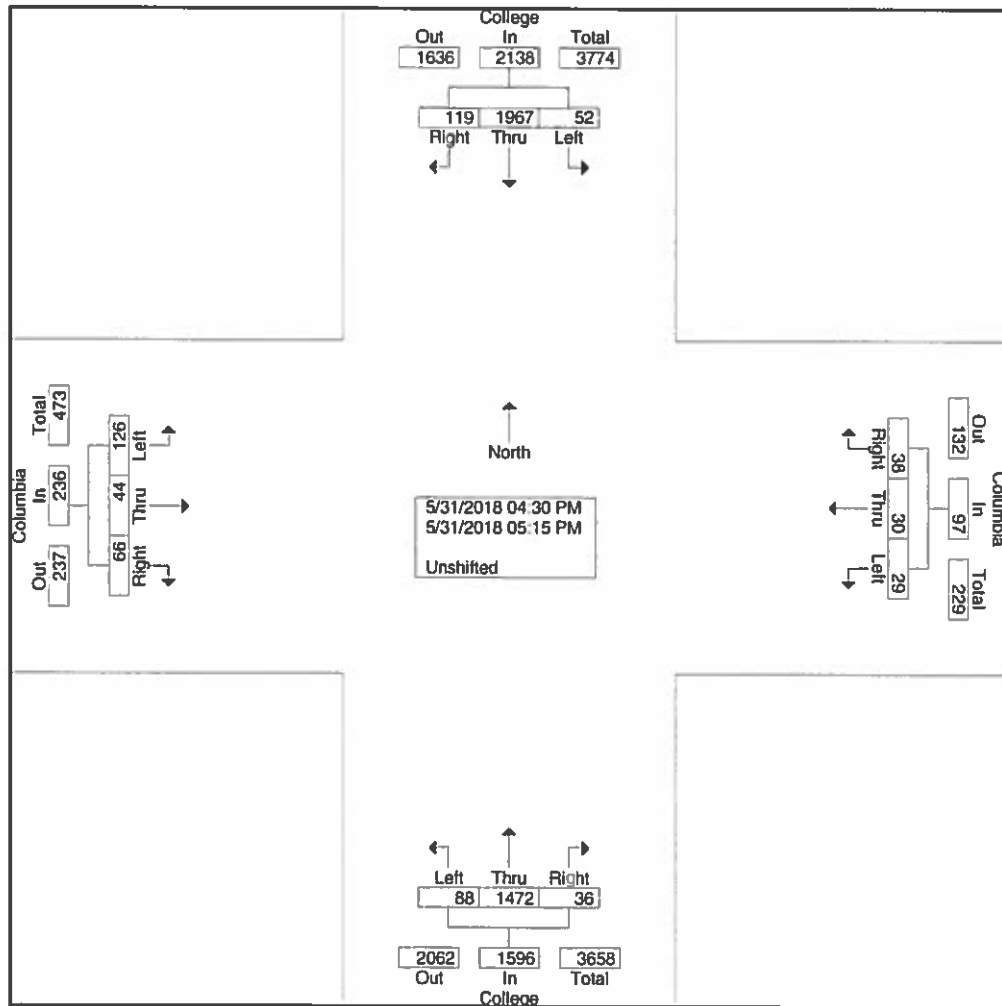
**City of Fort Collins Traffic Operations**  
 626 Linden Street, PO Box 580  
 Fort Collins, CO 80522-0580  
**Peak Hour Turning Movement Study**

North/South Street: College  
 East/West Street: Columbia  
 Time: PM  
 ICU Number: 6

File Name : College & Columbia 5-31-18  
 Site Code : 00000006  
 Start Date : 5/31/2018  
 Page No : 1

**Groups Printed- Unshifted**

Start Time	College Southbound				Columbia Westbound				College Northbound				Columbia Eastbound				Int. Total
	Right	Thru	Left	App. Total	Right	Thru	Left	App. Total	Right	Thru	Left	App. Total	Right	Thru	Left	App. Total	
04:30 PM	33	513	12	558	12	7	11	30	9	343	24	376	12	10	23	45	1009
04:45 PM	27	463	13	503	11	10	8	29	7	387	26	420	17	9	35	61	1013
<b>Total</b>	<b>60</b>	<b>976</b>	<b>25</b>	<b>1061</b>	<b>23</b>	<b>17</b>	<b>19</b>	<b>59</b>	<b>16</b>	<b>730</b>	<b>50</b>	<b>796</b>	<b>29</b>	<b>19</b>	<b>58</b>	<b>106</b>	<b>2022</b>
05:00 PM	30	447	17	494	8	4	7	19	10	385	21	416	20	10	36	66	995
05:15 PM	29	544	10	583	7	9	3	19	10	357	17	384	17	15	32	64	1050
<b>Grand Total</b>	<b>119</b>	<b>1967</b>	<b>52</b>	<b>2138</b>	<b>38</b>	<b>30</b>	<b>29</b>	<b>97</b>	<b>36</b>	<b>1472</b>	<b>88</b>	<b>1596</b>	<b>66</b>	<b>44</b>	<b>126</b>	<b>236</b>	<b>4067</b>
Apprch %	5.6	92	2.4		39.2	30.9	29.9		2.3	92.2	5.5		28	18.6	53.4		
Total %	2.9	48.4	1.3	52.6	0.9	0.7	0.7	2.4	0.9	36.2	2.2	39.2	1.6	1.1	3.1	5.8	



**City of Fort Collins Traffic Operations**  
 626 Linden Street, PO Box 580  
 Fort Collins, CO 80522-0580  
**Peak Hour Turning Movement Study**

North/South Street: College  
 East/West Street: Columbia  
 Time: PHF  
 ICU Number: 6

File Name : College & Columbia 5-31-18  
 Site Code : 00000006  
 Start Date : 5/31/2018  
 Page No : 1

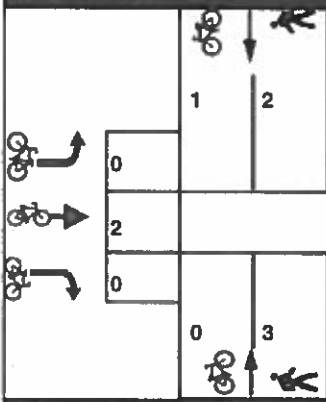
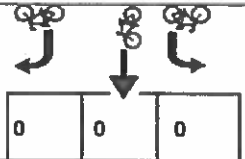
Start Time	College Southbound				Columbia Westbound				College Northbound				Columbia Eastbound				Int. Total
	Right	Thru	Left	App. Total	Right	Thru	Left	App. Total	Right	Thru	Left	App. Total	Right	Thru	Left	App. Total	
<b>Peak Hour Analysis From 07:30 AM to 09:45 AM - Peak 1 of 1</b>																	
Peak Hour for Entire Intersection Begins at 07:30 AM																	
07:30 AM	3	232	3	238	6	4	10	20	5	338	5	348	1	3	18	22	628
07:45 AM	9	258	4	271	8	11	3	22	3	333	5	341	2	6	11	19	653
08:00 AM	6	192	7	205	15	7	8	30	2	324	4	330	1	6	16	23	588
08:15 AM	13	285	11	309	14	3	11	28	4	324	11	339	5	4	9	18	694
Total Volume	31	967	25	1023	43	25	32	100	14	1319	25	1358	9	19	54	82	2563
% App. Total	3	94.5	2.4		43	25	32		1	97.1	1.8		11	23.2	65.9		
PHF	.596	.848	.568	.828	.717	.568	.727	.833	.700	.976	.568	.976	.450	.792	.750	.891	.923

<b>Peak Hour Analysis From 10:00 AM to 01:45 PM - Peak 1 of 1</b>																	
Peak Hour for Entire Intersection Begins at 12:00 PM																	
12:00 PM	34	442	7	483	13	13	10	36	6	366	15	387	20	14	26	60	966
12:15 PM	19	417	9	445	10	12	15	37	4	393	22	419	20	12	26	58	959
12:30 PM	24	453	9	486	9	3	8	20	3	356	23	382	23	10	26	59	947
12:45 PM	16	405	8	429	6	11	6	23	9	404	20	433	18	8	26	52	937
Total Volume	93	1717	33	1843	38	39	39	116	22	1519	80	1621	81	44	104	229	3809
% App. Total	5	93.2	1.8		32.8	33.6	33.6		1.4	93.7	4.9		35.4	19.2	45.4		
PHF	.684	.948	.917	.948	.731	.750	.650	.784	.611	.940	.870	.936	.880	.786	1.00	.954	.986

<b>Peak Hour Analysis From 02:00 PM to 05:15 PM - Peak 1 of 1</b>																	
Peak Hour for Entire Intersection Begins at 04:30 PM																	
04:30 PM	33	513	12	558	12	7	11	30	9	343	24	376	12	10	23	45	1009
04:45 PM	27	463	13	503	11	10	8	29	7	387	26	420	17	9	35	61	1013
05:00 PM	30	447	17	494	8	4	7	19	10	385	21	416	20	10	36	66	995
05:15 PM	29	544	10	583	7	9	3	19	10	357	17	384	17	15	32	64	1050
Total Volume	119	1967	52	2138	38	30	29	97	36	1472	88	1596	66	44	126	236	4067
% App. Total	5.6	92	2.4		39.2	30.9	29.9		2.3	92.2	5.5		28	18.6	53.4		
PHF	.902	.904	.765	.917	.792	.750	.659	.808	.900	.951	.846	.950	.825	.733	.875	.894	.968

Record Numb  
803

AM



Date Thursday, May 31, 2018

N-S Street College

E-W Street Columbia

Time AM

ICU 6

Name SG

NORTH

