

City of Fort Collins Traffic Operations

626 Linden Street, PO Box 580

Fort Collins, CO 80522-0580

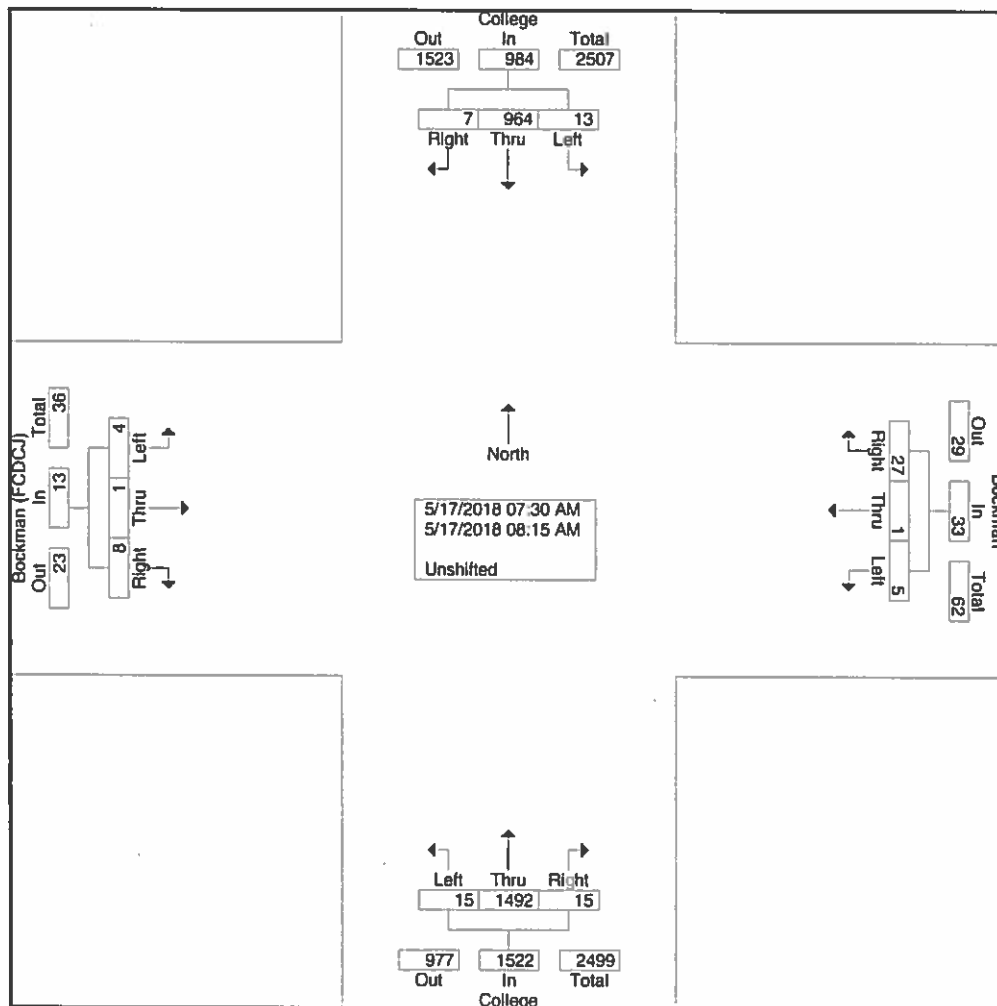
Peak Hour Turning Movement Study

North/South Street: College
 East/West Street: Bockman/FCDCJ
 Time: AM
 ICU Number: 111

File Name : College & Bockman 5-17-18
 Site Code : 00000111
 Start Date : 5/17/2018
 Page No : 1

Groups Printed- Unshifted

Start Time	College Southbound				Bockman Westbound				College Northbound				Bockman (FCDCJ) Eastbound				Int. Total
	Right	Thru	Left	App. Total	Right	Thru	Left	App. Total	Right	Thru	Left	App. Total	Right	Thru	Left	App. Total	
07:30 AM	4	232	7	243	4	1	1	6	4	361	4	369	1	0	0	1	619
07:45 AM	1	273	3	277	7	0	1	8	4	430	3	437	0	0	2	2	724
Total	5	505	10	520	11	1	2	14	8	791	7	806	1	0	2	3	1343
08:00 AM	2	207	1	210	9	0	2	11	5	350	4	359	4	0	1	5	585
08:15 AM	0	252	2	254	7	0	1	8	2	351	4	357	3	1	1	5	624
Grand Total	7	964	13	984	27	1	5	33	15	1492	15	1522	8	1	4	13	2552
Apprch %	0.7	98	1.3		81.8	3	15.2		1	98	1		61.5	7.7	30.8		
Total %	0.3	37.8	0.5	38.6	1.1	0	0.2	1.3	0.6	58.5	0.6	59.6	0.3	0	0.2	0.5	



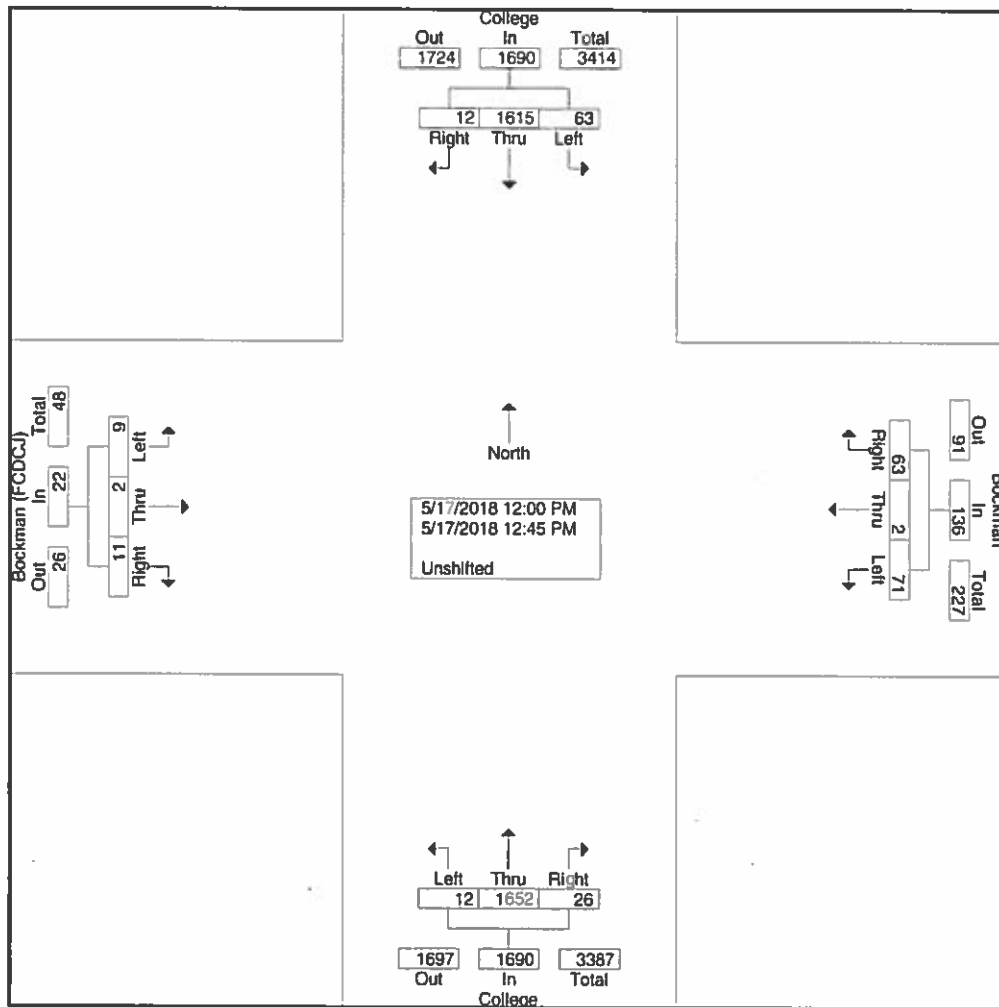
City of Fort Collins Traffic Operations
 626 Linden Street, PO Box 580
 Fort Collins, CO 80522-0580
Peak Hour Turning Movement Study

North/South Street: College
 East/West Street: Bockman/FCDCJ
 Time: NN
 ICU Number: 111

File Name : College & Bockman 5-17-18
 Site Code : 00000111
 Start Date : 5/17/2018
 Page No : 1

Groups Printed- Unshifted

Start Time	College Southbound				Bockman Westbound				College Northbound				Bockman (FCDCJ) Eastbound				Int. Total
	Right	Thru	Left	App. Total	Right	Thru	Left	App. Total	Right	Thru	Left	App. Total	Right	Thru	Left	App. Total	
12:00 PM	3	404	11	418	14	2	22	38	5	406	2	413	7	0	2	9	878
12:15 PM	7	430	23	460	16	0	16	32	6	436	4	446	1	0	1	2	940
12:30 PM	2	389	15	406	20	0	17	37	7	381	3	391	2	1	3	6	840
12:45 PM	0	392	14	406	13	0	16	29	8	429	3	440	1	1	3	5	880
Total	12	1615	63	1690	63	2	71	136	26	1652	12	1690	11	2	9	22	3538
Grand Total	12	1615	63	1690	63	2	71	136	26	1652	12	1690	11	2	9	22	3538
Apprch %	0.7	95.6	3.7		46.3	1.5	52.2		1.5	97.8	0.7		50	9.1	40.9		
Total %	0.3	45.6	1.8	47.8	1.8	0.1	2	3.8	0.7	46.7	0.3	47.8	0.3	0.1	0.3	0.6	



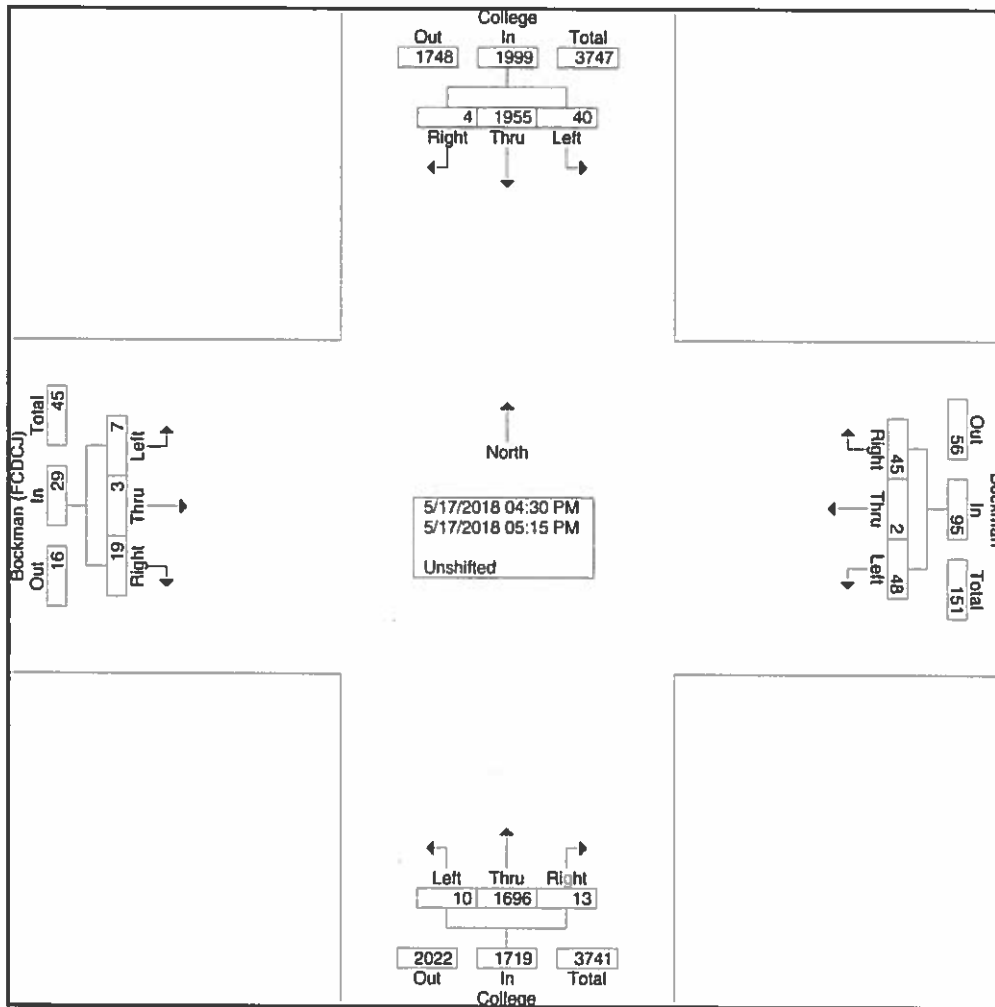
City of Fort Collins Traffic Operations
 626 Linden Street, PO Box 580
 Fort Collins, CO 80522-0580
Peak Hour Turning Movement Study

North/South Street: College
 East/West Street: Bockman/FCDCJ
 Time: PM
 ICU Number: 111

File Name : College & Bockman 5-17-18
 Site Code : 00000111
 Start Date : 5/17/2018
 Page No : 1

Groups Printed- Unshifted

Start Time	College Southbound				Bockman Westbound				College Northbound				Bockman (FCDCJ) Eastbound				Int. Total
	Right	Thru	Left	App. Total	Right	Thru	Left	App. Total	Right	Thru	Left	App. Total	Right	Thru	Left	App. Total	
04:30 PM	0	459	11	470	11	0	12	23	4	350	2	356	5	0	2	7	856
04:45 PM	1	492	8	501	10	0	11	21	5	450	3	458	6	0	3	9	989
Total	1	951	19	971	21	0	23	44	9	800	5	814	11	0	5	16	1845
05:00 PM	3	499	9	511	12	1	12	25	3	448	2	453	5	3	1	9	998
05:15 PM	0	505	12	517	12	1	13	26	1	448	3	452	3	0	1	4	999
Grand Total	4	1955	40	1999	45	2	48	95	13	1696	10	1719	19	3	7	29	3842
Apprch %	0.2	97.8	2		47.4	2.1	50.5		0.8	98.7	0.6		65.5	10.3	24.1		
Total %	0.1	50.9	1	52	1.2	0.1	1.2	2.5	0.3	44.1	0.3	44.7	0.5	0.1	0.2	0.8	



City of Fort Collins Traffic Operations
 626 Linden Street, PO Box 580
 Fort Collins, CO 80522-0580
Peak Hour Turning Movement Study

North/South Street: College
 East/West Street: Bockman/FCDCJ
 Time: PHF
 ICU Number: 111

File Name : College & Bockman 5-17-18
 Site Code : 00000111
 Start Date : 5/17/2018
 Page No : 1

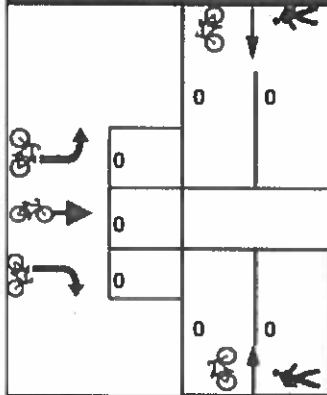
Start Time	College Southbound				Bockman Westbound				College Northbound				Bockman (FCDCJ) Eastbound				Int. Total
	Right	Thru	Left	App. Total	Right	Thru	Left	App. Total	Right	Thru	Left	App. Total	Right	Thru	Left	App. Total	
Peak Hour Analysis From 07:30 AM to 09:45 AM - Peak 1 of 1																	
Peak Hour for Entire Intersection Begins at 07:30 AM																	
07:30 AM	4	232	7	243	4	1	1	6	4	361	4	369	1	0	0	1	619
07:45 AM	1	273	3	277	7	0	1	8	4	430	3	437	0	0	2	2	724
08:00 AM	2	207	1	210	9	0	2	11	5	350	4	359	4	0	1	5	585
08:15 AM	0	252	2	254	7	0	1	8	2	351	4	357	3	1	1	5	624
Total Volume	7	964	13	984	27	1	5	33	15	1492	15	1522	8	1	4	13	2552
% App. Total	0.7	98	1.3		81.8	3	15.2		1	98	1		61.5	7.7	30.8		
PHF	.438	.883	.464	.888	.750	.250	.625	.750	.750	.867	.938	.871	.500	.250	.500	.650	.881

Peak Hour Analysis From 10:00 AM to 01:45 PM - Peak 1 of 1																	
Peak Hour for Entire Intersection Begins at 12:00 PM																	
12:00 PM	3	404	11	418	14	2	22	38	5	406	2	413	7	0	2	9	878
12:15 PM	7	430	23	460	16	0	16	32	6	438	4	446	1	0	1	2	940
12:30 PM	2	389	15	406	20	0	17	37	7	381	3	391	2	1	3	6	840
12:45 PM	0	392	14	406	13	0	16	29	8	429	3	440	1	1	3	5	880
Total Volume	12	1615	63	1690	63	2	71	136	26	1652	12	1690	11	2	9	22	3538
% App. Total	0.7	95.6	3.7		46.3	1.5	52.2		1.5	97.8	0.7		50	9.1	40.9		
PHF	.429	.939	.685	.918	.788	.250	.807	.895	.813	.947	.750	.947	.393	.500	.750	.611	.941

Peak Hour Analysis From 02:00 PM to 05:15 PM - Peak 1 of 1																	
Peak Hour for Entire Intersection Begins at 04:30 PM																	
04:30 PM	0	459	11	470	11	0	12	23	4	350	2	356	5	0	2	7	856
04:45 PM	1	492	8	501	10	0	11	21	5	450	3	458	6	0	3	9	989
05:00 PM	3	499	9	511	12	1	12	25	3	448	2	453	5	3	1	9	998
05:15 PM	0	505	12	517	12	1	13	26	1	448	3	452	3	0	1	4	999
Total Volume	4	1955	40	1999	45	2	48	95	13	1696	10	1719	19	3	7	29	3842
% App. Total	0.2	97.8	2		47.4	2.1	50.5		0.8	98.7	0.6		65.5	10.3	24.1		
PHF	.333	.968	.833	.967	.938	.500	.923	.913	.650	.942	.833	.938	.792	.250	.583	.806	.961

Record Numb
799

AM



Date Thursday, May 17, 2018

N-S Street College

E-W Street Bockman

Time AM

NCU 111

Name SG

NORTH

