

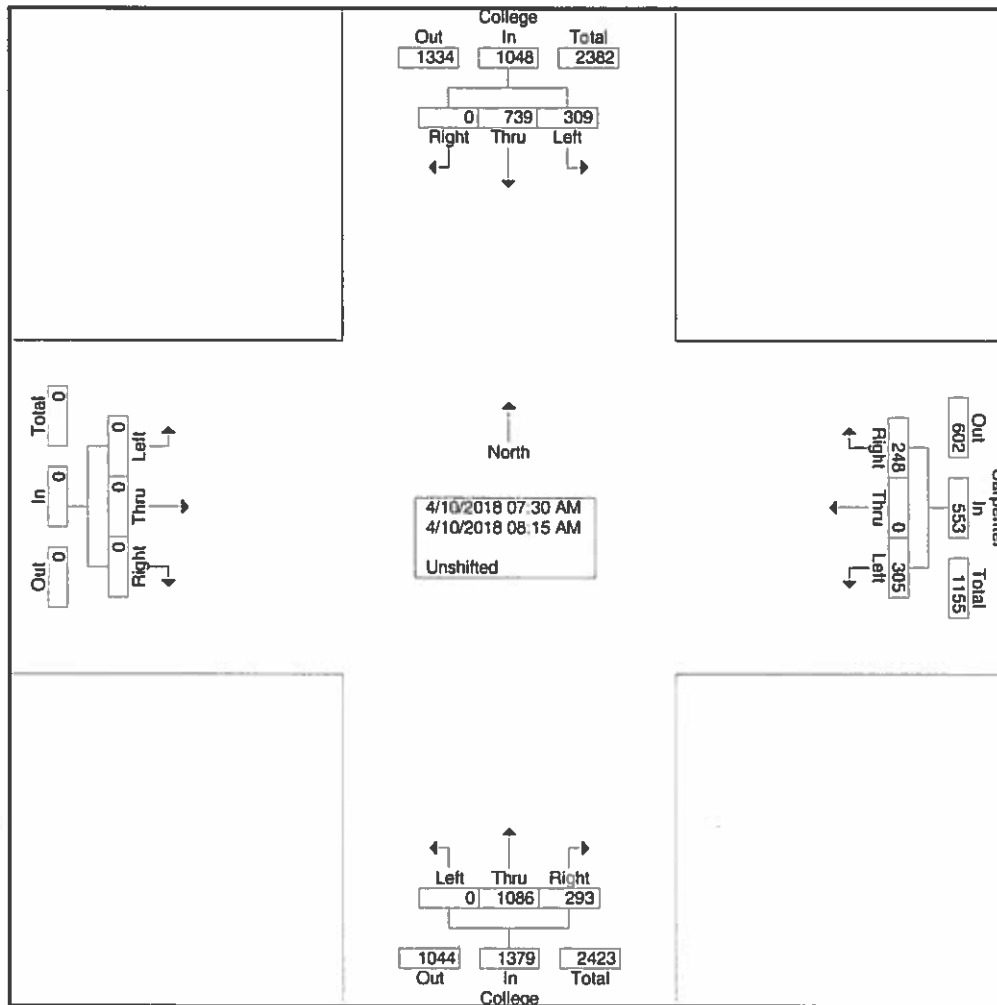
City of Fort Collins Traffic Operations
 626 Linden Street, PO Box 580
 Fort Collins, CO 80522-0580
Peak Hour Turning Movement Study

North/South Street: College
 East/West Street: Carpenter
 Time: AM
 ICU Number: 110

File Name : College & Carpenter 4-10-18
 Site Code : 00000110
 Start Date : 4/10/2018
 Page No : 1

Groups Printed- Unshifted

Start Time	College Southbound				Carpenter Westbound				College Northbound				Eastbound				Int. Total
	Right	Thru	Left	App. Total	Right	Thru	Left	App. Total	Right	Thru	Left	App. Total	Right	Thru	Left	App. Total	
07:30 AM	0	201	63	264	60	0	67	127	102	286	0	388	0	0	0	0	779
07:45 AM	0	207	121	328	70	0	74	144	69	282	0	351	0	0	0	0	823
Total	0	408	184	592	130	0	141	271	171	568	0	739	0	0	0	0	1602
08:00 AM	0	169	58	227	53	0	78	131	61	254	0	315	0	0	0	0	673
08:15 AM	0	162	67	229	65	0	86	151	61	264	0	325	0	0	0	0	705
Grand Total	0	739	309	1048	248	0	305	553	293	1086	0	1379	0	0	0	0	2980
Apprch %	0	70.5	29.5		44.8	0	55.2		21.2	78.8	0		0	0	0		
Total %	0	24.8	10.4	35.2	8.3	0	10.2	18.6	9.8	36.4	0	46.3	0	0	0	0	



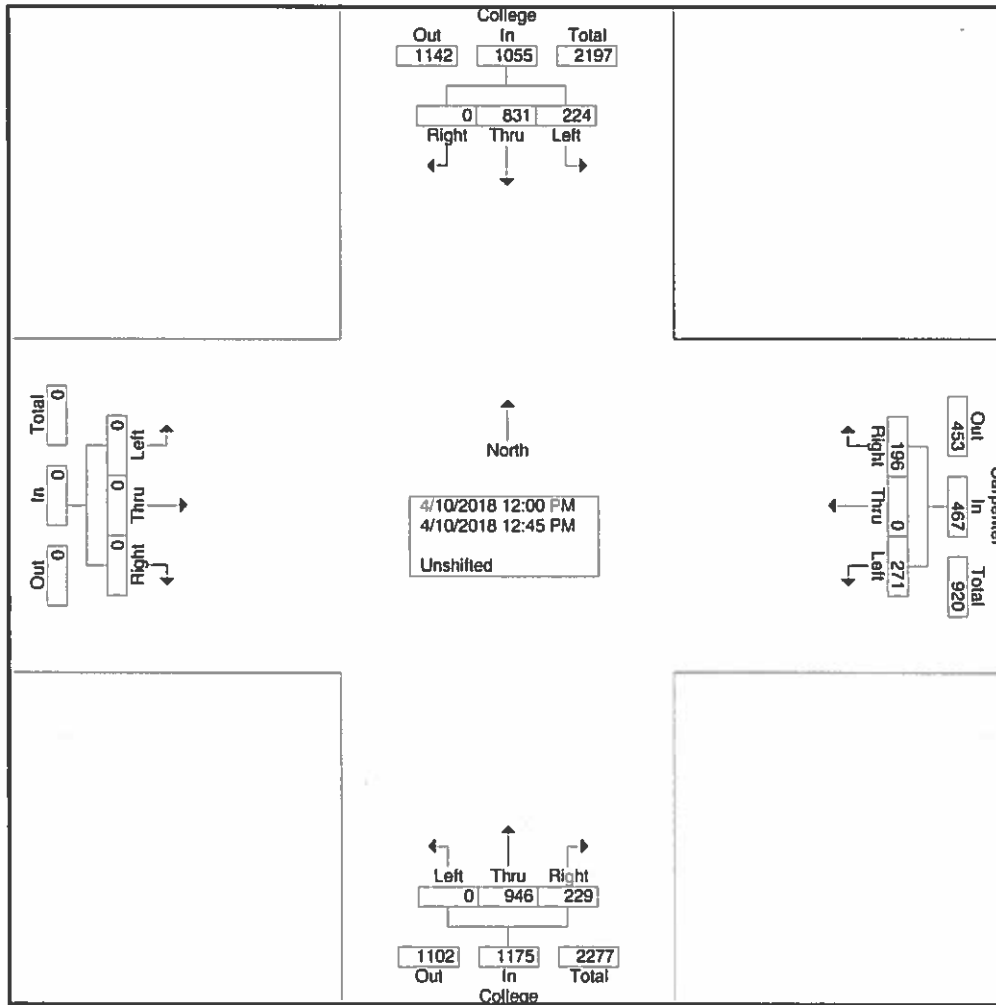
City of Fort Collins Traffic Operations
 626 Linden Street, PO Box 580
 Fort Collins, CO 80522-0580
Peak Hour Turning Movement Study

North/South Street: College
 East/West Street: Carpenter
 Time: NN
 ICU Number: 110

File Name : College & Carpenter 4-10-18
 Site Code : 00000110
 Start Date : 4/10/2018
 Page No : 1

Groups Printed- Unshifted

Start Time	College Southbound				Carpenter Westbound				College Northbound				Eastbound				Int. Total
	Right	Thru	Left	App. Total	Right	Thru	Left	App. Total	Right	Thru	Left	App. Total	Right	Thru	Left	App. Total	
12:00 PM	0	240	57	297	37	0	72	109	44	256	0	300	0	0	0	0	706
12:15 PM	0	197	54	251	54	0	84	138	40	220	0	260	0	0	0	0	649
12:30 PM	0	189	48	237	56	0	46	102	79	257	0	336	0	0	0	0	675
12:45 PM	0	205	65	270	49	0	69	118	66	213	0	279	0	0	0	0	667
Total	0	831	224	1055	196	0	271	467	229	946	0	1175	0	0	0	0	2697
Grand Total	0	831	224	1055	196	0	271	467	229	946	0	1175	0	0	0	0	2697
Apprch %	0	78.8	21.2		42	0	58		19.5	80.5	0		0	0	0		
Total %	0	30.8	8.3	39.1	7.3	0	10	17.3	8.5	35.1	0	43.6	0	0	0	0	



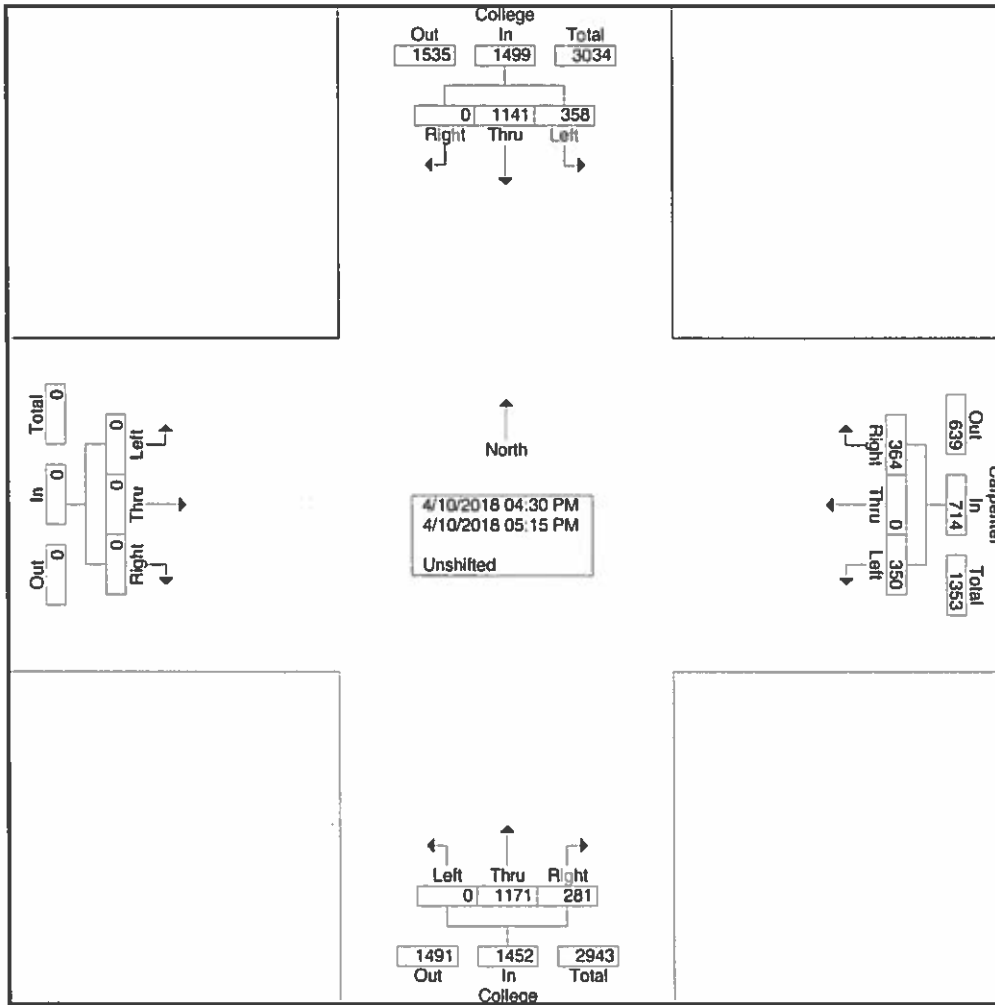
City of Fort Collins Traffic Operations
 626 Linden Street, PO Box 580
 Fort Collins, CO 80522-0580
Peak Hour Turning Movement Study

North/South Street: College
 East/West Street: Carpenter
 Time: PM
 ICU Number: 110

File Name : College & Carpenter 4-10-18
 Site Code : 00000110
 Start Date : 4/10/2018
 Page No : 1

Groups Printed- Unshifted

Start Time	College Southbound				Carpenter Westbound				College Northbound				Eastbound				Inl. Total
	Right	Thru	Left	App. Total	Right	Thru	Left	App. Total	Right	Thru	Left	App. Total	Right	Thru	Left	App. Total	
04:30 PM	0	292	60	352	83	0	77	160	67	303	0	370	0	0	0	0	882
04:45 PM	0	262	103	365	83	0	80	163	63	262	0	325	0	0	0	0	853
Total	0	554	163	717	166	0	157	323	130	565	0	695	0	0	0	0	1735
05:00 PM	0	256	103	359	107	0	91	198	84	302	0	386	0	0	0	0	943
05:15 PM	0	331	92	423	91	0	102	193	67	304	0	371	0	0	0	0	987
Grand Total	0	1141	358	1499	364	0	350	714	281	1171	0	1452	0	0	0	0	3665
Apprch %	0	76.1	23.9		51	0	49		19.4	80.6	0		0	0	0		
Total %	0	31.1	9.8	40.9	9.9	0	9.5	19.5	7.7	32	0	39.6	0	0	0	0	



City of Fort Collins Traffic Operations

626 Linden Street, PO Box 580

Fort Collins, CO 80522-0580

Peak Hour Turning Movement Study

North/South Street: College
 East/West Street: Carpenter
 Time: PHF
 ICU Number: 110

File Name : College & Carpenter 4-10-18
 Site Code : 00000110
 Start Date : 4/10/2018
 Page No : 1

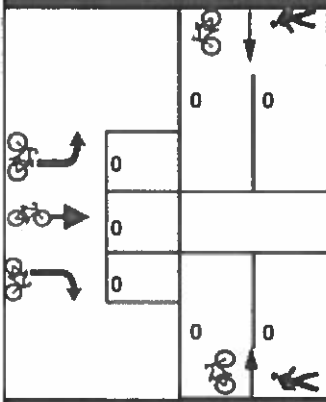
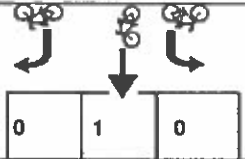
Start Time	College Southbound				Carpenter Westbound				College Northbound				Eastbound				Int. Total
	Right	Thru	Left	App. Total	Right	Thru	Left	App. Total	Right	Thru	Left	App. Total	Right	Thru	Left	App. Total	
Peak Hour Analysis From 07:30 AM to 09:45 AM - Peak 1 of 1																	
Peak Hour for Entire Intersection Begins at 07:30 AM																	
07:30 AM	0	201	63	264	60	0	67	127	102	286	0	388	0	0	0	0	779
07:45 AM	0	207	121	328	70	0	74	144	69	282	0	351	0	0	0	0	823
08:00 AM	0	169	58	227	53	0	78	131	61	254	0	315	0	0	0	0	673
08:15 AM	0	162	67	229	65	0	86	151	61	264	0	325	0	0	0	0	705
Total Volume	0	739	309	1048	248	0	305	553	293	1086	0	1379	0	0	0	0	2980
% App. Total	0	70.5	29.5		44.8	0	55.2		21.2	78.8	0		0	0	0		
PHF	.000	.893	.638	.799	.886	.000	.887	.916	.718	.949	.000	.889	.000	.000	.000	.000	.905

Peak Hour Analysis From 10:00 AM to 01:45 PM - Peak 1 of 1																	
Peak Hour for Entire Intersection Begins at 12:00 PM																	
12:00 PM	0	240	57	297	37	0	72	109	44	256	0	300	0	0	0	0	706
12:15 PM	0	197	54	251	54	0	84	138	40	220	0	260	0	0	0	0	649
12:30 PM	0	189	48	237	56	0	46	102	79	257	0	336	0	0	0	0	675
12:45 PM	0	205	65	270	49	0	69	118	66	213	0	279	0	0	0	0	667
Total Volume	0	831	224	1055	196	0	271	467	229	946	0	1175	0	0	0	0	2697
% App. Total	0	78.8	21.2		42	0	58		19.5	80.5	0		0	0	0		
PHF	.000	.866	.862	.888	.875	.000	.807	.846	.725	.920	.000	.874	.000	.000	.000	.000	.955

Peak Hour Analysis From 02:00 PM to 05:15 PM - Peak 1 of 1																	
Peak Hour for Entire Intersection Begins at 04:30 PM																	
04:30 PM	0	292	60	352	83	0	77	160	67	303	0	370	0	0	0	0	882
04:45 PM	0	262	103	365	83	0	80	163	63	262	0	325	0	0	0	0	853
05:00 PM	0	256	103	359	107	0	91	198	84	302	0	386	0	0	0	0	943
05:15 PM	0	331	92	423	91	0	102	193	67	304	0	371	0	0	0	0	987
Total Volume	0	1141	358	1499	364	0	350	714	281	1171	0	1452	0	0	0	0	3665
% App. Total	0	76.1	23.9		51	0	49		19.4	80.6	0		0	0	0		
PHF	.000	.862	.869	.886	.850	.000	.858	.902	.836	.963	.000	.940	.000	.000	.000	.000	.928

Record Numb
795

AM



Date Tuesday, April 10, 2018

N-S Street College

E-W Street Carpenter

Time Am

ICU 110

Name FJ

NORTH

