

City of Fort Collins Traffic Operations

626 Linden Street, PO Box 580

Fort Collins, CO 80522-0580

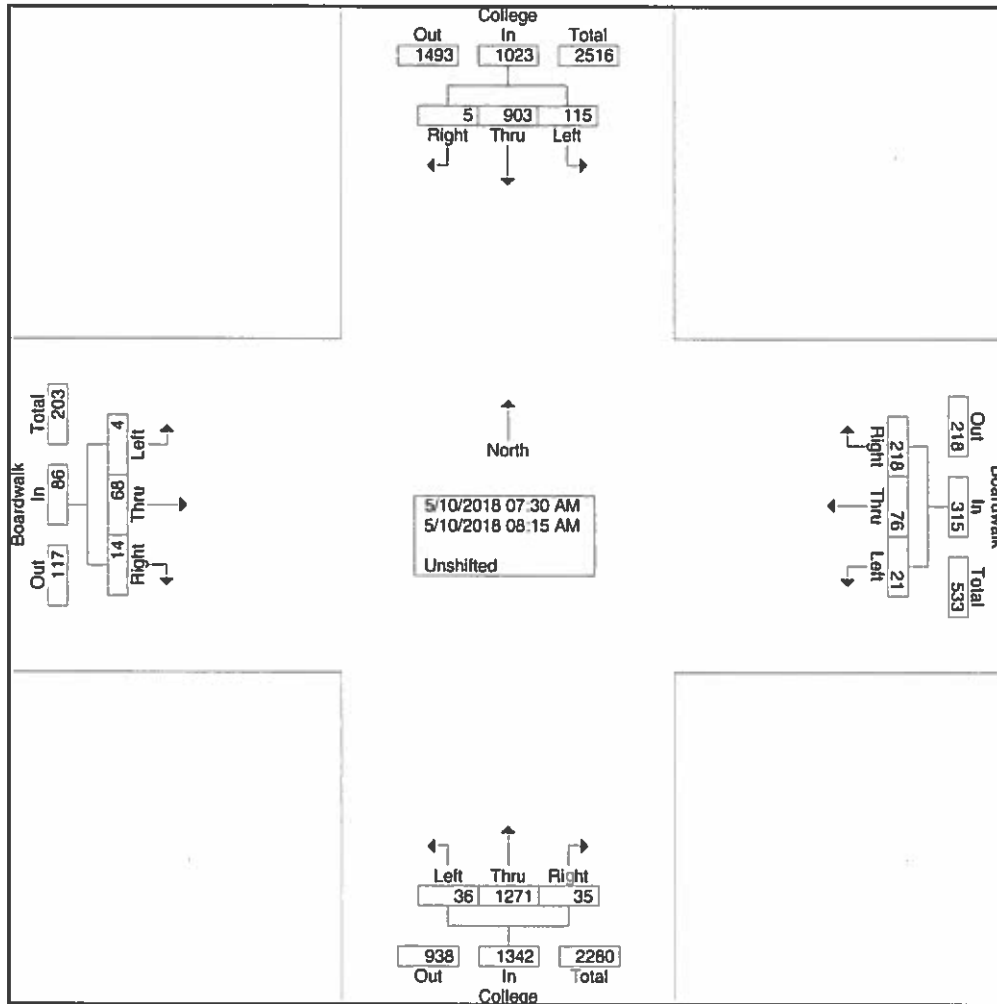
Peak Hour Turning Movement Study

North/South Street: College
 East/West Street: Boardwalk
 Time: AM
 ICU Number: 55

File Name : College & Boardwalk 5-10-18
 Site Code : 00000055
 Start Date : 5/10/2018
 Page No : 1

Groups Printed- Unshifted

Start Time	College Southbound				Boardwalk Westbound				College Northbound				Boardwalk Eastbound				Int. Total
	Right	Thru	Left	App. Total	Right	Thru	Left	App. Total	Right	Thru	Left	App. Total	Right	Thru	Left	App. Total	
07:30 AM	1	217	19	237	43	15	7	65	8	312	9	329	5	12	1	18	649
07:45 AM	2	228	40	270	65	16	6	87	10	366	9	385	5	19	1	25	767
Total	3	445	59	507	108	31	13	152	18	678	18	714	10	31	2	43	1416
08:00 AM	0	213	24	237	49	22	4	75	9	318	12	339	2	18	0	20	671
08:15 AM	2	245	32	279	61	23	4	88	8	275	6	289	2	19	2	23	679
Grand Total	5	903	115	1023	218	76	21	315	35	1271	36	1342	14	68	4	86	2766
Apprch %	0.5	88.3	11.2		69.2	24.1	6.7		2.6	94.7	2.7		16.3	79.1	4.7		
Total %	0.2	32.6	4.2	37	7.9	2.7	0.8	11.4	1.3	46	1.3	48.5	0.5	2.5	0.1	3.1	



City of Fort Collins Traffic Operations

626 Linden Street, PO Box 580

Fort Collins, CO 80522-0580

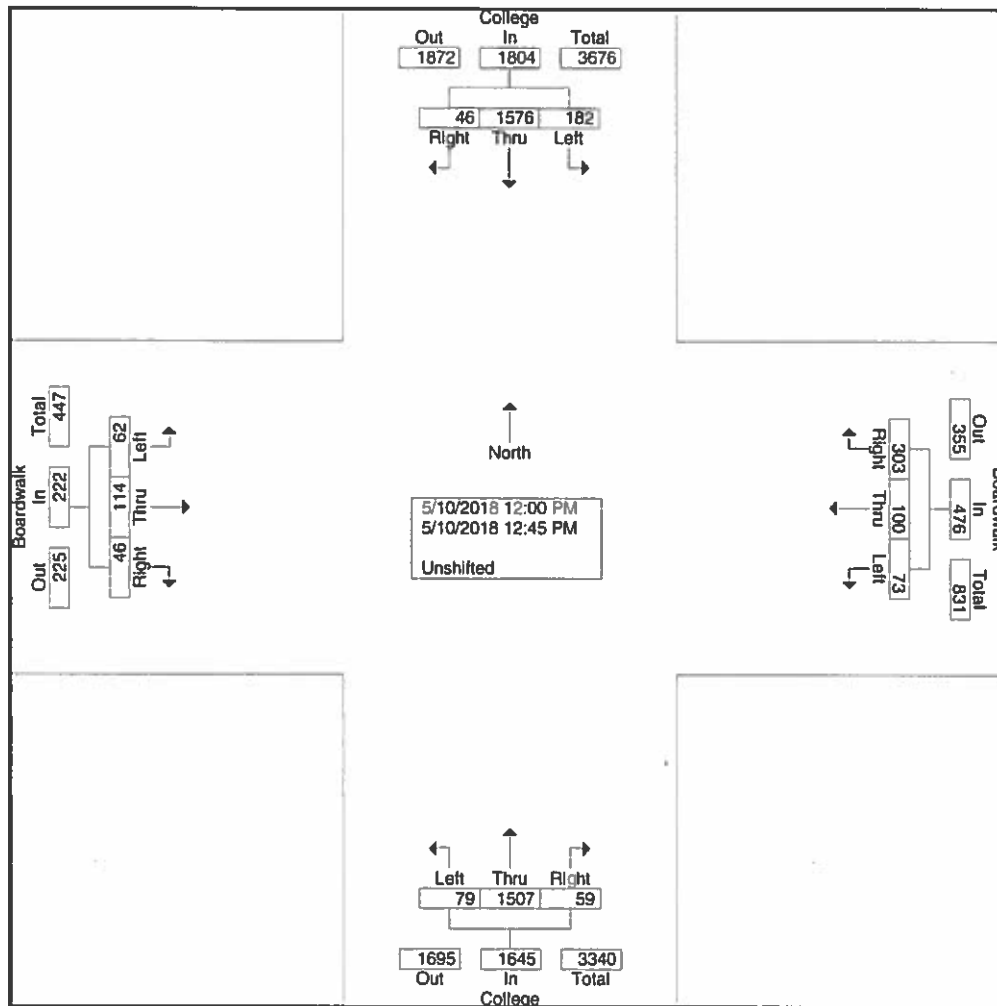
Peak Hour Turning Movement Study

North/South Street: College
 East/West Street: Boardwalk
 Time: NN
 ICU Number: 55

File Name : College & Boardwalk 5-10-18
 Site Code : 0000055
 Start Date : 5/10/2018
 Page No : 1

Groups Printed- Unshifted

Start Time	College Southbound				Boardwalk Westbound				College Northbound				Boardwalk Eastbound				Int. Total
	Right	Thru	Left	App. Total	Right	Thru	Left	App. Total	Right	Thru	Left	App. Total	Right	Thru	Left	App. Total	
12:00 PM	14	354	37	405	85	24	18	127	16	391	17	424	14	29	13	56	1012
12:15 PM	11	394	50	455	71	22	20	113	15	326	16	357	8	22	12	42	967
12:30 PM	12	410	48	470	78	21	16	115	15	407	32	454	11	26	20	57	1096
12:45 PM	9	418	47	474	69	33	19	121	13	383	14	410	13	37	17	67	1072
Total	46	1576	182	1804	303	100	73	476	59	1507	79	1645	46	114	62	222	4147
Grand Total	46	1576	182	1804	303	100	73	476	59	1507	79	1645	46	114	62	222	4147
Apprch %	2.5	87.4	10.1		63.7	21	15.3		3.6	91.6	4.8		20.7	51.4	27.9		
Total %	1.1	38	4.4	43.5	7.3	2.4	1.8	11.5	1.4	36.3	1.9	39.7	1.1	2.7	1.5	5.4	



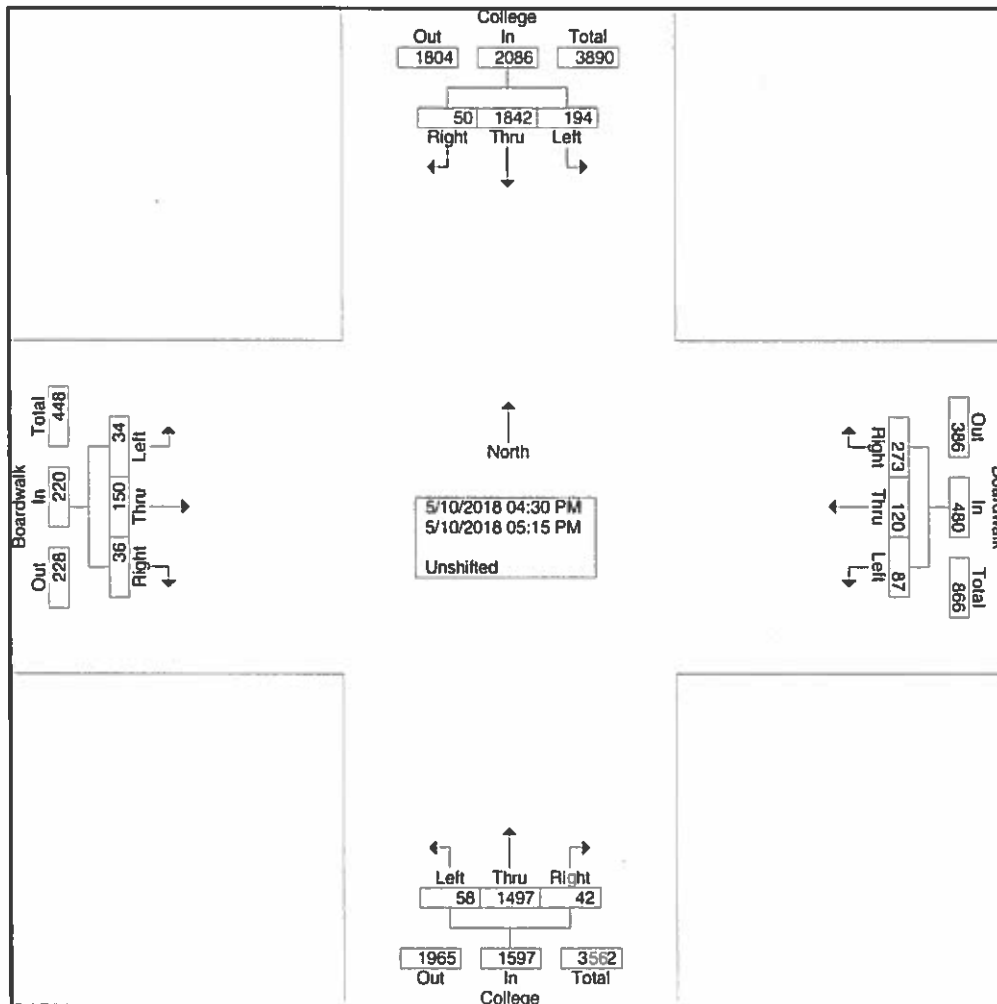
City of Fort Collins Traffic Operations
 626 Linden Street, PO Box 580
 Fort Collins, CO 80522-0580
Peak Hour Turning Movement Study

North/South Street: College
 East/West Street: Boardwalk
 Time: PM
 ICU Number: 55

File Name : College & Boardwalk 5-10-18
 Site Code : 0000055
 Start Date : 5/10/2018
 Page No : 1

Groups Printed- Unshifted

Start Time	College Southbound				Boardwalk Westbound				College Northbound				Boardwalk Eastbound				Int. Total
	Right	Thru	Left	App. Total	Right	Thru	Left	App. Total	Right	Thru	Left	App. Total	Right	Thru	Left	App. Total	
04:30 PM	8	443	34	485	58	23	37	118	14	349	19	382	7	38	10	55	1040
04:45 PM	14	452	44	510	59	33	12	104	15	376	15	406	6	14	7	27	1047
Total	22	895	78	995	117	56	49	222	29	725	34	788	13	52	17	82	2087
05:00 PM	9	447	60	516	78	29	18	125	5	380	11	396	14	43	10	67	1104
05:15 PM	19	500	56	575	78	35	20	133	8	392	13	413	9	55	7	71	1192
Grand Total	50	1842	194	2086	273	120	87	480	42	1497	58	1597	36	150	34	220	4383
Apprch %	2.4	88.3	9.3		56.9	25	18.1		2.6	93.7	3.6		16.4	68.2	15.5		
Total %	1.1	42	4.4	47.6	6.2	2.7	2	11	1	34.2	1.3	36.4	0.8	3.4	0.8	5	



City of Fort Collins Traffic Operations

626 Linden Street, PO Box 580

Fort Collins, CO 80522-0580

Peak Hour Turning Movement Study

North/South Street: College
 East/West Street: Boardwalk
 Time: PHF
 ICU Number: 55

File Name : College & Boardwalk 5-10-18
 Site Code : 00000055
 Start Date : 5/10/2018
 Page No : 1

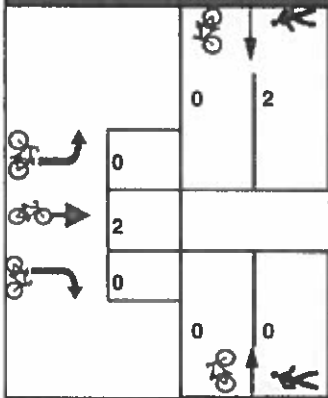
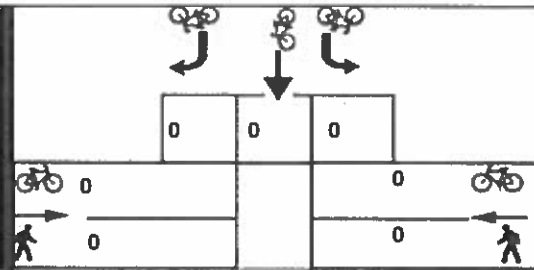
Start Time	College Southbound				Boardwalk Westbound				College Northbound				Boardwalk Eastbound				Int. Total
	Right	Thru	Left	App. Total	Right	Thru	Left	App. Total	Right	Thru	Left	App. Total	Right	Thru	Left	App. Total	
Peak Hour Analysis From 07:30 AM to 09:45 AM - Peak 1 of 1																	
Peak Hour for Entire Intersection Begins at 07:30 AM																	
07:30 AM	1	217	19	237	43	15	7	65	8	312	9	329	5	12	1	18	649
07:45 AM	2	228	40	270	65	16	6	87	10	366	9	385	5	19	1	25	767
08:00 AM	0	213	24	237	49	22	4	75	9	318	12	339	2	18	0	20	671
08:15 AM	2	245	32	279	61	23	4	88	8	275	6	289	2	19	2	23	679
Total Volume	5	903	115	1023	218	76	21	315	35	1271	36	1342	14	68	4	86	2766
% App. Total	0.5	88.3	11.2		69.2	24.1	6.7		2.6	94.7	2.7		16.3	79.1	4.7		
PHF	.625	.921	.719	.917	.838	.826	.750	.895	.875	.868	.750	.871	.700	.895	.500	.860	.902

Peak Hour Analysis From 10:00 AM to 01:45 PM - Peak 1 of 1																	
Peak Hour for Entire Intersection Begins at 12:00 PM																	
12:00 PM	14	354	37	405	85	24	18	127	18	391	17	424	14	29	13	56	1012
12:15 PM	11	394	50	455	71	22	20	113	15	326	16	357	8	22	12	42	967
12:30 PM	12	410	48	470	78	21	16	115	15	407	32	454	11	26	20	57	1096
12:45 PM	9	418	47	474	69	33	19	121	13	383	14	410	13	37	17	67	1072
Total Volume	46	1576	182	1804	303	100	73	476	59	1507	79	1645	46	114	62	222	4147
% App. Total	2.5	87.4	10.1		63.7	21	15.3		3.6	91.6	4.8		20.7	51.4	27.9		
PHF	.821	.943	.910	.951	.891	.758	.913	.937	.922	.926	.617	.906	.821	.770	.775	.828	.946

Peak Hour Analysis From 02:00 PM to 05:15 PM - Peak 1 of 1																	
Peak Hour for Entire Intersection Begins at 04:30 PM																	
04:30 PM	8	443	34	485	58	23	37	118	14	349	19	382	7	38	10	55	1040
04:45 PM	14	452	44	510	59	33	12	104	15	376	15	406	6	14	7	27	1047
05:00 PM	9	447	60	516	78	29	18	125	5	380	11	396	14	43	10	67	1104
05:15 PM	19	500	56	575	78	35	20	133	8	392	13	413	9	55	7	71	1192
Total Volume	50	1842	194	2086	273	120	87	480	42	1497	58	1597	36	150	34	220	4383
% App. Total	2.4	88.3	9.3		56.9	25	18.1		2.6	93.7	3.6		16.4	68.2	15.5		
PHF	.658	.921	.808	.907	.875	.857	.588	.902	.700	.955	.763	.967	.643	.682	.850	.775	.919

Record Numb
790

AM



Date Thursday, May 10, 2018
 N-S Street College
 E-W Street Boardwalk
 Time AM
 ICU 55
 Name SG

