

### City of Fort Collins Traffic Operations

626 Linden Street, PO Box 580  
Fort Collins, CO 80522-0580

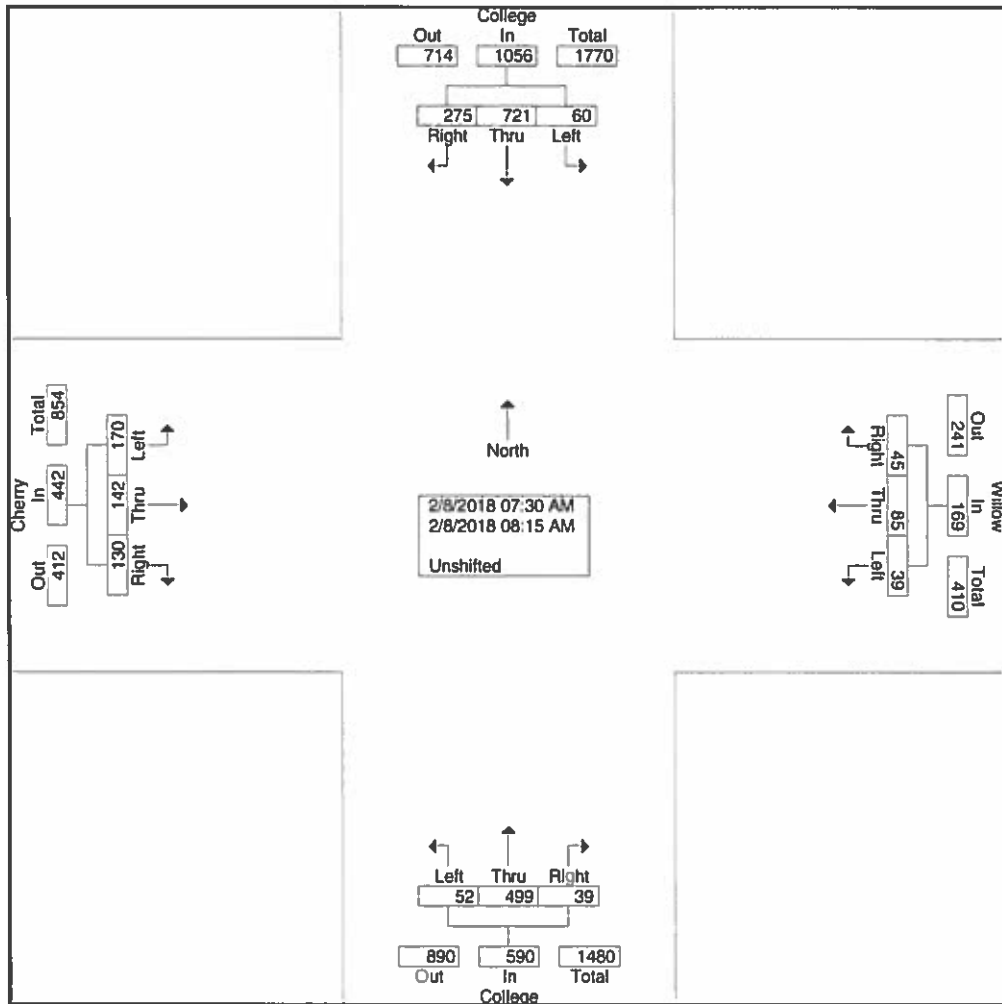
### Peak Hour Turning Movement Study

North/South Street: College  
East/West Street: Cherry/Willow  
Time: AM  
ICU Number: 40

File Name : College & Cherry-Willow 2-8-18  
Site Code : 0000040  
Start Date : 2/8/2018  
Page No : 1

#### Groups Printed- Unshifted

Start Time	College Southbound				Willow Westbound				College Northbound				Cherry Eastbound				Int. Total
	Right	Thru	Left	App. Total	Right	Thru	Left	App. Total	Right	Thru	Left	App. Total	Right	Thru	Left	App. Total	
07:30 AM	74	184	11	269	7	17	10	34	4	116	9	129	33	34	36	103	535
07:45 AM	83	188	19	290	18	26	8	52	11	139	14	164	51	40	70	161	667
<b>Total</b>	<b>157</b>	<b>372</b>	<b>30</b>	<b>559</b>	<b>25</b>	<b>43</b>	<b>18</b>	<b>86</b>	<b>15</b>	<b>255</b>	<b>23</b>	<b>293</b>	<b>84</b>	<b>74</b>	<b>106</b>	<b>264</b>	<b>1202</b>
08:00 AM	53	188	12	253	10	19	10	39	13	127	18	158	25	31	31	87	537
08:15 AM	65	161	18	244	10	23	11	44	11	117	11	139	21	37	33	91	518
<b>Grand Total</b>	<b>275</b>	<b>721</b>	<b>60</b>	<b>1056</b>	<b>45</b>	<b>85</b>	<b>39</b>	<b>169</b>	<b>39</b>	<b>499</b>	<b>52</b>	<b>590</b>	<b>130</b>	<b>142</b>	<b>170</b>	<b>442</b>	<b>2257</b>
Approch %	26	68.3	5.7		26.6	50.3	23.1		6.6	84.6	8.8		29.4	32.1	38.5		
Total %	12.2	31.9	2.7	46.8	2	3.8	1.7	7.5	1.7	22.1	2.3	26.1	5.8	6.3	7.5	19.6	



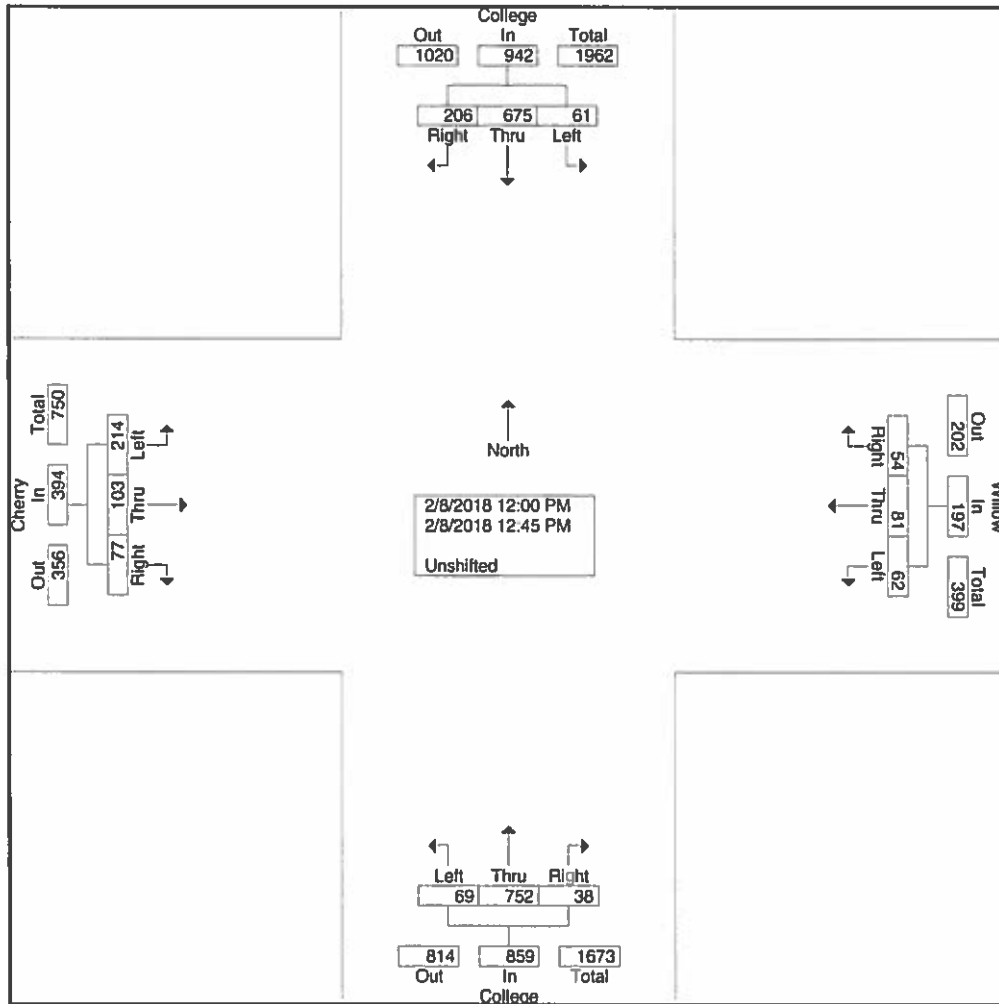
**City of Fort Collins Traffic Operations**  
 626 Linden Street, PO Box 580  
 Fort Collins, CO 80522-0580  
**Peak Hour Turning Movement Study**

North/South Street: College  
 East/West Street: Cherry/Willow  
 Time: NN  
 ICU Number: 40

File Name : College & Cherry-Willow 2-8-18  
 Site Code : 00000040  
 Start Date : 2/8/2018  
 Page No : 1

**Groups Printed- Unshifted**

Start Time	College Southbound				Willow Westbound				College Northbound				Cherry Eastbound				Int. Total
	Right	Thru	Left	App. Total	Right	Thru	Left	App. Total	Right	Thru	Left	App. Total	Right	Thru	Left	App. Total	
12:00 PM	53	185	18	256	17	21	16	54	7	185	17	209	18	20	60	98	617
12:15 PM	47	167	8	222	12	23	14	49	10	207	17	234	18	34	53	105	610
12:30 PM	45	148	14	207	13	20	17	50	10	181	17	208	20	25	49	94	559
12:45 PM	61	175	21	257	12	17	15	44	11	179	18	208	21	24	52	97	606
<b>Total</b>	<b>206</b>	<b>675</b>	<b>61</b>	<b>942</b>	<b>54</b>	<b>81</b>	<b>62</b>	<b>197</b>	<b>38</b>	<b>752</b>	<b>69</b>	<b>859</b>	<b>77</b>	<b>103</b>	<b>214</b>	<b>394</b>	<b>2392</b>
<b>Grand Total</b>	<b>206</b>	<b>675</b>	<b>61</b>	<b>942</b>	<b>54</b>	<b>81</b>	<b>62</b>	<b>197</b>	<b>38</b>	<b>752</b>	<b>69</b>	<b>859</b>	<b>77</b>	<b>103</b>	<b>214</b>	<b>394</b>	<b>2392</b>
Apprch %	21.9	71.7	6.5		27.4	41.1	31.5		4.4	87.5	8		19.5	26.1	54.3		
Total %	8.6	28.2	2.6	39.4	2.3	3.4	2.6	8.2	1.6	31.4	2.9	35.9	3.2	4.3	8.9	16.5	



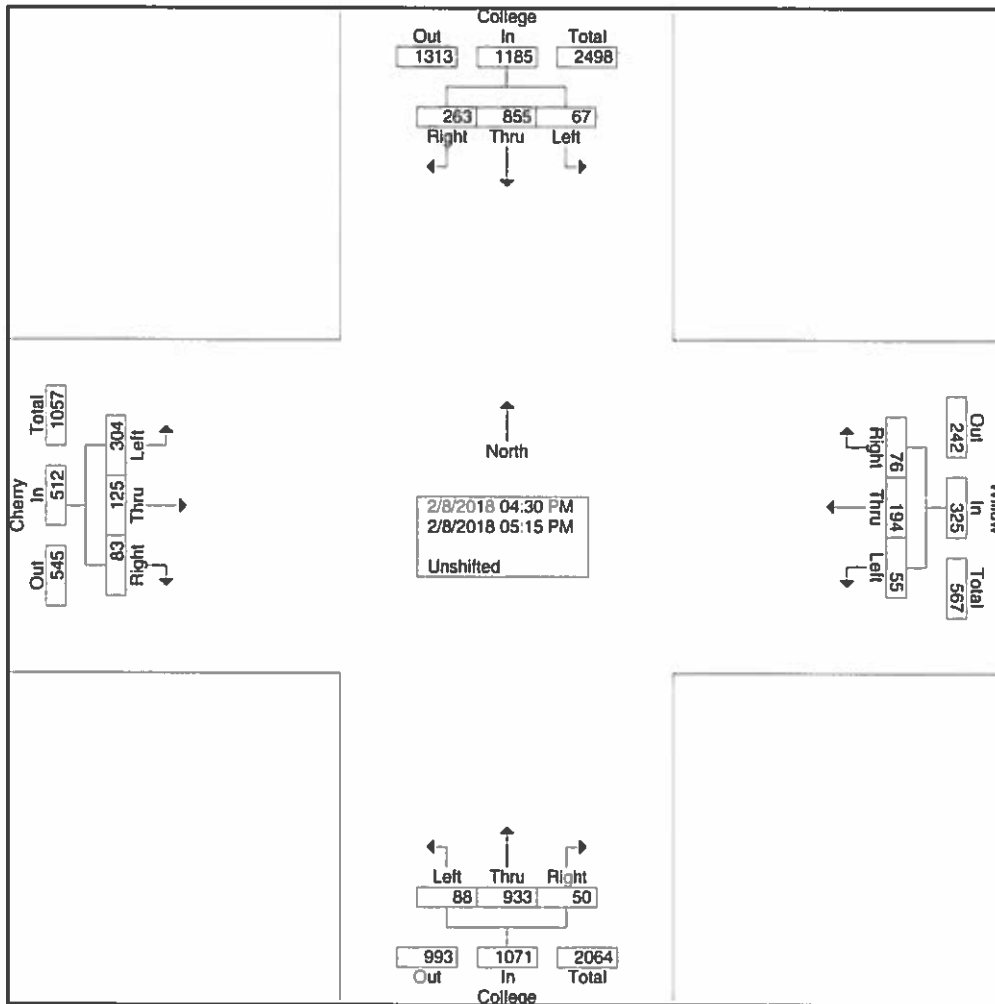
**City of Fort Collins Traffic Operations**  
 626 Linden Street, PO Box 580  
 Fort Collins, CO 80522-0580  
**Peak Hour Turning Movement Study**

North/South Street: College  
 East/West Street: Cherry/Willow  
 Time: PM  
 ICU Number: 40

File Name : College & Cherry-Willow 2-8-18  
 Site Code : 00000040  
 Start Date : 2/8/2018  
 Page No : 1

**Groups Printed- Unshifted**

Start Time	College Southbound				Willow Westbound				College Northbound				Cherry Eastbound				Int. Total
	Right	Thru	Left	App. Total	Right	Thru	Left	App. Total	Right	Thru	Left	App. Total	Right	Thru	Left	App. Total	
04:30 PM	62	190	21	273	17	42	15	74	5	206	22	233	17	22	77	116	696
04:45 PM	66	221	18	305	20	45	18	83	18	256	17	291	19	36	52	107	786
<b>Total</b>	<b>128</b>	<b>411</b>	<b>39</b>	<b>578</b>	<b>37</b>	<b>87</b>	<b>33</b>	<b>157</b>	<b>23</b>	<b>462</b>	<b>39</b>	<b>524</b>	<b>36</b>	<b>58</b>	<b>129</b>	<b>223</b>	<b>1482</b>
05:00 PM	68	231	14	313	14	68	17	99	17	228	24	269	28	38	98	164	845
05:15 PM	67	213	14	294	25	39	5	69	10	243	25	278	19	29	77	125	766
<b>Grand Total</b>	<b>263</b>	<b>855</b>	<b>67</b>	<b>1185</b>	<b>76</b>	<b>194</b>	<b>55</b>	<b>325</b>	<b>50</b>	<b>933</b>	<b>88</b>	<b>1071</b>	<b>83</b>	<b>125</b>	<b>304</b>	<b>512</b>	<b>3093</b>
Approch %	22.2	72.2	5.7		23.4	59.7	16.9		4.7	87.1	8.2		16.2	24.4	59.4		
Total %	8.5	27.6	2.2	38.3	2.5	6.3	1.8	10.5	1.6	30.2	2.8	34.6	2.7	4	9.8	16.6	



**City of Fort Collins Traffic Operations**  
 626 Linden Street, PO Box 580  
 Fort Collins, CO 80522-0580  
**Peak Hour Turning Movement Study**

North/South Street: College  
 East/West Street: Cherry/Willow  
 Time: PHF  
 ICU Number: 40

File Name : College & Cherry-Willow 2-8-18  
 Site Code : 00000040  
 Start Date : 2/8/2018  
 Page No : 1

Start Time	College Southbound				Willow Westbound				College Northbound				Cherry Eastbound				Int. Total
	Right	Thru	Left	App. Total	Right	Thru	Left	App. Total	Right	Thru	Left	App. Total	Right	Thru	Left	App. Total	
<b>Peak Hour Analysis From 07:30 AM to 09:45 AM - Peak 1 of 1</b>																	
<b>Peak Hour for Entire Intersection Begins at 07:30 AM</b>																	
07:30 AM	74	184	11	269	7	17	10	34	4	116	9	129	33	34	36	103	535
07:45 AM	83	188	19	290	18	26	8	52	11	139	14	164	51	40	70	161	667
08:00 AM	53	188	12	253	10	19	10	39	13	127	18	158	25	31	31	87	537
08:15 AM	65	161	18	244	10	23	11	44	11	117	11	139	21	37	33	91	518
<b>Total Volume</b>	275	721	60	1056	45	85	39	169	39	499	52	590	130	142	170	442	2257
<b>% App. Total</b>	26	68.3	5.7		26.6	50.3	23.1		6.6	84.6	8.8		29.4	32.1	38.5		
<b>PHF</b>	.828	.959	.789	.910	.625	.817	.886	.813	.750	.897	.722	.899	.637	.888	.607	.686	.846

<b>Peak Hour Analysis From 10:00 AM to 01:45 PM - Peak 1 of 1</b>																	
<b>Peak Hour for Entire Intersection Begins at 12:00 PM</b>																	
12:00 PM	53	185	18	256	17	21	16	54	7	185	17	209	18	20	60	98	617
12:15 PM	47	167	8	222	12	23	14	49	10	207	17	234	18	34	53	105	610
12:30 PM	45	148	14	207	13	20	17	50	10	181	17	208	20	25	49	94	559
12:45 PM	61	175	21	257	12	17	15	44	11	179	18	208	21	24	52	97	606
<b>Total Volume</b>	206	675	61	942	54	81	62	197	38	752	69	859	77	103	214	394	2392
<b>% App. Total</b>	21.9	71.7	6.5		27.4	41.1	31.5		4.4	87.5	8		19.5	26.1	54.3		
<b>PHF</b>	.844	.912	.726	.916	.794	.880	.912	.912	.864	.908	.958	.918	.917	.757	.892	.938	.969

<b>Peak Hour Analysis From 02:00 PM to 05:15 PM - Peak 1 of 1</b>																	
<b>Peak Hour for Entire Intersection Begins at 04:30 PM</b>																	
04:30 PM	62	190	21	273	17	42	15	74	5	206	22	233	17	22	77	116	696
04:45 PM	66	221	18	305	20	45	18	83	18	256	17	291	19	36	52	107	786
05:00 PM	68	231	14	313	14	68	17	99	17	228	24	269	28	38	98	164	845
05:15 PM	67	213	14	294	25	39	5	69	10	243	25	278	19	29	77	125	766
<b>Total Volume</b>	263	855	67	1185	76	194	55	325	50	933	88	1071	83	125	304	512	3093
<b>% App. Total</b>	22.2	72.2	5.7		23.4	59.7	16.9		4.7	87.1	8.2		16.2	24.4	59.4		
<b>PHF</b>	.967	.925	.798	.946	.760	.713	.764	.821	.694	.911	.880	.920	.741	.822	.776	.780	.915

