

# City of Fort Collins Traffic Operations

626 Linden Street, PO Box 580

Fort Collins, CO 80522-0580

## Peak Hour Turning Movement Study

North/South Street: Boardwalk

East/West Street: Harmony

Time: AM

ICU Number: 99

File Name : Boardwalk & Harmony 11-28-17

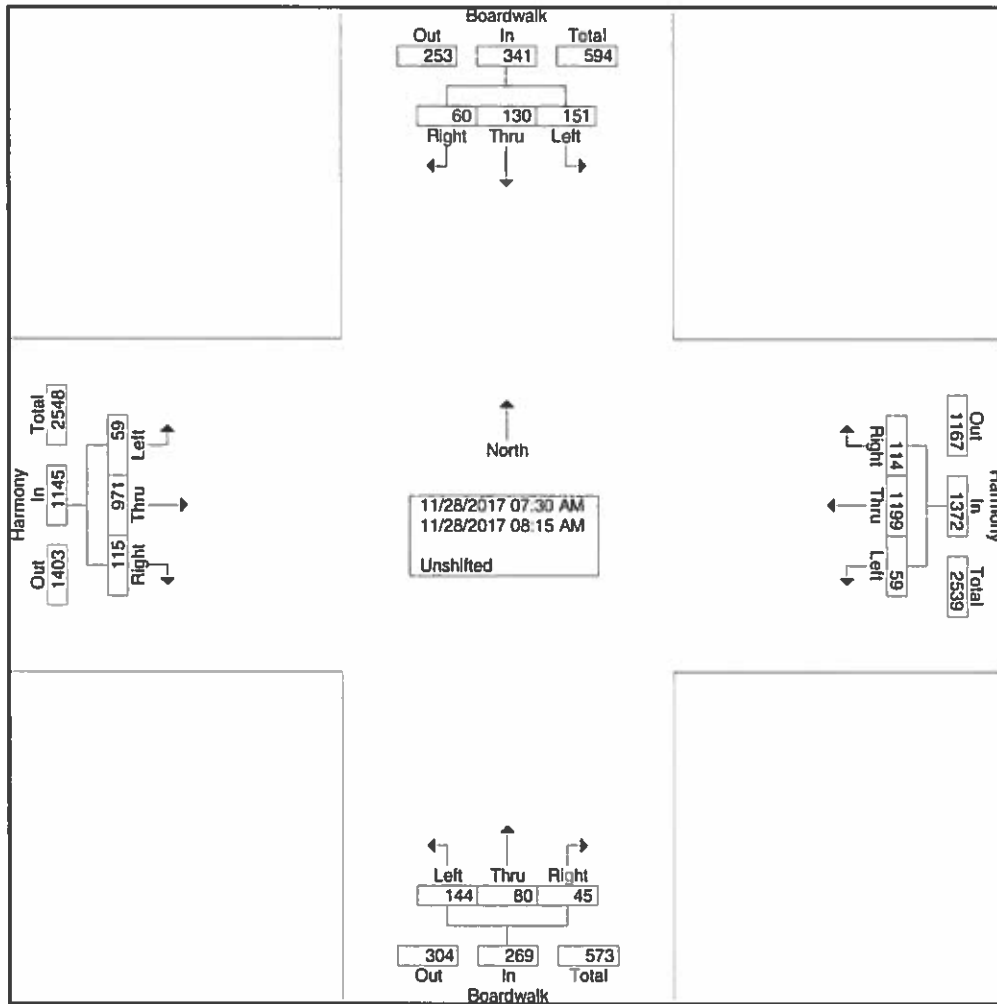
Site Code : 00000099

Start Date : 11/28/2017

Page No : 1

### Groups Printed- Unshifted

Start Time	Boardwalk Southbound				Harmony Westbound				Boardwalk Northbound				Harmony Eastbound				Int. Total
	Right	Thru	Left	App. Total	Right	Thru	Left	App. Total	Right	Thru	Left	App. Total	Right	Thru	Left	App. Total	
07:30 AM	11	28	27	66	32	333	10	375	9	16	33	58	32	272	11	315	814
07:45 AM	26	37	47	110	23	297	15	335	13	30	44	87	23	263	15	301	833
<b>Total</b>	<b>37</b>	<b>65</b>	<b>74</b>	<b>176</b>	<b>55</b>	<b>630</b>	<b>25</b>	<b>710</b>	<b>22</b>	<b>46</b>	<b>77</b>	<b>145</b>	<b>55</b>	<b>535</b>	<b>26</b>	<b>616</b>	<b>1647</b>
08:00 AM	13	33	36	82	29	274	17	320	12	17	35	64	29	232	17	278	744
08:15 AM	10	32	41	83	30	295	17	342	11	17	32	60	31	204	16	251	736
<b>Grand Total</b>	<b>60</b>	<b>130</b>	<b>151</b>	<b>341</b>	<b>114</b>	<b>1199</b>	<b>59</b>	<b>1372</b>	<b>45</b>	<b>80</b>	<b>144</b>	<b>269</b>	<b>115</b>	<b>971</b>	<b>59</b>	<b>1145</b>	<b>3127</b>
Apprch %	17.6	38.1	44.3		8.3	87.4	4.3		16.7	29.7	53.5		10	84.8	5.2		
Total %	1.9	4.2	4.8	10.9	3.6	38.3	1.9	43.9	1.4	2.6	4.6	8.6	3.7	31.1	1.9	36.6	



# City of Fort Collins Traffic Operations

626 Linden Street, PO Box 580

Fort Collins, CO 80522-0580

## Peak Hour Turning Movement Study

North/South Street: Boardwalk

East/West Street: Harmony

Time: NN

ICU Number: 99

File Name : Boardwalk & Harmony 11-28-17

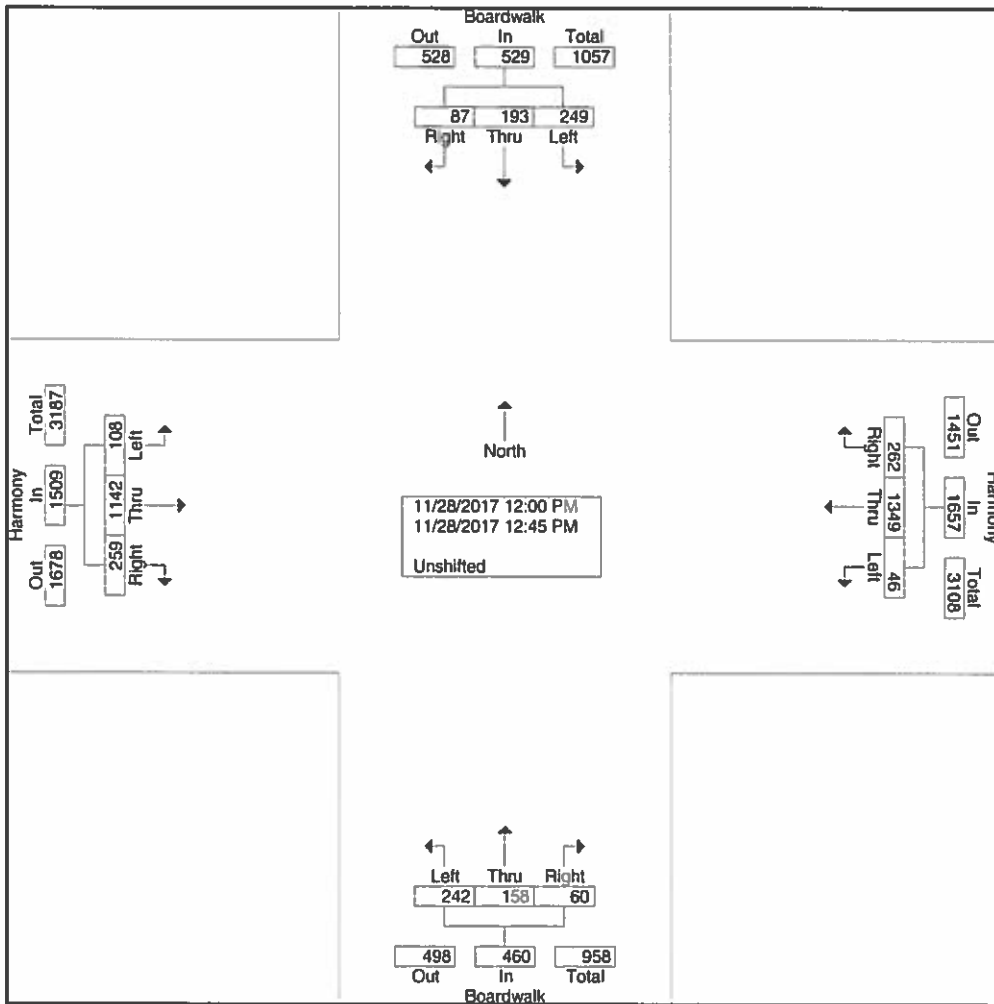
Site Code : 00000099

Start Date : 11/28/2017

Page No : 1

### Groups Printed- Unshifted

Start Time	Boardwalk Southbound				Harmony Westbound				Boardwalk Northbound				Harmony Eastbound				Int. Total
	Right	Thru	Left	App. Total	Right	Thru	Left	App. Total	Right	Thru	Left	App. Total	Right	Thru	Left	App. Total	
12:00 PM	17	44	58	119	63	312	9	384	17	41	61	119	62	283	27	372	994
12:15 PM	30	43	60	133	62	336	11	409	13	33	61	107	61	264	32	357	1006
12:30 PM	19	62	64	145	65	350	11	426	13	52	66	131	66	248	23	337	1039
12:45 PM	21	44	67	132	72	351	15	438	17	32	54	103	70	347	26	443	1116
<b>Total</b>	<b>87</b>	<b>193</b>	<b>249</b>	<b>529</b>	<b>262</b>	<b>1349</b>	<b>46</b>	<b>1657</b>	<b>60</b>	<b>158</b>	<b>242</b>	<b>460</b>	<b>259</b>	<b>1142</b>	<b>108</b>	<b>1509</b>	<b>4155</b>
<b>Grand Total</b>	<b>87</b>	<b>193</b>	<b>249</b>	<b>529</b>	<b>262</b>	<b>1349</b>	<b>46</b>	<b>1657</b>	<b>60</b>	<b>158</b>	<b>242</b>	<b>460</b>	<b>259</b>	<b>1142</b>	<b>108</b>	<b>1509</b>	<b>4155</b>
Approch %	16.4	36.5	47.1		15.8	81.4	2.8		13	34.3	52.6		17.2	75.7	7.2		
Total %	2.1	4.6	6	12.7	6.3	32.5	1.1	39.9	1.4	3.8	5.8	11.1	6.2	27.5	2.6	36.3	



# City of Fort Collins Traffic Operations

626 Linden Street, PO Box 580

Fort Collins, CO 80522-0580

## Peak Hour Turning Movement Study

North/South Street: Boardwalk

East/West Street: Harmony

Time: PM

ICU Number: 99

File Name : Boardwalk & Harmony 11-28-17

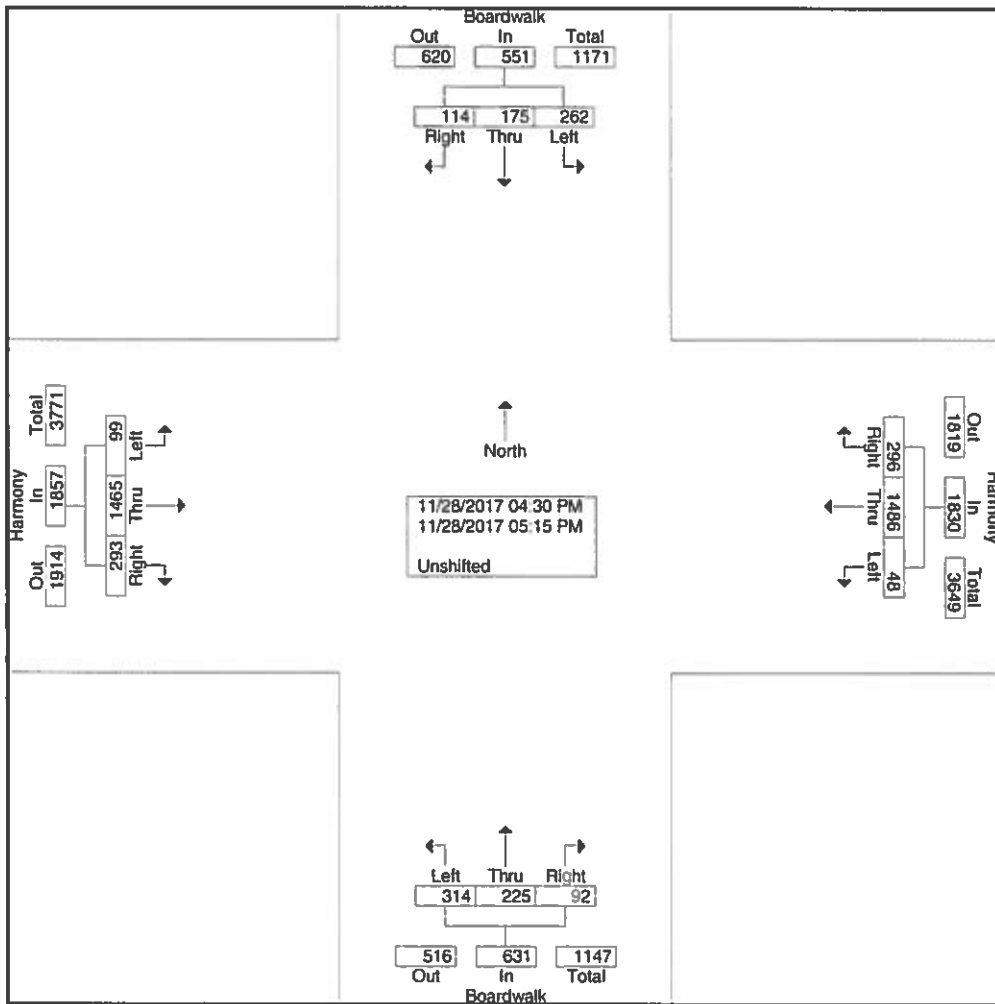
Site Code : 00000099

Start Date : 11/28/2017

Page No : 1

### Groups Printed- Unshifted

Start Time	Boardwalk Southbound				Harmony Westbound				Boardwalk Northbound				Harmony Eastbound				Int. Total
	Right	Thru	Left	App. Total	Right	Thru	Left	App. Total	Right	Thru	Left	App. Total	Right	Thru	Left	App. Total	
04:30 PM	25	44	73	142	64	321	11	396	24	61	90	175	65	318	31	414	1127
04:45 PM	31	39	49	119	64	397	9	470	22	53	63	138	62	388	12	462	1189
<b>Total</b>	<b>56</b>	<b>83</b>	<b>122</b>	<b>261</b>	<b>128</b>	<b>718</b>	<b>20</b>	<b>866</b>	<b>46</b>	<b>114</b>	<b>153</b>	<b>313</b>	<b>127</b>	<b>706</b>	<b>43</b>	<b>876</b>	<b>2316</b>
05:00 PM	31	51	70	152	80	389	14	483	29	66	90	185	80	358	36	474	1294
05:15 PM	27	41	70	138	88	379	14	481	17	45	71	133	86	401	20	507	1259
<b>Grand Total</b>	<b>114</b>	<b>175</b>	<b>262</b>	<b>551</b>	<b>296</b>	<b>1486</b>	<b>48</b>	<b>1830</b>	<b>92</b>	<b>225</b>	<b>314</b>	<b>631</b>	<b>293</b>	<b>1465</b>	<b>99</b>	<b>1857</b>	<b>4869</b>
Apprch %	20.7	31.8	47.5		16.2	81.2	2.6		14.6	35.7	49.8		15.8	78.9	5.3		
Total %	2.3	3.6	5.4	11.3	6.1	30.5	1	37.6	1.9	4.6	6.4	13	6	30.1	2	38.1	



### City of Fort Collins Traffic Operations

626 Linden Street, PO Box 580

Fort Collins, CO 80522-0580

### Peak Hour Turning Movement Study

North/South Street: Boardwalk

East/West Street: Harmony

Time: PHF

ICU Number: 99

File Name : Boardwalk & Harmony 11-28-17

Site Code : 00000099

Start Date : 11/28/2017

Page No : 1

Start Time	Boardwalk Southbound				Harmony Westbound				Boardwalk Northbound				Harmony Eastbound				Int. Total
	Right	Thru	Left	App. Total	Right	Thru	Left	App. Total	Right	Thru	Left	App. Total	Right	Thru	Left	App. Total	
Peak Hour Analysis From 07:30 AM to 09:45 AM - Peak 1 of 1																	
Peak Hour for Entire Intersection Begins at 07:30 AM																	
07:30 AM	11	28	27	66	32	333	10	375	9	16	33	58	32	272	11	315	814
07:45 AM	28	37	47	110	23	297	15	335	13	30	44	87	23	263	15	301	833
08:00 AM	13	33	36	82	29	274	17	320	12	17	35	64	29	232	17	278	744
08:15 AM	10	32	41	83	30	295	17	342	11	17	32	60	31	204	16	251	736
Total Volume	60	130	151	341	114	1199	59	1372	45	80	144	269	115	971	59	1145	3127
% App. Total	17.6	38.1	44.3		8.3	87.4	4.3		16.7	29.7	53.5		10	84.8	5.2		
PHF	.577	.878	.803	.775	.891	.900	.868	.915	.865	.667	.818	.773	.898	.892	.868	.909	.938

Peak Hour Analysis From 10:00 AM to 01:45 PM - Peak 1 of 1																	
Peak Hour for Entire Intersection Begins at 12:00 PM																	
12:00 PM	17	44	58	119	63	312	9	384	17	41	61	119	62	283	27	372	994
12:15 PM	30	43	60	133	62	336	11	409	13	33	61	107	61	264	32	357	1006
12:30 PM	19	62	64	145	65	350	11	426	13	52	68	131	66	248	23	337	1039
12:45 PM	21	44	67	132	72	351	15	438	17	32	54	103	70	347	26	443	1116
Total Volume	87	193	249	529	262	1349	46	1657	60	158	242	460	259	1142	108	1509	4155
% App. Total	16.4	36.5	47.1		15.8	81.4	2.8		13	34.3	52.6		17.2	75.7	7.2		
PHF	.725	.778	.929	.912	.910	.961	.767	.946	.882	.760	.917	.878	.925	.823	.844	.852	.931

Peak Hour Analysis From 02:00 PM to 05:15 PM - Peak 1 of 1																	
Peak Hour for Entire Intersection Begins at 04:30 PM																	
04:30 PM	25	44	73	142	64	321	11	396	24	61	90	175	65	318	31	414	1127
04:45 PM	31	39	49	119	64	397	9	470	22	53	63	138	62	388	12	462	1189
05:00 PM	31	51	70	152	80	389	14	483	29	66	90	185	80	358	36	474	1294
05:15 PM	27	41	70	138	88	379	14	481	17	45	71	133	86	401	20	507	1259
Total Volume	114	175	262	551	296	1486	48	1830	92	225	314	631	293	1465	99	1857	4869
% App. Total	20.7	31.8	47.5		16.2	81.2	2.6		14.6	35.7	49.8		15.8	78.9	5.3		
PHF	.919	.858	.897	.906	.841	.936	.857	.947	.793	.852	.872	.853	.852	.913	.688	.916	.941

