

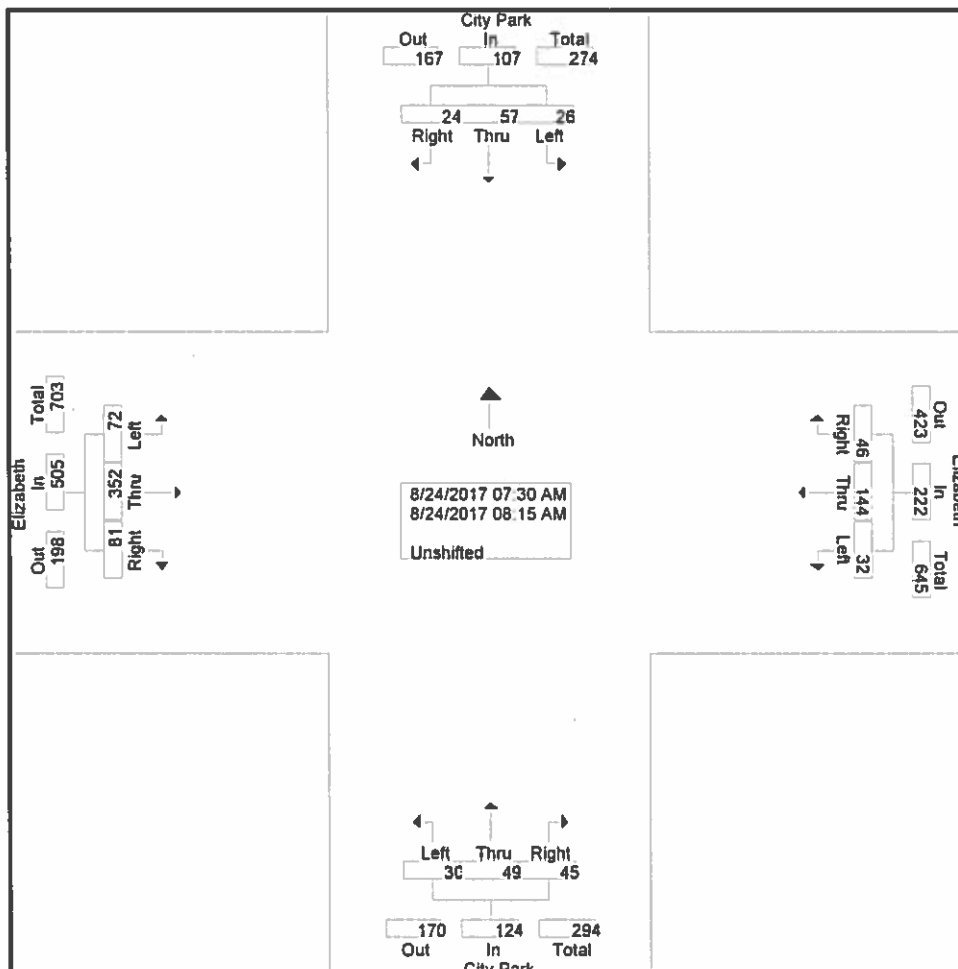
**City of Fort Collins Traffic Operations**  
 626 Linden Street, PO Box 580  
 Fort Collins, CO 80522-0580  
**Peak Hour Turning Movement Study**

North/South Street: City Park  
 East/West Street: Elizabeth  
 Time: AM  
 ICU Number: 114

File Name : City Park & Elizabeth 8-24-17  
 Site Code : 00000114  
 Start Date : 8/24/2017  
 Page No : 1

**Groups Printed- Unshifted**

Start Time	City Park Southbound				Elizabeth Westbound				City Park Northbound				Elizabeth Eastbound				Int Total
	Right	Thru	Left	App Total	Right	Thru	Left	App Total	Right	Thru	Left	App Total	Right	Thru	Left	App Total	
07:30 AM	6	15	8	29	12	25	10	47	11	7	5	23	28	99	22	149	248
07:45 AM	6	17	8	31	10	43	7	60	13	19	8	40	16	99	21	136	267
<b>Total</b>	<b>12</b>	<b>32</b>	<b>16</b>	<b>60</b>	<b>22</b>	<b>68</b>	<b>17</b>	<b>107</b>	<b>24</b>	<b>26</b>	<b>13</b>	<b>63</b>	<b>44</b>	<b>198</b>	<b>43</b>	<b>285</b>	<b>515</b>
08:00 AM	7	10	4	21	10	36	4	50	10	13	9	32	15	64	15	94	197
08:15 AM	5	15	6	26	14	40	11	65	11	10	8	29	22	90	14	126	246
<b>Grand Total</b>	<b>24</b>	<b>57</b>	<b>26</b>	<b>107</b>	<b>46</b>	<b>144</b>	<b>32</b>	<b>222</b>	<b>45</b>	<b>49</b>	<b>30</b>	<b>124</b>	<b>81</b>	<b>352</b>	<b>72</b>	<b>505</b>	<b>958</b>
Apprch %	22.4	53.3	24.3		20.7	64.9	14.4		36.3	39.5	24.2		16	69.7	14.3		
<b>Total %</b>	<b>2.5</b>	<b>5.9</b>	<b>2.7</b>	<b>11.2</b>	<b>4.8</b>	<b>15</b>	<b>3.3</b>	<b>23.2</b>	<b>4.7</b>	<b>5.1</b>	<b>3.1</b>	<b>12.9</b>	<b>8.5</b>	<b>36.7</b>	<b>7.5</b>	<b>52.7</b>	



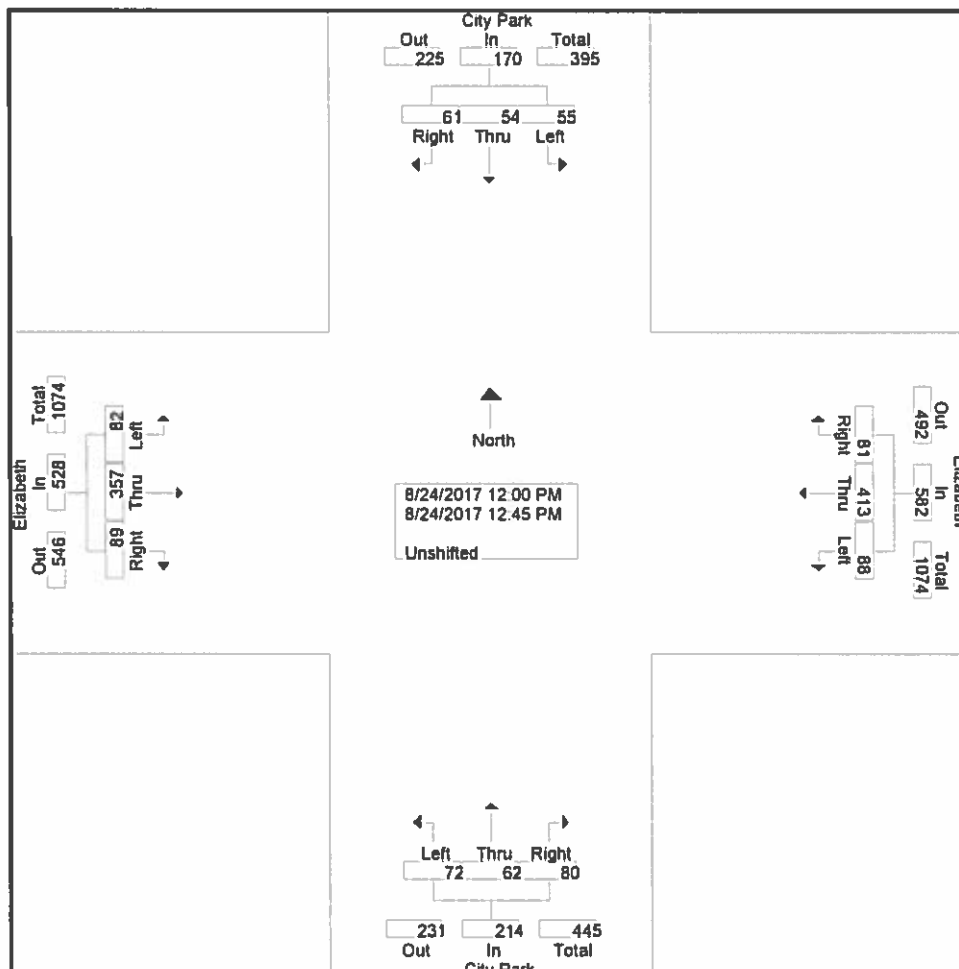
**City of Fort Collins Traffic Operations**  
 626 Linden Street, PO Box 580  
 Fort Collins, CO 80522-0580  
**Peak Hour Turning Movement Study**

North/South Street: City Park  
 East/West Street: Elizabeth  
 Time: NN  
 ICU Number: 114

File Name : City Park & Elizabeth 8-24-17  
 Site Code : 00000114  
 Start Date : 8/24/2017  
 Page No : 1

**Groups Printed- Unshifted**

Start Time	City Park Southbound				Elizabeth Westbound				City Park Northbound				Elizabeth Eastbound				Int Total
	Right	Thru	Left	App Total	Right	Thru	Left	App Total	Right	Thru	Left	App Total	Right	Thru	Left	App Total	
12:00 PM	16	8	18	42	25	112	18	155	19	18	16	53	28	114	21	163	413
12:15 PM	24	11	18	53	23	119	16	158	23	17	20	60	24	97	20	141	412
12:30 PM	12	19	9	40	16	94	25	135	14	17	11	42	17	62	20	99	316
12:45 PM	9	16	10	35	17	88	29	134	24	10	25	59	20	84	21	125	353
<b>Total</b>	<b>61</b>	<b>54</b>	<b>55</b>	<b>170</b>	<b>81</b>	<b>413</b>	<b>88</b>	<b>582</b>	<b>80</b>	<b>62</b>	<b>72</b>	<b>214</b>	<b>89</b>	<b>357</b>	<b>82</b>	<b>528</b>	<b>1494</b>
<b>Grand Total</b>	<b>61</b>	<b>54</b>	<b>55</b>	<b>170</b>	<b>81</b>	<b>413</b>	<b>88</b>	<b>582</b>	<b>80</b>	<b>62</b>	<b>72</b>	<b>214</b>	<b>89</b>	<b>357</b>	<b>82</b>	<b>528</b>	<b>1494</b>
<b>Apprch %</b>	<b>35.9</b>	<b>31.8</b>	<b>32.4</b>		<b>13.9</b>	<b>71</b>	<b>15.1</b>		<b>37.4</b>	<b>29</b>	<b>33.6</b>		<b>16.9</b>	<b>67.6</b>	<b>15.5</b>		
<b>Total %</b>	<b>4.1</b>	<b>3.6</b>	<b>3.7</b>	<b>11.4</b>	<b>5.4</b>	<b>27.6</b>	<b>5.9</b>	<b>39</b>	<b>5.4</b>	<b>4.1</b>	<b>4.8</b>	<b>14.3</b>	<b>6</b>	<b>23.9</b>	<b>5.5</b>	<b>35.3</b>	



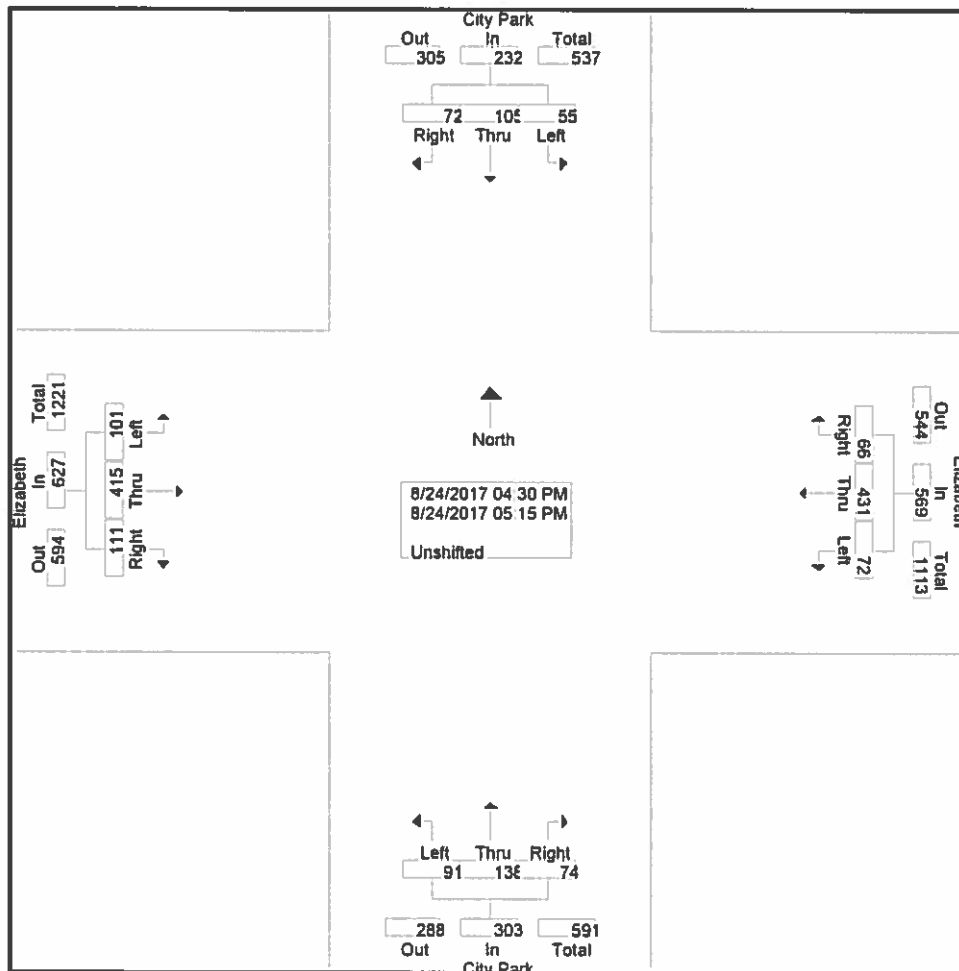
**City of Fort Collins Traffic Operations**  
 626 Linden Street, PO Box 580  
 Fort Collins, CO 80522-0580  
**Peak Hour Turning Movement Study**

North/South Street: City Park  
 East/West Street: Elizabeth  
 Time: PM  
 ICU Number: 114

File Name : City Park & Elizabeth 8-24-17  
 Site Code : 00000114  
 Start Date : 8/24/2017  
 Page No : 1

**Groups Printed- Unshifted**

Start Time	City Park Southbound				Elizabeth Westbound				City Park Northbound				Elizabeth Eastbound				Int Total
	Right	Thru	Left	App Total	Right	Thru	Left	App Total	Right	Thru	Left	App Total	Right	Thru	Left	App Total	
04:30 PM	18	13	11	42	18	84	15	117	16	30	21	67	28	124	24	176	402
04:45 PM	14	22	17	53	14	118	19	151	20	33	21	74	37	101	23	161	439
<b>Total</b>	<b>32</b>	<b>35</b>	<b>28</b>	<b>95</b>	<b>32</b>	<b>202</b>	<b>34</b>	<b>268</b>	<b>36</b>	<b>63</b>	<b>42</b>	<b>141</b>	<b>65</b>	<b>225</b>	<b>47</b>	<b>337</b>	<b>841</b>
05:00 PM	19	38	14	71	18	111	20	149	22	40	28	90	17	94	29	140	450
05:15 PM	21	32	13	66	16	118	18	152	16	35	21	72	29	96	25	150	440
<b>Grand Total</b>	<b>72</b>	<b>105</b>	<b>55</b>	<b>232</b>	<b>66</b>	<b>431</b>	<b>72</b>	<b>569</b>	<b>74</b>	<b>138</b>	<b>91</b>	<b>303</b>	<b>111</b>	<b>415</b>	<b>101</b>	<b>627</b>	<b>1731</b>
Apprch %	31	45.3	23.7		11.6	75.7	12.7		24.4	45.5	30		17.7	66.2	16.1		
<b>Total %</b>	<b>4.2</b>	<b>6.1</b>	<b>3.2</b>	<b>13.4</b>	<b>3.8</b>	<b>24.9</b>	<b>4.2</b>	<b>32.9</b>	<b>4.3</b>	<b>8</b>	<b>5.3</b>	<b>17.5</b>	<b>6.4</b>	<b>24</b>	<b>5.8</b>	<b>36.2</b>	



**City of Fort Collins Traffic Operations**  
 626 Linden Street, PO Box 580  
 Fort Collins, CO 80522-0580  
**Peak Hour Turning Movement Study**

North/South Street: City Park  
 East/West Street: Elizabeth  
 Time: PHF  
 ICU Number: 114

File Name : City Park & Elizabeth 8-24-17  
 Site Code : 00000114  
 Start Date : 8/24/2017  
 Page No : 1

Start Time	City Park Southbound				Elizabeth Westbound				City Park Northbound				Elizabeth Eastbound				Int Total
	Right	Thru	Left	App Total	Right	Thru	Left	App Total	Right	Thru	Left	App Total	Right	Thru	Left	App Total	
<b>Peak Hour Analysis From 07:30 AM to 09:45 AM - Peak 1 of 1</b>																	
<b>Peak Hour for Entire Intersection Begins at 07:30 AM</b>																	
07:30 AM	6	15	8	29	12	25	10	47	11	7	5	23	28	99	22	149	248
07:45 AM	6	17	8	31	10	43	7	60	13	19	8	40	16	99	21	136	267
08:00 AM	7	10	4	21	10	36	4	50	10	13	9	32	15	64	15	94	197
08:15 AM	5	15	6	26	14	40	11	65	11	10	8	29	22	90	14	126	246
<b>Total Volume</b>	<b>24</b>	<b>57</b>	<b>26</b>	<b>107</b>	<b>46</b>	<b>144</b>	<b>32</b>	<b>222</b>	<b>45</b>	<b>49</b>	<b>30</b>	<b>124</b>	<b>81</b>	<b>352</b>	<b>72</b>	<b>505</b>	<b>958</b>
<b>% App Total</b>	<b>22.4</b>	<b>53.3</b>	<b>24.3</b>		<b>20.7</b>	<b>64.9</b>	<b>14.4</b>		<b>36.3</b>	<b>39.5</b>	<b>24.2</b>		<b>16</b>	<b>69.7</b>	<b>14.3</b>		
<b>PHF</b>	<b>.857</b>	<b>.838</b>	<b>.813</b>	<b>.863</b>	<b>.821</b>	<b>.837</b>	<b>.727</b>	<b>.854</b>	<b>.865</b>	<b>.645</b>	<b>.833</b>	<b>.775</b>	<b>.723</b>	<b>.889</b>	<b>.818</b>	<b>.847</b>	<b>.897</b>
<b>Peak Hour Analysis From 10:00 AM to 01:45 PM - Peak 1 of 1</b>																	
<b>Peak Hour for Entire Intersection Begins at 12:00 PM</b>																	
12:00 PM	16	8	18	42	25	112	18	155	19	18	16	53	28	114	21	163	413
12:15 PM	24	11	18	53	23	119	16	158	23	17	20	60	24	97	20	141	412
12:30 PM	12	19	9	40	16	94	25	135	14	17	11	42	17	62	20	99	316
12:45 PM	9	16	10	35	17	88	29	134	24	10	25	59	20	84	21	125	353
<b>Total Volume</b>	<b>61</b>	<b>54</b>	<b>55</b>	<b>170</b>	<b>81</b>	<b>413</b>	<b>88</b>	<b>582</b>	<b>80</b>	<b>62</b>	<b>72</b>	<b>214</b>	<b>89</b>	<b>357</b>	<b>82</b>	<b>528</b>	<b>1494</b>
<b>% App Total</b>	<b>35.9</b>	<b>31.8</b>	<b>32.4</b>		<b>13.9</b>	<b>71</b>	<b>15.1</b>		<b>37.4</b>	<b>29</b>	<b>33.6</b>		<b>16.9</b>	<b>67.6</b>	<b>15.5</b>		
<b>PHF</b>	<b>.635</b>	<b>.711</b>	<b>.764</b>	<b>.802</b>	<b>.810</b>	<b>.868</b>	<b>.759</b>	<b>.921</b>	<b>.833</b>	<b>.861</b>	<b>.720</b>	<b>.892</b>	<b>.795</b>	<b>.783</b>	<b>.976</b>	<b>.810</b>	<b>.904</b>
<b>Peak Hour Analysis From 02:00 PM to 05:15 PM - Peak 1 of 1</b>																	
<b>Peak Hour for Entire Intersection Begins at 04:30 PM</b>																	
04:30 PM	18	13	11	42	18	84	15	117	16	30	21	67	28	124	24	176	402
04:45 PM	14	22	17	53	14	118	19	151	20	33	21	74	37	101	23	161	439
05:00 PM	19	38	14	71	18	111	20	149	22	40	28	90	17	94	29	140	450
05:15 PM	21	32	13	66	16	118	18	152	16	35	21	72	29	96	25	150	440
<b>Total Volume</b>	<b>72</b>	<b>105</b>	<b>55</b>	<b>232</b>	<b>66</b>	<b>431</b>	<b>72</b>	<b>569</b>	<b>74</b>	<b>138</b>	<b>91</b>	<b>303</b>	<b>111</b>	<b>415</b>	<b>101</b>	<b>627</b>	<b>1731</b>
<b>% App Total</b>	<b>31</b>	<b>45.3</b>	<b>23.7</b>		<b>11.6</b>	<b>75.7</b>	<b>12.7</b>		<b>24.4</b>	<b>45.5</b>	<b>30</b>		<b>17.7</b>	<b>66.2</b>	<b>16.1</b>		
<b>PHF</b>	<b>.857</b>	<b>.691</b>	<b>.809</b>	<b>.817</b>	<b>.917</b>	<b>.913</b>	<b>.900</b>	<b>.936</b>	<b>.841</b>	<b>.863</b>	<b>.813</b>	<b>.842</b>	<b>.750</b>	<b>.837</b>	<b>.871</b>	<b>.891</b>	<b>.962</b>

