

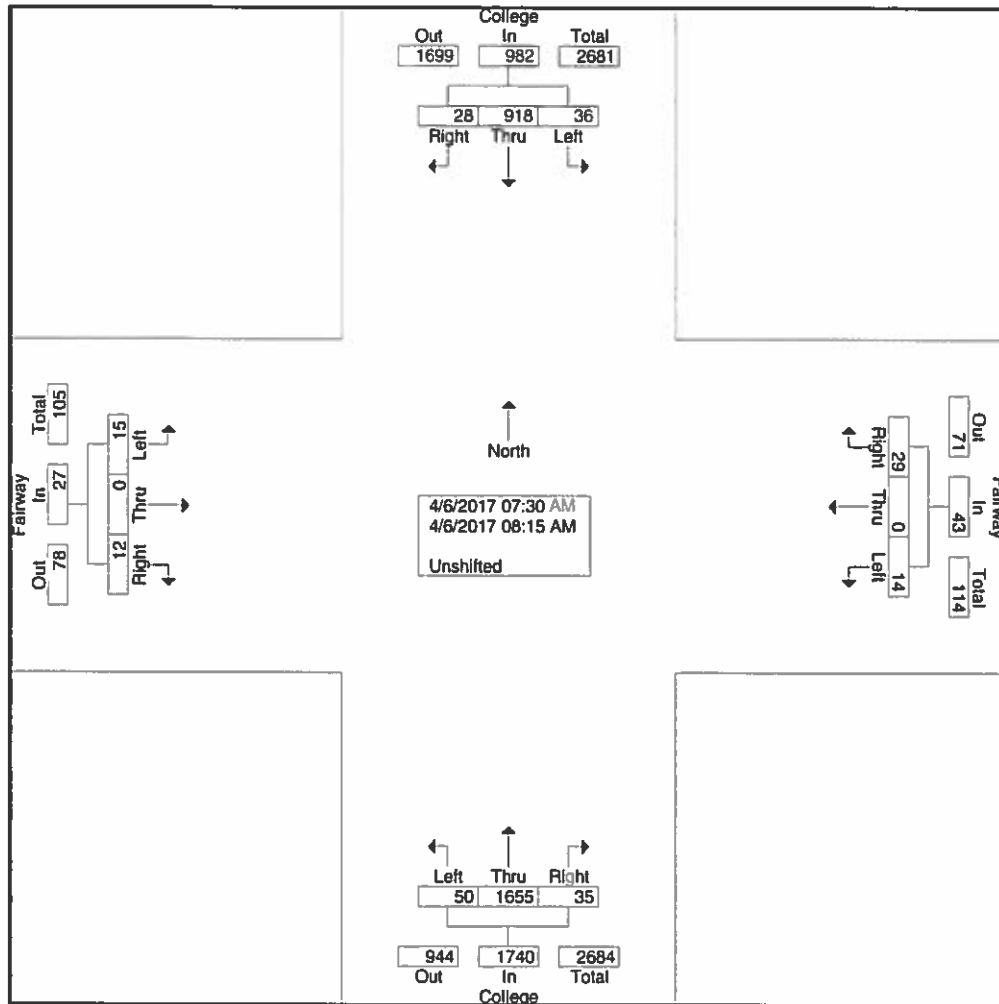
City of Fort Collins Traffic Operations
 626 Linden Street, PO Box 580
 Fort Collins, CO 80522-0580
Peak Hour Turning Movement Study

North/South Street: College
 East/West Street: Fairway
 Time: AM
 ICU Number: 186

File Name : College & Fairway 4-6-17
 Site Code : 00000186
 Start Date : 4/6/2017
 Page No : 1

Groups Printed- Unshifted

Start Time	College Southbound				Fairway Westbound				College Northbound				Fairway Eastbound				Int. Total
	Right	Thru	Left	App. Total	Right	Thru	Left	App. Total	Right	Thru	Left	App. Total	Right	Thru	Left	App. Total	
07:30 AM	5	213	6	224	13	0	2	15	5	448	18	471	2	0	2	4	714
07:45 AM	6	230	11	247	8	0	3	11	13	436	8	457	4	0	3	7	722
Total	11	443	17	471	21	0	5	26	18	884	26	928	6	0	5	11	1436
08:00 AM	11	238	13	262	6	0	5	11	12	388	10	410	5	0	3	8	691
08:15 AM	6	237	6	249	2	0	4	6	5	383	14	402	1	0	7	8	665
Grand Total	28	918	36	982	29	0	14	43	35	1655	50	1740	12	0	15	27	2792
Apprch %	2.9	93.5	3.7		67.4	0	32.6		2	95.1	2.9		44.4	0	55.6		
Total %	1	32.9	1.3	35.2	1	0	0.5	1.5	1.3	59.3	1.8	62.3	0.4	0	0.5	1	



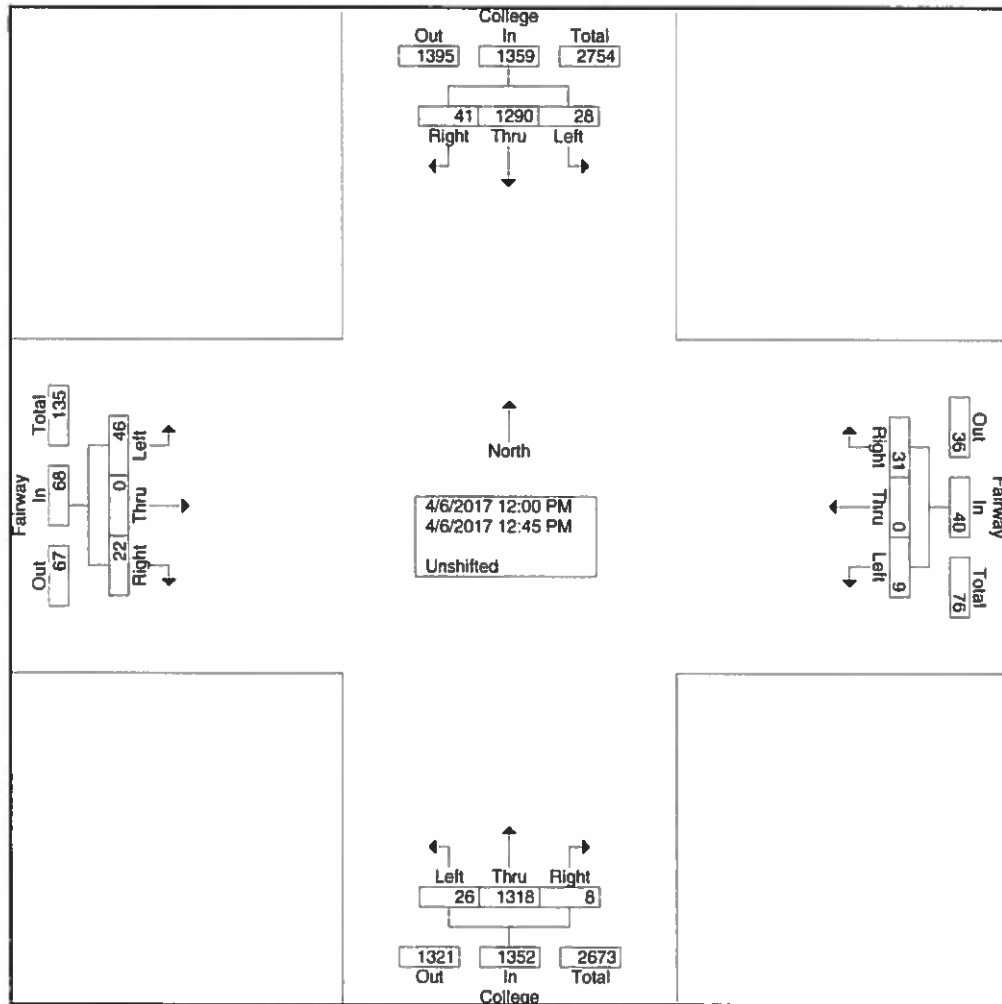
City of Fort Collins Traffic Operations
 626 Linden Street, PO Box 580
 Fort Collins, CO 80522-0580
Peak Hour Turning Movement Study

North/South Street: College
 East/West Street: Fairway
 Time: NN
 ICU Number: 186

File Name : College & Fairway 4-6-17
 Site Code : 00000186
 Start Date : 4/6/2017
 Page No : 1

Groups Printed- Unshifted

Start Time	College Southbound				Fairway Westbound				College Northbound				Fairway Eastbound				Int. Total
	Right	Thru	Left	App. Total	Right	Thru	Left	App. Total	Right	Thru	Left	App. Total	Right	Thru	Left	App. Total	
12:00 PM	7	302	7	316	7	0	2	9	3	338	9	350	6	0	15	21	696
12:15 PM	9	315	7	331	7	0	3	10	1	335	8	344	3	0	12	15	700
12:30 PM	10	352	8	370	11	0	1	12	0	331	6	337	5	0	7	12	731
12:45 PM	15	321	6	342	6	0	3	9	4	314	3	321	8	0	12	20	692
Total	41	1290	28	1359	31	0	9	40	8	1318	26	1352	22	0	46	68	2819
Grand Total	41	1290	28	1359	31	0	9	40	8	1318	26	1352	22	0	46	68	2819
Apprch %	3	94.9	2.1		77.5	0	22.5		0.6	97.5	1.9		32.4	0	67.6		
Total %	1.5	45.8	1	48.2	1.1	0	0.3	1.4	0.3	46.8	0.9	48	0.8	0	1.6	2.4	



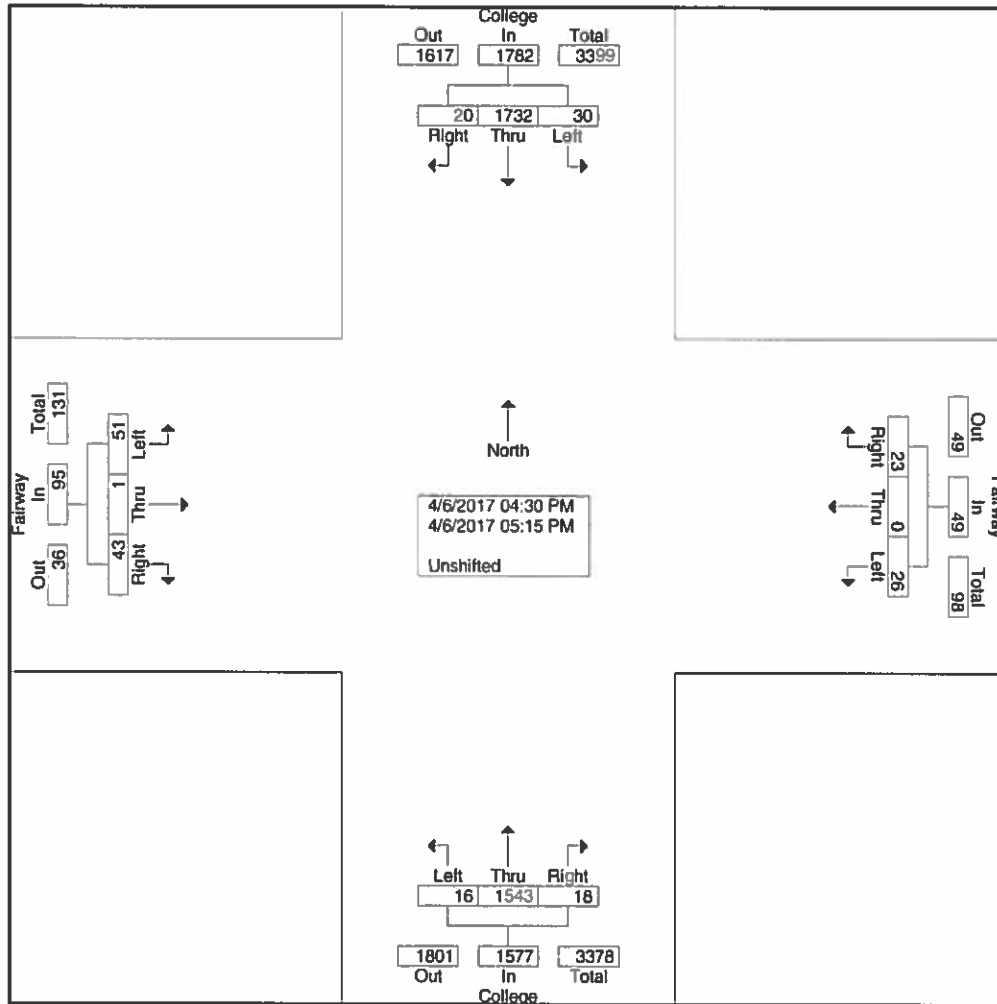
City of Fort Collins Traffic Operations
 626 Linden Street, PO Box 580
 Fort Collins, CO 80522-0580
Peak Hour Turning Movement Study

North/South Street: College
 East/West Street: Fairway
 Time: PM
 ICU Number: 186

File Name : College & Fairway 4-6-17
 Site Code : 0000186
 Start Date : 4/6/2017
 Page No : 1

Groups Printed- Unshifted

Start Time	College Southbound				Fairway Westbound				College Northbound				Fairway Eastbound				Int. Total
	Right	Thru	Left	App. Total	Right	Thru	Left	App. Total	Right	Thru	Left	App. Total	Right	Thru	Left	App. Total	
04:30 PM	7	395	1	403	2	0	4	6	1	331	4	336	7	0	9	16	761
04:45 PM	1	452	9	462	6	0	7	13	6	392	2	400	10	1	23	34	909
Total	8	847	10	865	8	0	11	19	7	723	6	736	17	1	32	50	1670
05:00 PM	6	442	6	454	7	0	8	15	5	407	6	418	20	0	13	33	920
05:15 PM	6	443	14	463	8	0	7	15	6	413	4	423	6	0	6	12	913
Grand Total	20	1732	30	1782	23	0	26	49	18	1543	16	1577	43	1	51	95	3503
Apprch %	1.1	97.2	1.7		46.9	0	53.1		1.1	97.8	1		45.3	1.1	53.7		
Total %	0.6	49.4	0.9	50.9	0.7	0	0.7	1.4	0.5	44	0.5	45	1.2	0	1.5	2.7	



City of Fort Collins Traffic Operations
 626 Linden Street, PO Box 580
 Fort Collins, CO 80522-0580
Peak Hour Turning Movement Study

North/South Street: College
 East/West Street: Fairway
 Time: PHF
 ICU Number: 186

File Name : College & Fairway 4-6-17
 Site Code : 00000186
 Start Date : 4/6/2017
 Page No : 1

Start Time	College Southbound				Fairway Westbound				College Northbound				Fairway Eastbound				Int. Total
	Right	Thru	Left	App. Total	Right	Thru	Left	App. Total	Right	Thru	Left	App. Total	Right	Thru	Left	App. Total	
Peak Hour Analysis From 07:30 AM to 09:45 AM - Peak 1 of 1																	
Peak Hour for Entire Intersection Begins at 07:30 AM																	
07:30 AM	5	213	6	224	13	0	2	15	5	448	18	471	2	0	2	4	714
07:45 AM	6	230	11	247	8	0	3	11	13	436	8	457	4	0	3	7	722
08:00 AM	11	238	13	262	6	0	5	11	12	388	10	410	5	0	3	8	691
08:15 AM	6	237	6	249	2	0	4	6	5	383	14	402	1	0	7	8	665
Total Volume	28	918	36	982	29	0	14	43	35	1655	50	1740	12	0	15	27	2792
% App. Total	2.9	93.5	3.7		67.4	0	32.6		2	95.1	2.9		44.4	0	55.6		
PHF	.636	.964	.692	.937	.558	.000	.700	.717	.673	.924	.694	.924	.600	.000	.536	.844	.967

Peak Hour Analysis From 10:00 AM to 01:45 PM - Peak 1 of 1																	
Peak Hour for Entire Intersection Begins at 12:00 PM																	
12:00 PM	7	302	7	316	7	0	2	9	3	338	9	350	6	0	15	21	696
12:15 PM	9	315	7	331	7	0	3	10	1	335	8	344	3	0	12	15	700
12:30 PM	10	352	8	370	11	0	1	12	0	331	6	337	5	0	7	12	731
12:45 PM	15	321	6	342	6	0	3	9	4	314	3	321	8	0	12	20	692
Total Volume	41	1290	28	1359	31	0	9	40	8	1318	26	1352	22	0	46	68	2819
% App. Total	3	94.9	2.1		77.5	0	22.5		0.6	97.5	1.9		32.4	0	67.6		
PHF	.683	.916	.875	.918	.705	.000	.750	.833	.500	.975	.722	.966	.688	.000	.767	.810	.964

Peak Hour Analysis From 02:00 PM to 05:15 PM - Peak 1 of 1																	
Peak Hour for Entire Intersection Begins at 04:30 PM																	
04:30 PM	7	395	1	403	2	0	4	6	1	331	4	336	7	0	9	16	761
04:45 PM	1	452	9	462	6	0	7	13	6	392	2	400	10	1	23	34	909
05:00 PM	6	442	6	454	7	0	8	15	5	407	6	418	20	0	13	33	920
05:15 PM	6	443	14	463	8	0	7	15	6	413	4	423	6	0	6	12	913
Total Volume	20	1732	30	1782	23	0	26	49	18	1543	16	1577	43	1	51	95	3503
% App. Total	1.1	97.2	1.7		46.9	0	53.1		1.1	97.8	1		45.3	1.1	53.7		
PHF	.714	.958	.536	.962	.719	.000	.813	.817	.750	.934	.667	.932	.538	.250	.554	.699	.952

Record Numb
708

AM

