

# City of Fort Collins

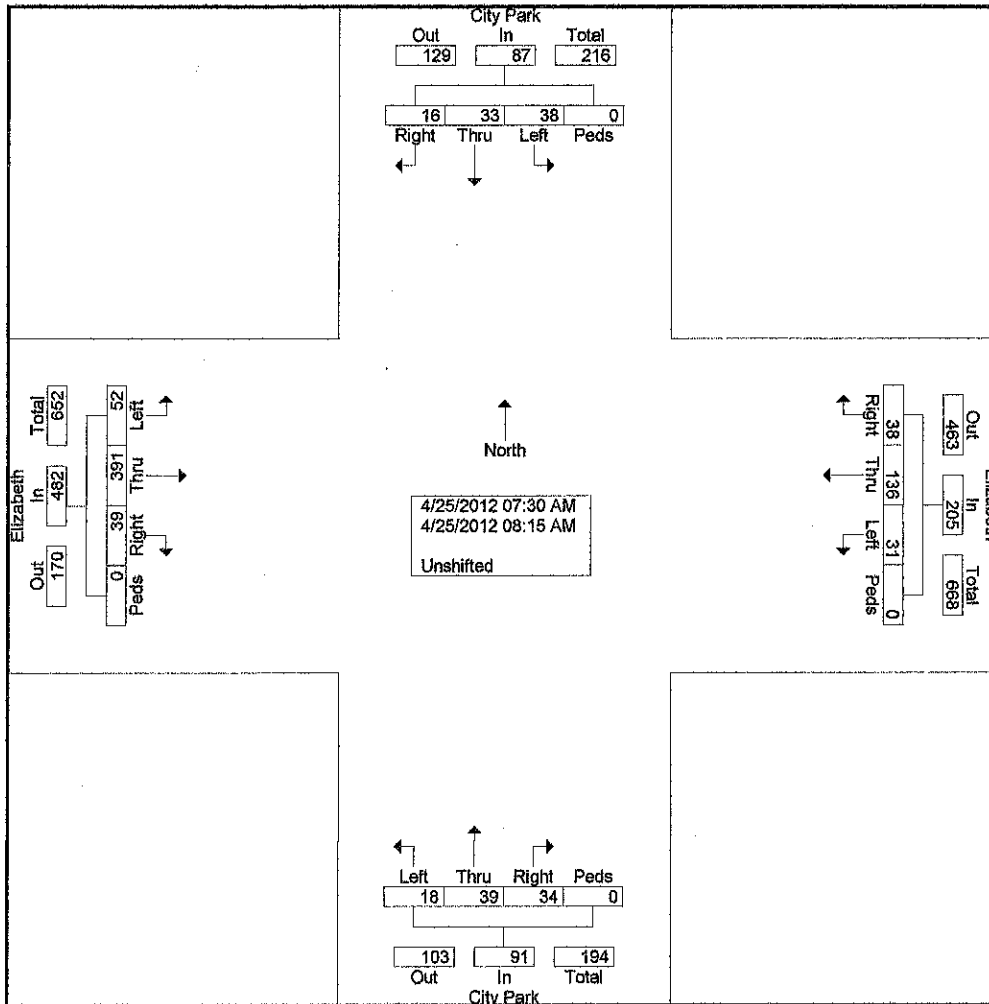
PO Box 580  
Fort Collins, Co 80522  
Turning Movement Study

North\South Street: City Park  
East\West Street: Elizabeth  
Time: AM  
ICU Number: 114

File Name : City Park & Elizabeth 04-25-12  
Site Code : 00000114  
Start Date : 4/25/2012  
Page No : 1

## Groups Printed- Unshifted

Start Time	City Park Southbound					Elizabeth Westbound					City Park Northbound					Elizabeth Eastbound					Int. Total
	Right	Thru	Left	Peds	App. Total	Right	Thru	Left	Peds	App. Total	Right	Thru	Left	Peds	App. Total	Right	Thru	Left	Peds	App. Total	
07:30 AM	4	6	8	0	18	8	28	4	0	40	4	9	3	0	16	5	98	19	0	122	196
07:45 AM	2	13	13	0	28	11	36	14	0	61	14	11	4	0	29	16	138	11	0	165	283
Total	6	19	21	0	46	19	64	18	0	101	18	20	7	0	45	21	236	30	0	287	479
08:00 AM	6	6	7	0	19	10	30	7	0	47	9	9	10	0	28	10	84	13	0	107	201
08:15 AM	4	8	10	0	22	9	42	6	0	57	7	10	1	0	18	8	71	9	0	88	185
Grand Total	16	33	38	0	87	38	136	31	0	205	34	39	18	0	91	39	391	52	0	482	865
Approch %	18.4	37.9	43.7	0		18.5	66.3	15.1	0		37.4	42.9	19.8	0		8.1	81.1	10.8	0		
Total %	1.8	3.8	4.4	0	10.1	4.4	15.7	3.6	0	23.7	3.9	4.5	2.1	0	10.5	4.5	45.2	6	0	55.7	



# City of Fort Collins

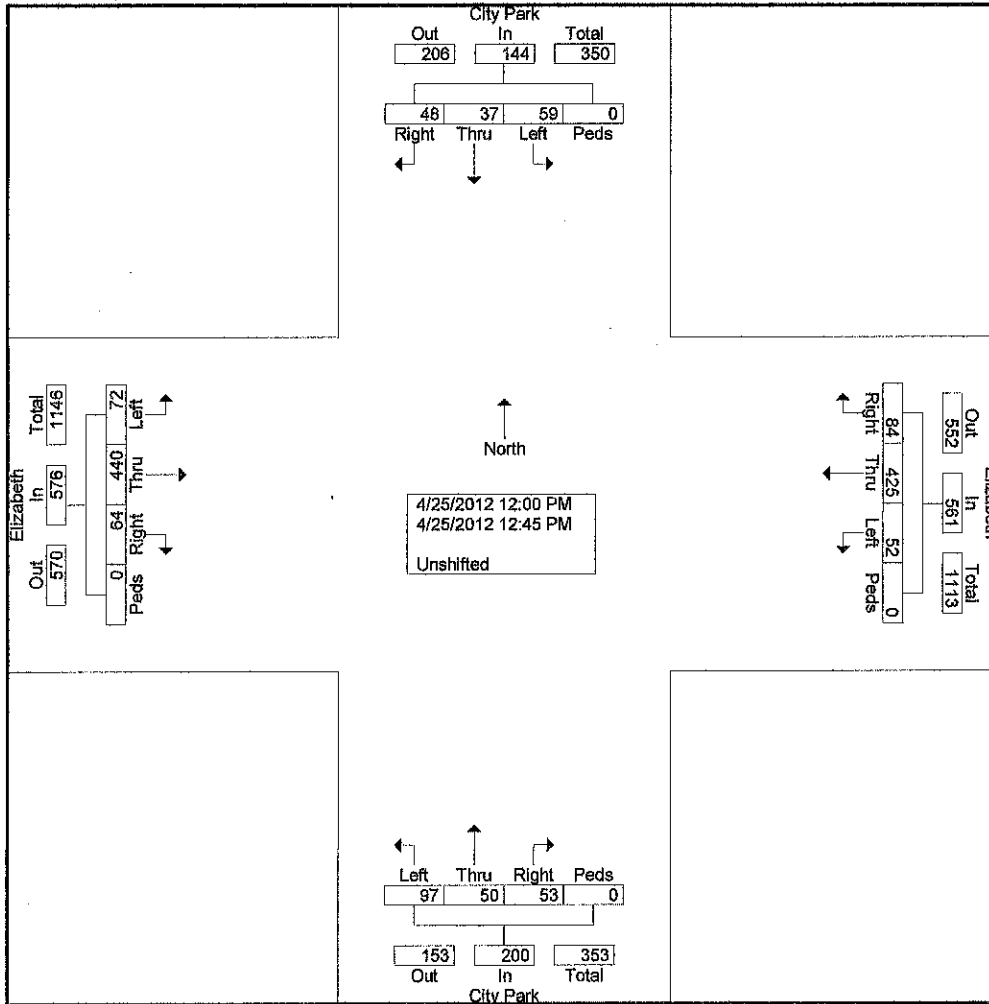
PO Box 580  
Fort Collins, Co 80522  
Turning Movement Study

North\South Street: City Park  
East\West Street: Elizabeth  
Time: Noon  
ICU Number: 114

File Name : City Park & Elizabeth 04-25-12  
Site Code : 00000114  
Start Date : 4/25/2012  
Page No : 1

## Groups Printed- Unshifted

Start Time	City Park Southbound					Elizabeth Westbound					City Park Northbound					Elizabeth Eastbound					Int. Total
	Right	Thru	Left	Peds	App. Total	Right	Thru	Left	Peds	App. Total	Right	Thru	Left	Peds	App. Total	Right	Thru	Left	Peds	App. Total	
12:00 PM	9	8	13	0	30	22	123	18	0	163	8	14	44	0	66	17	96	23	0	136	395
12:15 PM	11	4	11	0	26	24	82	13	0	119	18	12	20	0	50	17	103	20	0	140	335
12:30 PM	15	11	21	0	47	21	95	9	0	125	17	7	16	0	40	15	137	13	0	165	377
12:45 PM	13	14	14	0	41	17	125	12	0	154	10	17	17	0	44	15	104	16	0	135	374
Total	48	37	59	0	144	84	425	52	0	561	53	50	97	0	200	64	440	72	0	576	1481
Grand Total	48	37	59	0	144	84	425	52	0	561	53	50	97	0	200	64	440	72	0	576	1481
Approch %	33.3	25.7	41	0		15	75.8	9.3	0		26.5	25	48.5	0		11.1	76.4	12.5	0		
Total %	3.2	2.5	4	0	9.7	5.7	28.7	3.5	0	37.9	3.6	3.4	6.5	0	13.5	4.3	29.7	4.9	0	38.9	



# City of Fort Collins

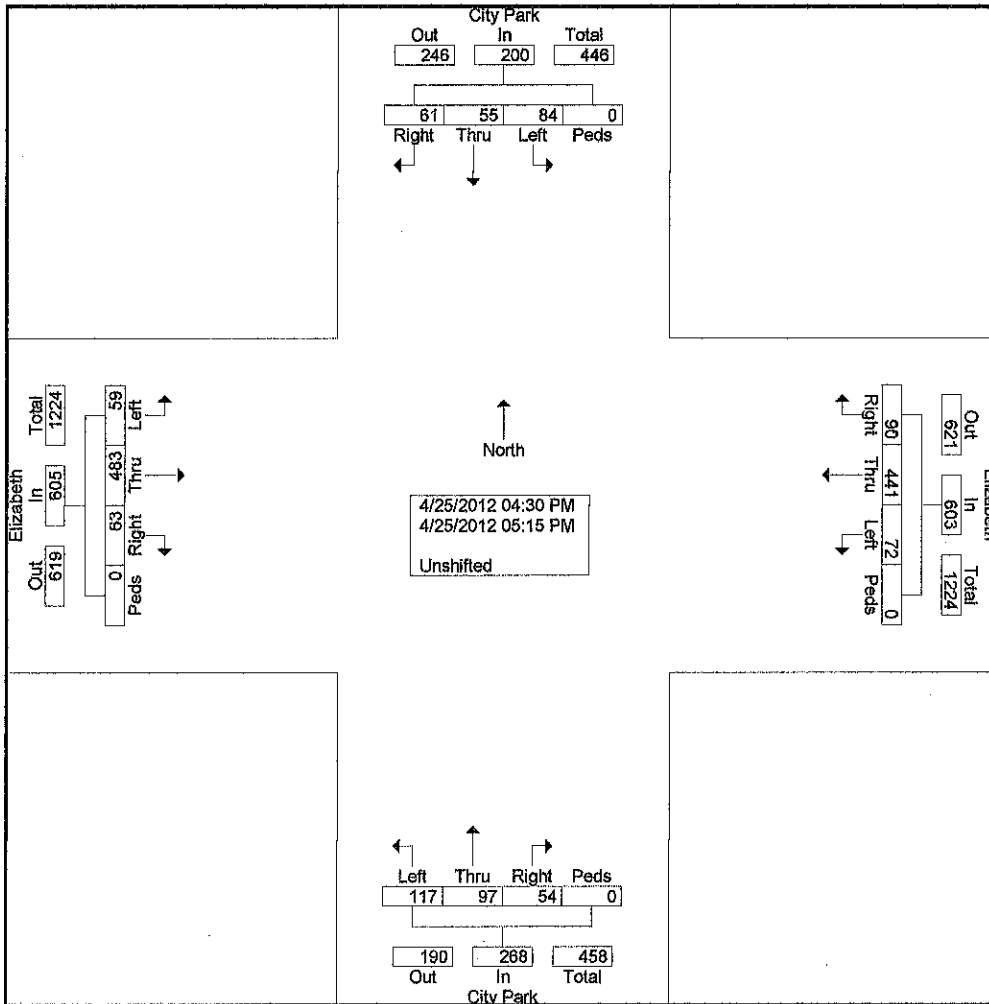
PO Box 580  
Fort Collins, Co 80522  
Turning Movement Study

North\South Street: City Park  
East\West Street: Elizabeth  
Time: PM  
ICU Number: 114

File Name : City Park & Elizabeth 04-25-12  
Site Code : 00000114  
Start Date : 4/25/2012  
Page No : 1

## Groups Printed- Unshifted

Start Time	City Park Southbound					Elizabeth Westbound					City Park Northbound					Elizabeth Eastbound					Int. Total
	Right	Thru	Left	Peds	App. Total	Right	Thru	Left	Peds	App. Total	Right	Thru	Left	Peds	App. Total	Right	Thru	Left	Peds	App. Total	
04:30 PM	15	13	22	0	50	22	95	16	0	133	16	28	20	0	64	17	121	10	0	148	395
04:45 PM	13	13	24	0	50	27	105	27	0	159	11	18	22	0	51	8	140	17	0	165	425
Total	28	26	46	0	100	49	200	43	0	292	27	46	42	0	115	25	261	27	0	313	820
05:00 PM	20	15	15	0	50	20	121	16	0	157	10	26	37	0	73	23	118	16	0	157	437
05:15 PM	13	14	23	0	50	21	120	13	0	154	17	25	38	0	80	15	104	16	0	135	419
Grand Total	61	55	84	0	200	90	441	72	0	603	54	97	117	0	268	63	483	59	0	605	1676
Apprch %	30.5	27.5	42	0		14.9	73.1	11.9	0		20.1	36.2	43.7	0		10.4	79.8	9.8	0		
Total %	3.6	3.3	5	0	11.9	5.4	26.3	4.3	0	36	3.2	5.8	7	0	16	3.8	28.8	3.5	0	36.1	



# City of Fort Collins

PO Box 580  
Fort Collins, Co 80522  
*Turning Movement Study*

North\South Street: City Park  
East\West Street: Elizabeth  
Time: AM  
ICU Number: 114

File Name : City Park & Elizabeth 04-25-12  
Site Code : 00000114  
Start Date : 4/25/2012  
Page No : 2

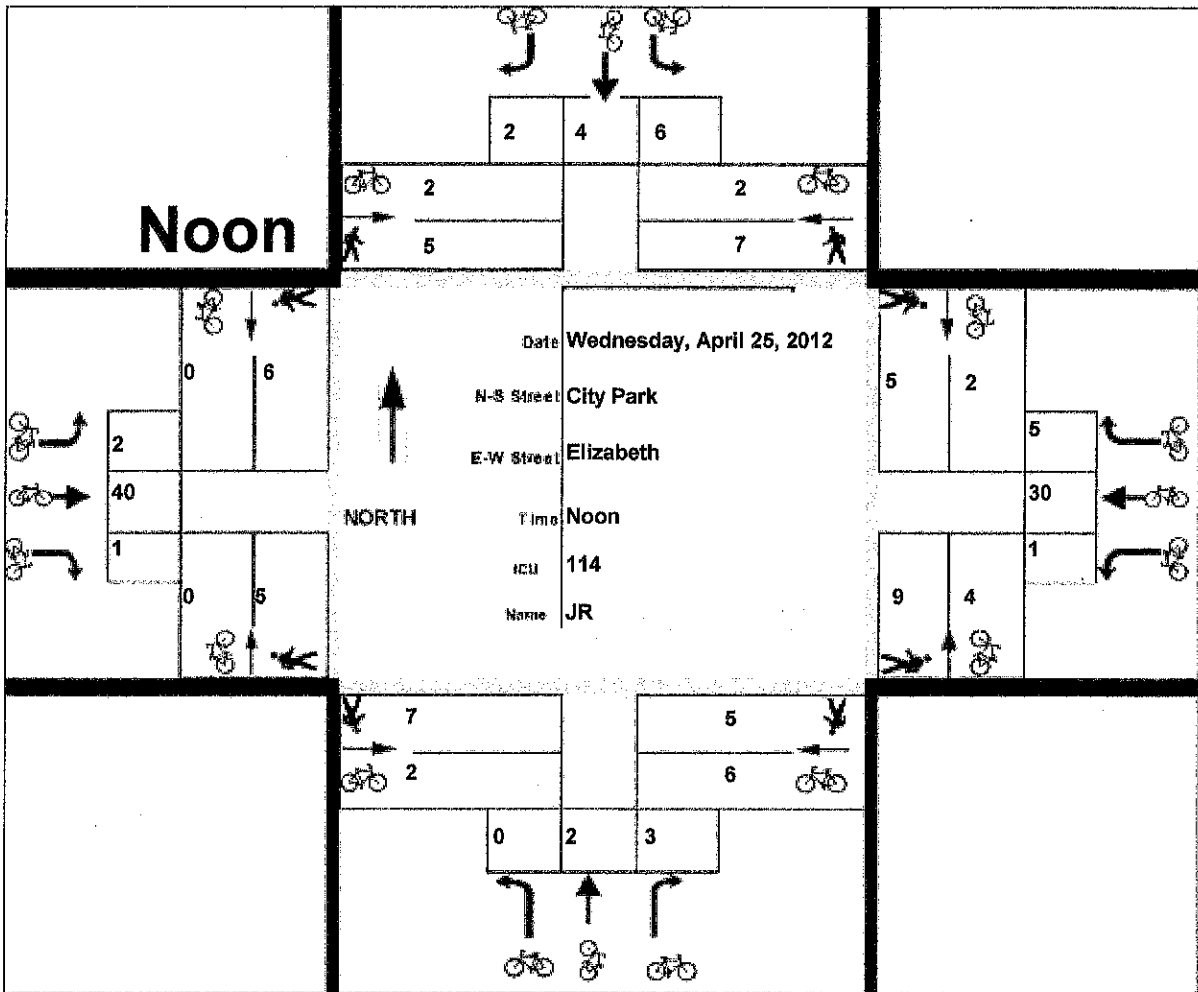
Start Time	City Park Southbound					Elizabeth Westbound					City Park Northbound					Elizabeth Eastbound					Int. Total
	Right	Thru	Left	Peds	App. Total	Right	Thru	Left	Peds	App. Total	Right	Thru	Left	Peds	App. Total	Right	Thru	Left	Peds	App. Total	
Peak Hour Analysis From 07:30 AM to 08:15 AM - Peak 1 of 1																					
Peak Hour for Entire Intersection Begins at 07:30 AM																					
07:30 AM	4	6	8	0	18	8	28	4	0	40	4	9	3	0	16	5	98	19	0	122	196
07:45 AM	2	13	13	0	28	11	36	14	0	61	14	11	4	0	29	16	138	11	0	165	283
08:00 AM	6	6	7	0	19	10	30	7	0	47	9	9	10	0	28	10	84	13	0	107	201
08:15 AM	4	8	10	0	22	9	42	6	0	57	7	10	1	0	18	8	71	9	0	88	185
Total Volume	16	33	38	0	87	38	136	31	0	205	34	39	18	0	91	39	391	52	0	482	865
% App. Total	18.4	37.9	43.7	0		18.5	66.3	15.1	0		37.4	42.9	19.8	0		8.1	81.1	10.8	0		
PHF	.667	.635	.731	.000	.777	.864	.810	.554	.000	.840	.607	.886	.450	.000	.784	.609	.708	.684	.000	.730	.764

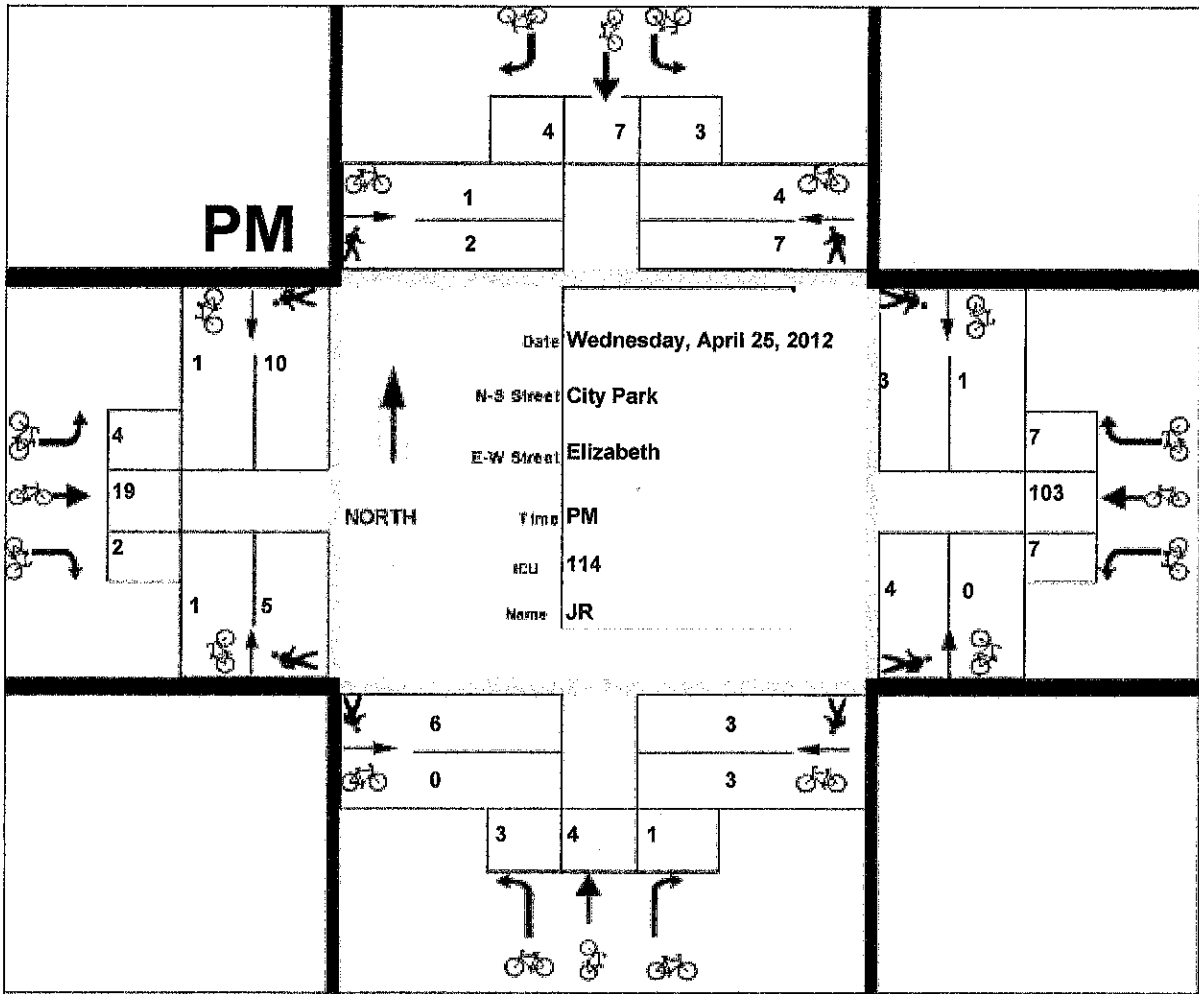
Peak Hour Analysis From 12:00 PM to 12:45 PM - Peak 1 of 1																					
Peak Hour for Entire Intersection Begins at 12:00 PM																					
12:00 PM	9	8	13	0	30	22	123	18	0	163	17	18	44	66	17	103	23	0	140	395	
12:15 PM	11	4	11	0	26	24	82	13	0	119	18	12	20	0	50	17	103	20	0	140	335
12:30 PM	15	11	21	0	47	21	95	9	0	125	17	7	16	0	40	15	137	13	0	165	377
12:45 PM	13	14	14	0	41	17	126	12	0	154	10	17	17	0	44	15	104	16	0	135	374
Total Volume	48	37	59	0	144	84	425	52	0	561	53	50	97	0	200	64	440	72	0	576	1481
% App. Total	33.3	25.7	41	0		15	75.8	9.3	0		26.5	25	48.5	0		11.1	78.4	12.5	0		
PHF	.800	.661	.702	.000	.766	.875	.850	.722	.000	.860	.736	.735	.551	.000	.758	.941	.803	.783	.000	.873	.937

Peak Hour Analysis From 04:30 PM to 05:15 PM - Peak 1 of 1																					
Peak Hour for Entire Intersection Begins at 04:30 PM																					
04:30 PM	15	13	22	0	50	27	105	27	0	159	11	18	22	0	51	8	140	17	0	165	425
04:45 PM	13	13	24	0	50	20	121	16	0	157	10	26	37	0	73	23	118	16	0	157	437
05:00 PM	20	15	15	0	50	21	120	13	0	154	17	25	38	0	80	15	104	16	0	135	419
05:15 PM	13	14	23	0	50	21	120	13	0	154	17	25	38	0	80	15	104	16	0	135	419
Total Volume	61	55	84	0	200	90	441	72	0	603	54	97	117	0	268	63	483	59	0	605	1676
% App. Total	30.5	27.5	42	0		14.9	73.1	11.9	0		20.1	36.2	43.7	0		10.4	79.8	9.8	0		
PHF	.763	.917	.875	.000	1.00	.833	.911	.667	.000	.948	.794	.866	.770	.000	.838	.685	.863	.868	.000	.917	.959

# Bicycle - Pedestrian Input Form

<p>Record Num 317</p> <p><b>AM</b></p>				
	1	7	2	
	12		4	
<p>Date: <b>Wednesday, April 25, 2012</b></p> <p>N-S Street: <b>City Park</b></p> <p>E-W Street: <b>Elizabeth</b></p> <p>Time: <b>AM</b></p> <p>ICU: <b>114</b></p> <p>Name: <b>JR</b></p>				
	3	0		5
	99			8
	2			0
	0	0		4
				0
	3		1	
	1			
	0	10	9	





Combined total for AM - Noon and PM

