

City of Fort Collins

626 Linden Street, PO Box 580

Fort Collins Co 80522-0580

Turning Movement Study

North/South Street: College

East/West Street: Drake

Time: AM

ICU Number: 5

File Name : College & Drake 8-10-10

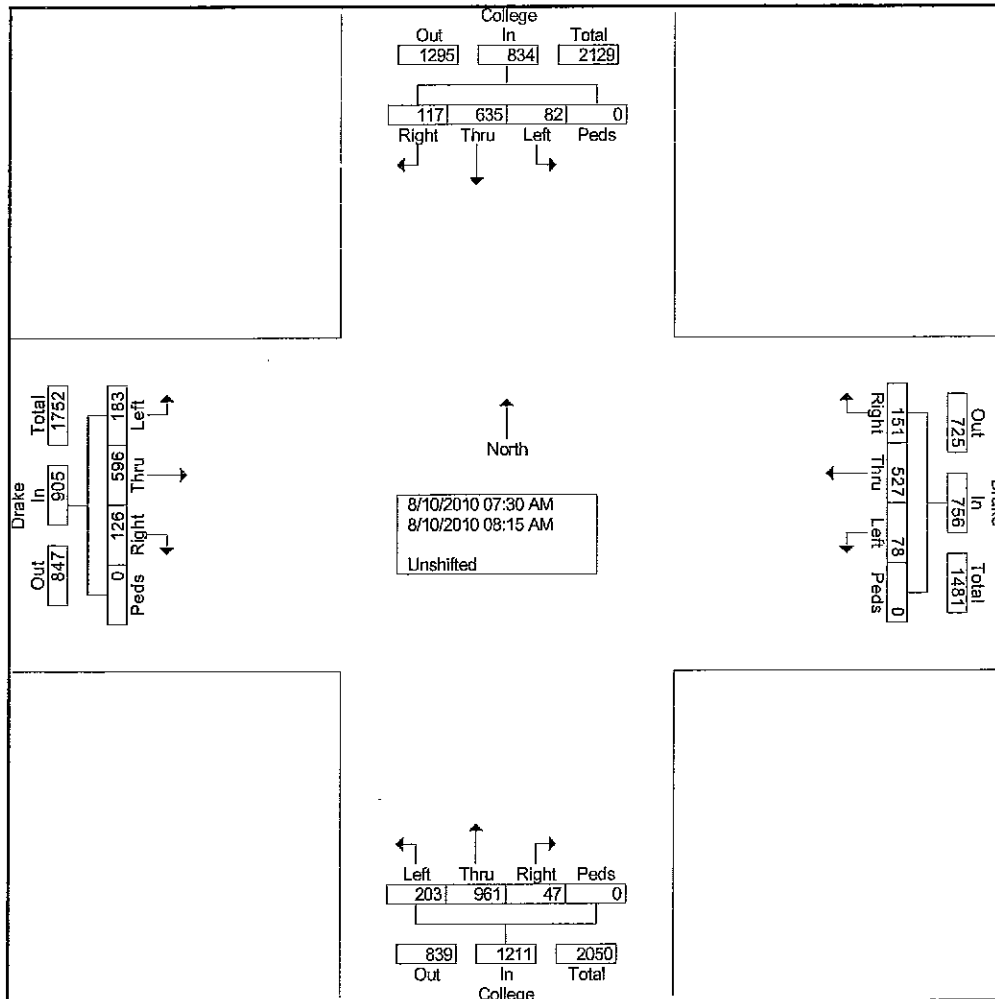
Site Code : 00000005

Start Date : 8/10/2010

Page No : 1

Groups Printed- Unshifted

Start Time	College Southbound					Drake Westbound					College Northbound					Drake Eastbound					Int. Total
	Right	Thru	Left	Peds	App. Total	Right	Thru	Left	Peds	App. Total	Right	Thru	Left	Peds	App. Total	Right	Thru	Left	Peds	App. Total	
07:30 AM	18	146	14	0	178	35	128	21	0	184	12	239	41	0	292	24	143	39	0	206	860
07:45 AM	39	183	23	0	245	49	162	18	0	229	10	270	58	0	338	34	188	59	0	281	1093
Total	57	329	37	0	423	84	290	39	0	413	22	509	99	0	630	58	331	98	0	487	1953
08:00 AM	21	149	24	0	194	29	138	23	0	190	13	228	50	0	291	42	140	49	0	231	906
08:15 AM	39	157	21	0	217	38	99	16	0	153	12	224	54	0	290	26	125	36	0	187	847
Grand Total	117	635	82	0	834	151	527	78	0	756	47	961	203	0	1211	126	596	183	0	905	3706
Approch %	14	76.1	9.8	0		20	69.7	10.3	0		3.9	79.4	16.8	0		13.9	65.9	20.2	0		
Total %	3.2	17.1	2.2	0	22.5	4.1	14.2	2.1	0	20.4	1.3	25.9	5.5	0	32.7	3.4	16.1	4.9	0	24.4	



City of Fort Collins

626 Linden Street, PO Box 580
Fort Collins Co 80522-0580

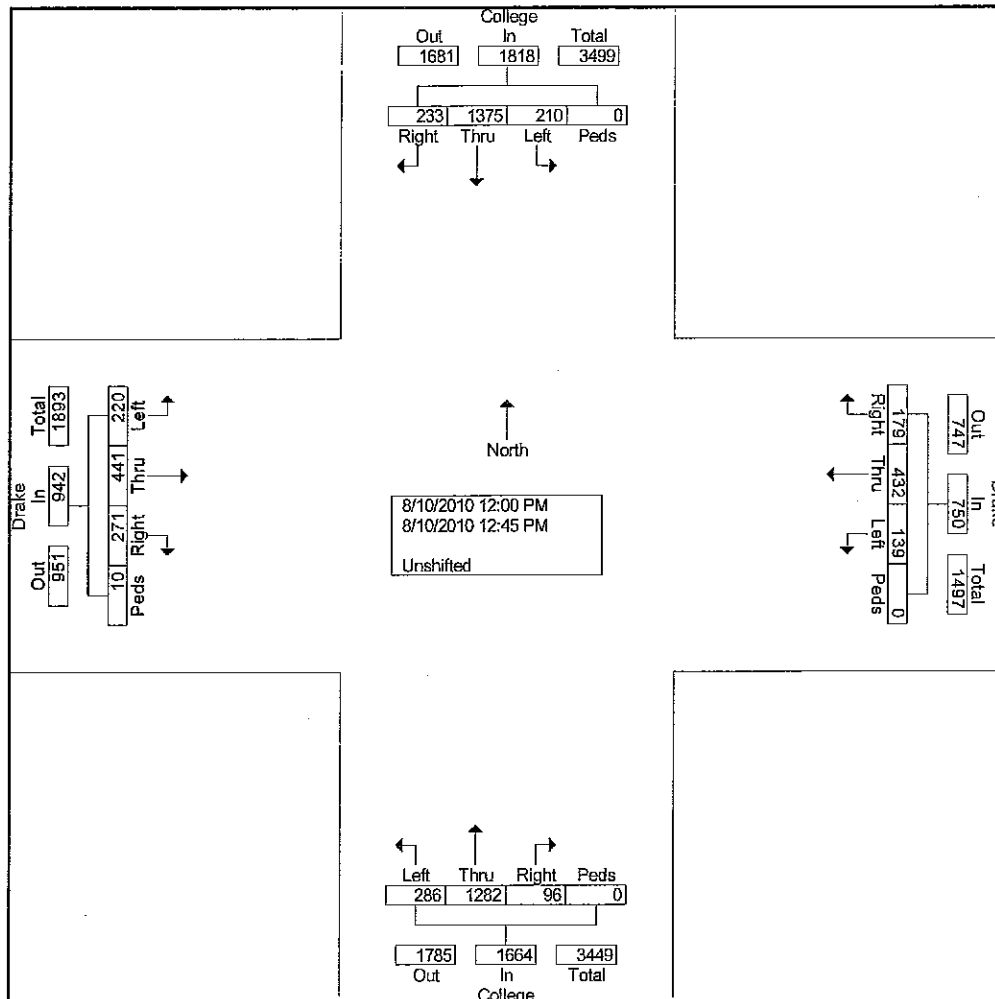
Turning Movement Study

North/South Street: College
East/West Street: Drake
Time: Noon
ICU Number: 5

File Name : College & Drake 8-10-10
Site Code : 00000005
Start Date : 8/10/2010
Page No : 1

Groups Printed- Unshifted

Start Time	College Southbound					Drake Westbound					College Northbound					Drake Eastbound					Int. Total
	Right	Thru	Left	Peds	App. Total	Right	Thru	Left	Peds	App. Total	Right	Thru	Left	Peds	App. Total	Right	Thru	Left	Peds	App. Total	
12:00 PM	59	342	54	0	455	37	125	35	0	197	16	347	73	0	436	76	123	56	0	255	1343
12:15 PM	65	357	57	0	479	46	116	30	0	192	19	267	70	0	356	77	97	53	10	237	1264
12:30 PM	45	344	44	0	433	49	101	37	0	187	36	352	74	0	462	61	96	49	0	206	1288
12:45 PM	64	332	55	0	451	47	90	37	0	174	25	316	69	0	410	57	125	62	0	244	1279
Total	233	1375	210	0	1818	179	432	139	0	750	96	1282	286	0	1664	271	441	220	10	942	5174
Grand Total	233	1375	210	0	1818	179	432	139	0	750	96	1282	286	0	1664	271	441	220	10	942	5174
Apprch %	12.8	75.6	11.6	0		23.9	57.6	18.5	0		5.8	77	17.2	0		28.8	46.8	23.4	1.1		
Total %	4.5	26.6	4.1	0	35.1	3.5	8.3	2.7	0	14.5	1.9	24.8	5.5	0	32.2	5.2	8.5	4.3	0.2	18.2	



City of Fort Collins

626 Linden Street, PO Box 580
Fort Collins Co 80522-0580

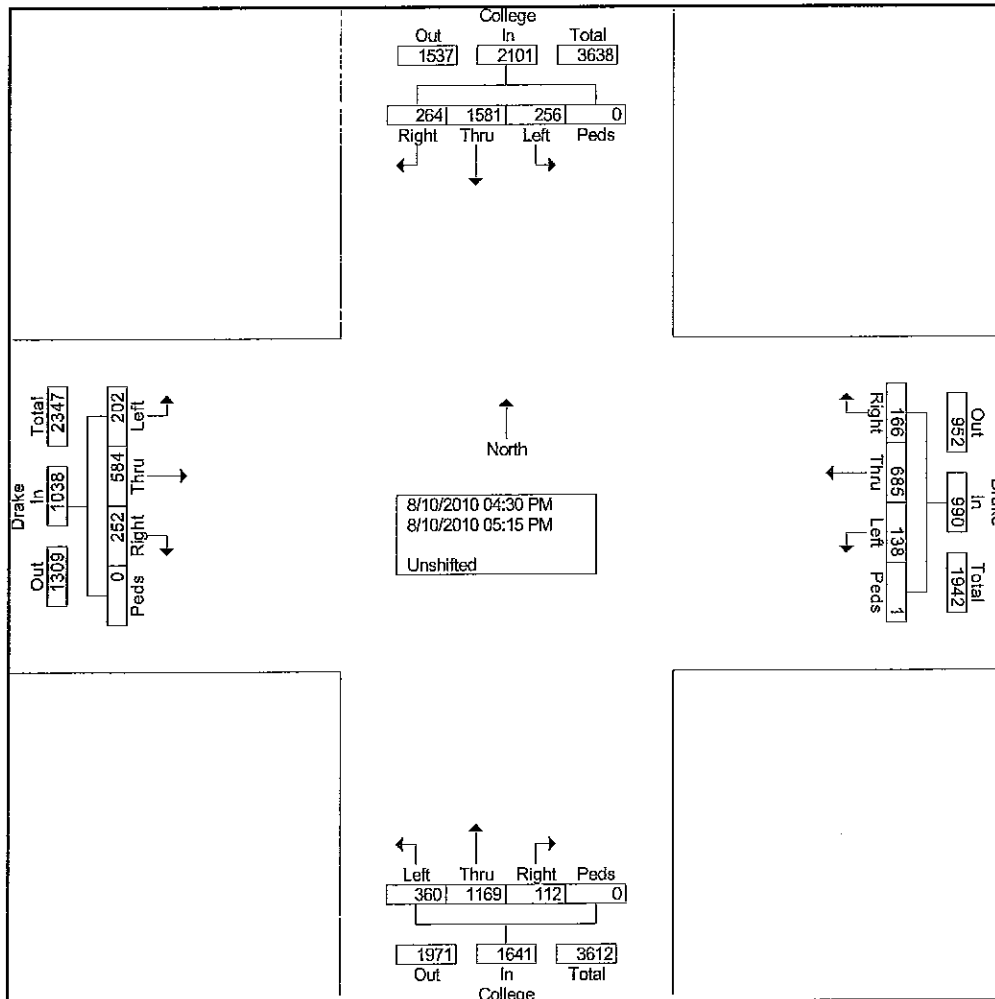
Turning Movement Study

North/South Street: College
East/West Street: Drake
Time: PM
ICU Number: 5

File Name : College & Drake 8-10-10
Site Code : 00000005
Start Date : 8/10/2010
Page No : 1

Groups Printed- Unshifted

Start Time	College Southbound					Drake Westbound					College Northbound					Drake Eastbound					Int. Total
	Right	Thru	Left	Peds	App. Total	Right	Thru	Left	Peds	App. Total	Right	Thru	Left	Peds	App. Total	Right	Thru	Left	Peds	App. Total	
04:30 PM	54	350	53	0	457	26	158	37	1	222	21	291	93	0	405	53	133	59	0	245	1329
04:45 PM	62	449	77	0	588	49	175	20	0	244	28	289	87	0	404	63	133	47	0	243	1479
Total	116	799	130	0	1045	75	333	57	1	466	49	580	180	0	809	116	266	106	0	488	2808
05:00 PM	68	380	58	0	506	40	179	41	0	260	33	291	86	0	410	67	171	48	0	286	1462
05:15 PM	80	402	68	0	550	51	173	40	0	264	30	298	94	0	422	69	147	48	0	264	1500
Grand Total	264	1581	256	0	2101	166	685	138	1	990	112	1169	360	0	1641	252	584	202	0	1038	5770
Approch %	12.6	75.2	12.2	0		16.8	69.2	13.9	0.1		6.8	71.2	21.9	0		24.3	56.3	19.5	0		
Total %	4.6	27.4	4.4	0	36.4	2.9	11.9	2.4	0	17.2	1.9	20.3	6.2	0	28.4	4.4	10.1	3.5	0	18	



City of Fort Collins

626 Linden Street, PO Box 580

Fort Collins Co 80522-0580

Turning Movement Study

File Name : College & Drake 8-10-10

Site Code : 00000005

Start Date : 8/10/2010

Page No : 2

Start Time	College Southbound					Drake Westbound					College Northbound					Drake Eastbound					Int. Total
	Right	Thru	Left	Peds	App. Total	Right	Thru	Left	Peds	App. Total	Right	Thru	Left	Peds	App. Total	Right	Thru	Left	Peds	App. Total	

Peak Hour Analysis From 07:30 AM to 08:15 AM - Peak 1 of 1

Peak Hour for Each Approach Begins at:

	07:30 AM					07:30 AM					07:30 AM					07:30 AM				
+0 mins.	18	146	14	0	178	35	128	21	0	184	12	239	41	0	292	24	143	39	0	206
+15 mins.	39	183	23	0	245	49	162	18	0	229	10	270	58	0	338	34	188	59	0	281
+30 mins.	21	149	24	0	194	29	138	23	0	190	13	228	50	0	291	42	140	49	0	231
+45 mins.	39	157	21	0	217	38	99	16	0	153	12	224	54	0	290	26	125	36	0	187
Total Volume	117	635	82	0	834	151	527	78	0	756	47	961	203	0	1211	126	596	183	0	905
% App. Total	14	76.1	9.8	0		20	69.7	10.3	0		3.9	79.4	16.8	0		13.9	65.9	20.2	0	
PHF	.750	.867	.854	.000	.851	.770	.813	.848	.000	.825	.904	.890	.875	.000	.896	.750	.793	.775	.000	.805

Peak Hour Analysis From 12:00 PM to 12:45 PM - Peak 1 of 1

Peak Hour for Each Approach Begins at:

	12:00 PM					12:00 PM					12:00 PM					12:00 PM				
+0 mins.	59	342	54	0	455	37	125	35	0	197	16	347	73	0	436	76	123	56	0	255
+15 mins.	65	357	57	0	479	46	116	30	0	192	19	267	70	0	356	77	97	53	10	237
+30 mins.	45	344	44	0	433	49	101	37	0	187	36	352	74	0	462	61	96	49	0	206
+45 mins.	64	332	55	0	451	47	90	37	0	174	25	316	69	0	410	57	125	62	0	244
Total Volume	233	1375	210	0	1818	179	432	139	0	750	96	1282	286	0	1664	271	441	220	10	942
% App. Total	12.8	75.6	11.6	0		23.9	57.6	18.5	0		5.8	77	17.2	0		28.8	46.8	23.4	1.1	
PHF	.896	.963	.921	.000	.949	.913	.864	.939	.000	.952	.667	.911	.966	.000	.900	.880	.882	.887	.250	.924

Peak Hour Analysis From 04:30 PM to 05:15 PM - Peak 1 of 1

Peak Hour for Each Approach Begins at:

	04:30 PM					04:30 PM					04:30 PM					04:30 PM				
+0 mins.	54	350	53	0	457	26	158	37	1	222	21	291	93	0	405	53	133	59	0	245
+15 mins.	62	449	77	0	588	49	175	20	0	244	28	289	87	0	404	63	133	47	0	243
+30 mins.	68	380	58	0	506	40	179	41	0	260	33	291	86	0	410	67	171	48	0	286
+45 mins.	80	402	68	0	550	51	173	40	0	264	30	298	94	0	422	69	147	48	0	264
Total Volume	264	1581	256	0	2101	166	685	138	1	990	112	1169	360	0	1641	252	584	202	0	1038
% App. Total	12.6	75.2	12.2	0		16.8	69.2	13.9	0.1		6.8	71.2	21.9	0		24.3	56.3	19.5	0	
PHF	.825	.880	.831	.000	.893	.814	.957	.841	.250	.938	.848	.981	.957	.000	.972	.913	.854	.856	.000	.907

Bicycle - Pedestrian Input Form

Record Numb 109			
	0	0	0
AM			
		Date Tuesday, August 10, 2010 N-S Street College E-W Street Drake Time AM ICU 5 Name SG	

