

City of Fort Collins

626 Linden Street, PO Box 580
Fort Collins Co 80522-0580

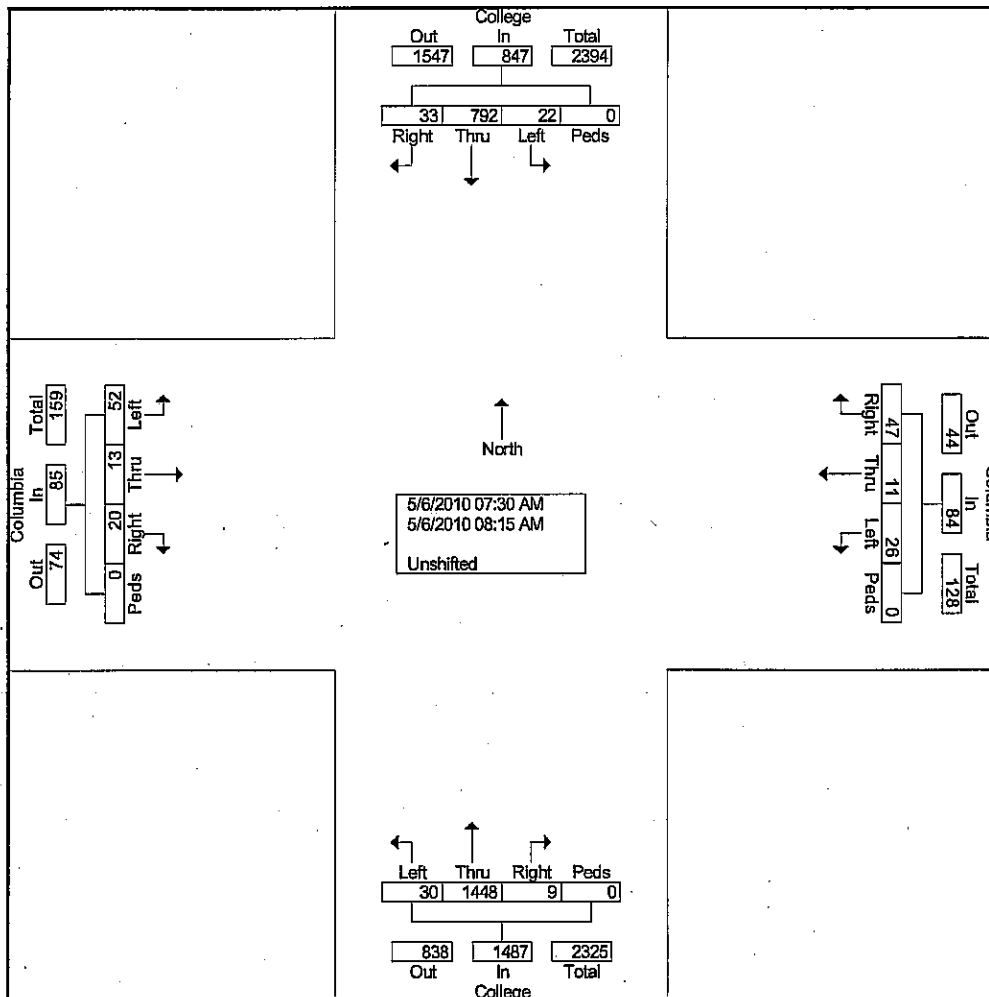
Turning Movement Study

North/South Street: College
East/West Street: Columbia
Time: AM
ICU Number: 6

File Name : College & Columbia 5-6-10
Site Code : 00000006
Start Date : 5/6/2010
Page No : 1

Groups Printed- Unshifted

Start Time	College Southbound					Columbia Westbound					College Northbound					Columbia Eastbound					Int. Total
	Right	Thru	Left	Peds	App. Total	Right	Thru	Left	Peds	App. Total	Right	Thru	Left	Peds	App. Total	Right	Thru	Left	Peds	App. Total	
07:30 AM	6	185	3	0	194	8	2	6	0	16	4	368	6	0	378	5	2	13	0	20	608
07:45 AM	11	221	6	0	238	15	4	10	0	29	1	443	9	0	453	7	1	14	0	22	742
Total	17	406	9	0	432	23	6	16	0	45	5	811	15	0	831	12	3	27	0	42	1350
08:00 AM	8	214	5	0	227	11	0	5	0	16	3	311	8	0	322	1	5	17	0	23	588
08:15 AM	8	172	8	0	188	13	5	5	0	23	1	326	7	0	334	7	5	8	0	20	565
Grand Total	33	792	22	0	847	47	11	26	0	84	9	1448	30	0	1487	20	13	52	0	85	2503
Apprch %	3.9	93.5	2.6	0		56	13.1	31	0		0.6	97.4	2	0		23.5	15.3	61.2	0		
Total %	1.3	31.6	0.9	0	33.8	1.9	0.4	1	0	3.4	0.4	57.9	1.2	0	59.4	0.8	0.5	2.1	0	3.4	



City of Fort Collins

626 Linden Street, PO Box 580

Fort Collins Co 80522-0580

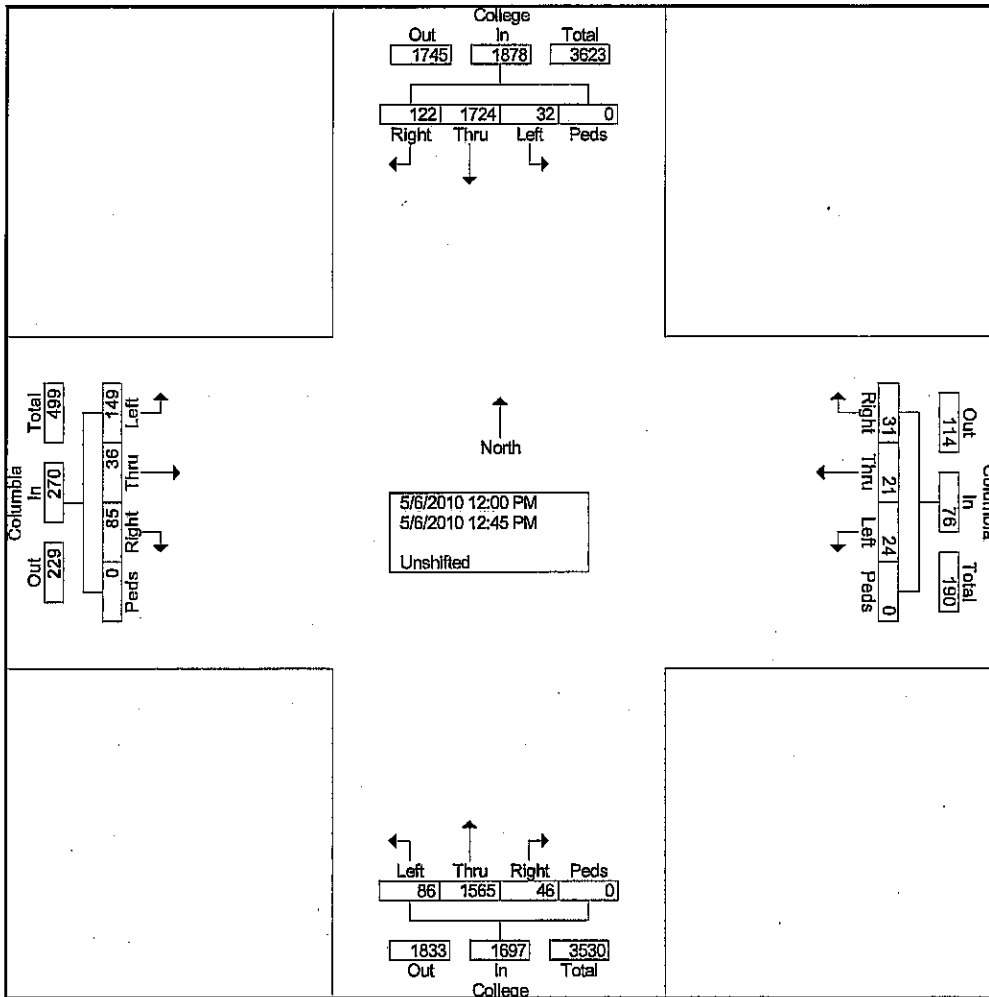
Turning Movement Study

North/South Street: College
 East/West Street: Columbia
 Time: Noon
 ICU Number: 6

File Name : College & Columbia 5-6-10
 Site Code : 00000006
 Start Date : 5/6/2010
 Page No : 1

Groups Printed- Unshifted

Start Time	College Southbound					Columbia Westbound					College Northbound					Columbia Eastbound					Int. Total
	Right	Thru	Left	Peds	App. Total	Right	Thru	Left	Peds	App. Total	Right	Thru	Left	Peds	App. Total	Right	Thru	Left	Peds	App. Total	
12:00 PM	26	455	9	0	490	6	4	6	0	16	7	387	25	0	419	26	5	29	0	60	985
12:15 PM	45	450	8	0	503	3	3	5	0	11	8	387	23	0	418	14	15	41	0	70	1002
12:30 PM	18	407	8	0	433	7	10	5	0	22	18	386	23	0	427	24	6	35	0	65	947
12:45 PM	33	412	7	0	452	15	4	8	0	27	13	405	15	0	433	21	10	44	0	75	987
Total	122	1724	32	0	1878	31	21	24	0	76	46	1565	86	0	1697	85	36	149	0	270	3921
Grand Total	122	1724	32	0	1878	31	21	24	0	76	46	1565	86	0	1697	85	36	149	0	270	3921
Apprch %	6.5	91.8	1.7	0		40.8	27.6	31.6	0		2.7	92.2	5.1	0		31.5	13.3	55.2	0		
Total %	3.1	44	0.8	0	47.9	0.8	0.5	0.6	0	1.9	1.2	39.9	2.2	0	43.3	2.2	0.9	3.8	0	6.9	



City of Fort Collins

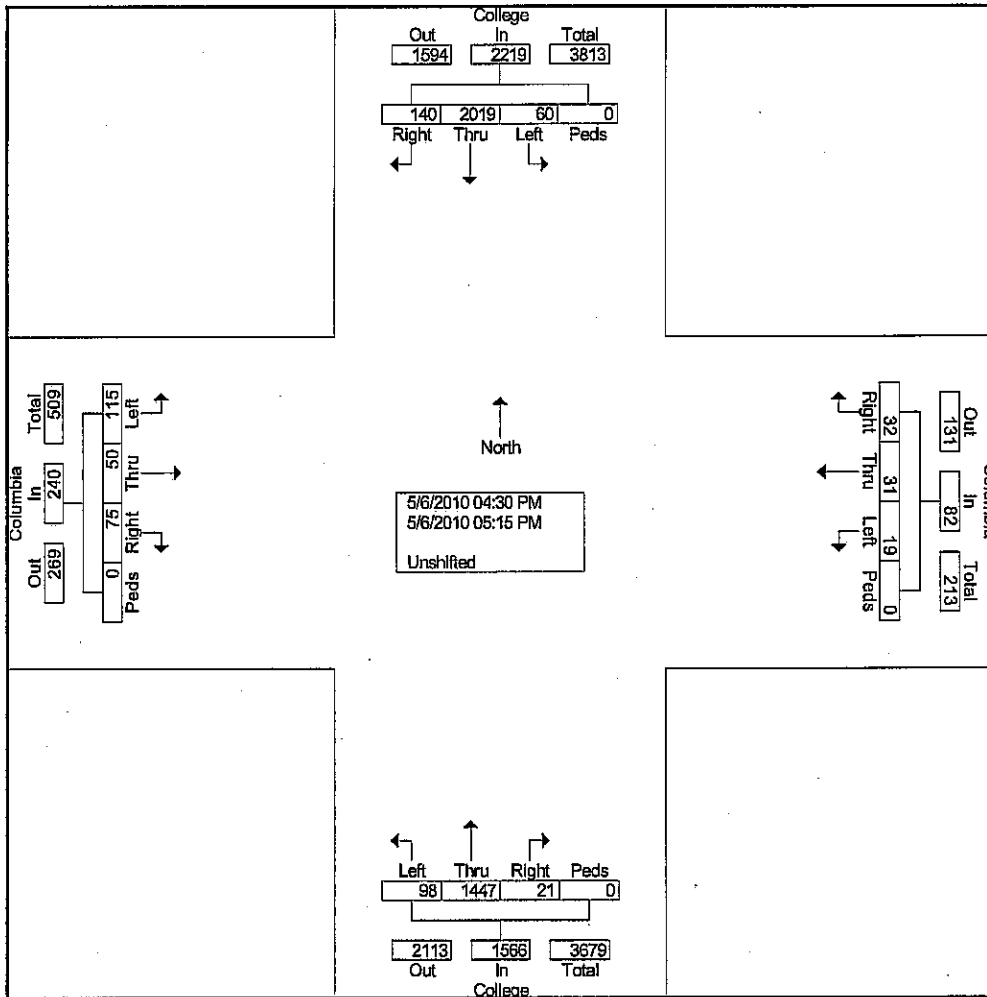
626 Linden Street, PO Box 580
Fort Collins Co 80522-0580
Turning Movement Study

North/South Street: College
East/West Street: Columbia
Time: PM
ICU Number: 6

File Name : College & Columbia 5-6-10
Site Code : 00000006
Start Date : 5/6/2010
Page No : 1

Groups Printed- Unshifted

Start Time	College Southbound					Columbia Westbound					College Northbound					Columbia Eastbound					Int. Total
	Right	Thru	Left	Peds	App. Total	Right	Thru	Left	Peds	App. Total	Right	Thru	Left	Peds	App. Total	Right	Thru	Left	Peds	App. Total	
04:30 PM	40	500	12	0	552	9	6	5	0	20	9	363	20	0	392	16	11	32	0	59	1023
04:45 PM	29	419	8	0	456	7	6	5	0	18	2	351	20	0	373	20	22	33	0	75	922
Total	69	919	20	0	1008	16	12	10	0	38	11	714	40	0	765	36	33	65	0	134	1945
05:00 PM	38	513	25	0	576	8	9	2	0	19	3	364	36	0	403	18	6	21	0	45	1043
05:15 PM	33	587	15	0	635	8	10	7	0	25	7	369	22	0	398	21	11	29	0	61	1119
Grand Total	140	2019	60	0	2219	32	31	19	0	82	21	1447	98	0	1566	75	50	115	0	240	4107
Apprch %	6.3	91	2.7	0		39	37.8	23.2	0		1.3	92.4	6.3	0		31.2	20.8	47.9	0		
Total %	3.4	49.2	1.5	0	54	0.8	0.8	0.5	0	2	0.5	35.2	2.4	0	38.1	1.8	1.2	2.8	0	5.8	



City of Fort Collins

626 Linden Street, PO Box 580
Fort Collins Co 80522-0580
Turning Movement Study

File Name : College & Columbia 5-6-10
Site Code : 00000006
Start Date : 5/6/2010
Page No : 2

Start Time	College Southbound					Columbia Westbound					College Northbound					Columbia Eastbound					Int. Total
	Right	Thru	Left	Peds	App. Total	Right	Thru	Left	Peds	App. Total	Right	Thru	Left	Peds	App. Total	Right	Thru	Left	Peds	App. Total	

Peak Hour Analysis From 07:30 AM to 08:15 AM - Peak 1 of 1

Peak Hour for Each Approach Begins at:

	07:30 AM					07:30 AM					07:30 AM					07:30 AM				
+0 mins.	6	185	3	0	194	8	2	6	0	16	4	368	6	0	378	5	2	13	0	20
+15 mins.	11	221	6	0	238	15	4	10	0	29	1	443	9	0	453	7	1	14	0	22
+30 mins.	8	214	5	0	227	11	0	5	0	16	3	311	8	0	322	1	5	17	0	23
+45 mins.	8	172	8	0	188	13	5	5	0	23	1	326	7	0	334	7	5	8	0	20
Total Volume	33	792	22	0	847	47	11	26	0	84	9	1448	30	0	1487	20	13	52	0	85
% App. Total	3.9	93.5	2.6	0		56	13.1	31	0		0.6	97.4	2	0		23.5	15.3	61.2	0	
PHF	.750	.896	.688	.000	.890	.783	.550	.650	.000	.724	.563	.817	.833	.000	.821	.714	.650	.765	.000	.924

Peak Hour Analysis From 12:00 PM to 12:45 PM - Peak 1 of 1

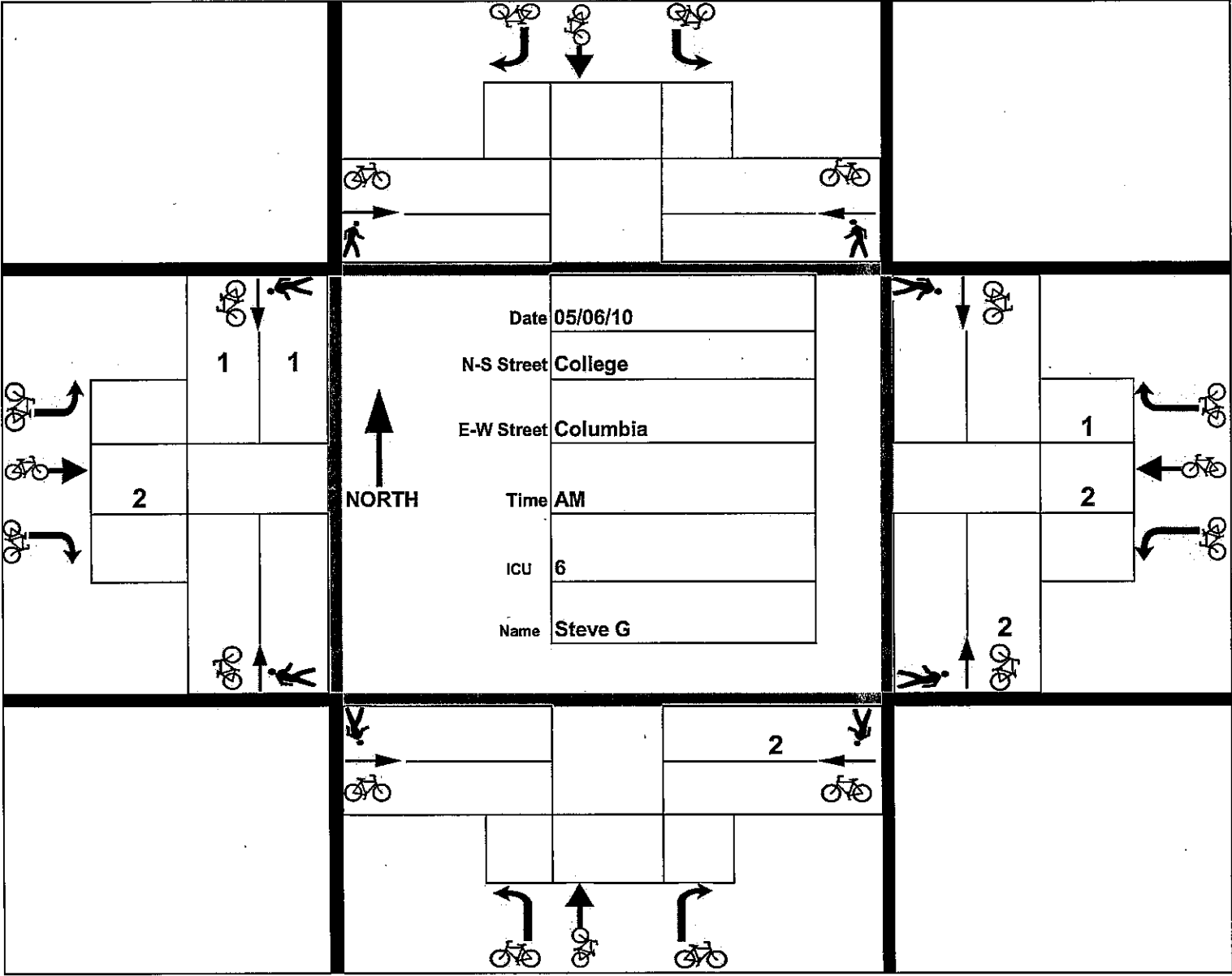
Peak Hour for Each Approach Begins at:

	12:00 PM					12:00 PM					12:00 PM					12:00 PM				
+0 mins.	26	455	9	0	490	6	4	6	0	16	7	387	25	0	419	26	5	29	0	60
+15 mins.	45	450	8	0	503	3	3	5	0	11	8	387	23	0	418	14	15	41	0	70
+30 mins.	18	407	8	0	433	7	10	5	0	22	18	386	23	0	427	24	6	35	0	65
+45 mins.	33	412	7	0	452	15	4	8	0	27	13	405	15	0	433	21	10	44	0	75
Total Volume	122	1724	32	0	1878	31	21	24	0	76	46	1565	86	0	1697	85	36	149	0	270
% App. Total	6.5	91.8	1.7	0		40.8	27.6	31.6	0		2.7	92.2	5.1	0		31.5	13.3	55.2	0	
PHF	.678	.947	.889	.000	.933	.517	.525	.750	.000	.704	.639	.966	.860	.000	.980	.817	.600	.847	.000	.900

Peak Hour Analysis From 04:30 PM to 05:15 PM - Peak 1 of 1

Peak Hour for Each Approach Begins at:

	04:30 PM					04:30 PM					04:30 PM					04:30 PM				
+0 mins.	40	500	12	0	552	9	6	5	0	20	9	363	20	0	392	16	11	32	0	59
+15 mins.	29	419	8	0	456	7	6	5	0	18	2	351	20	0	373	20	22	33	0	75
+30 mins.	38	513	25	0	576	8	9	2	0	19	3	364	36	0	403	18	6	21	0	45
+45 mins.	33	587	15	0	635	8	10	7	0	25	7	369	22	0	398	21	11	29	0	61
Total Volume	140	2019	60	0	2219	32	31	19	0	82	21	1447	98	0	1566	75	50	115	0	240
% App. Total	6.3	91	2.7	0		39	37.8	23.2	0		1.3	92.4	6.3	0		31.2	20.8	47.9	0	
PHF	.875	.860	.600	.000	.874	.889	.775	.679	.000	.820	.583	.980	.681	.000	.971	.893	.568	.871	.000	.800



Date 05/06/10

N-S Street College

E-W Street Columbia


Time AM

ICU 6

Name Steve G




2



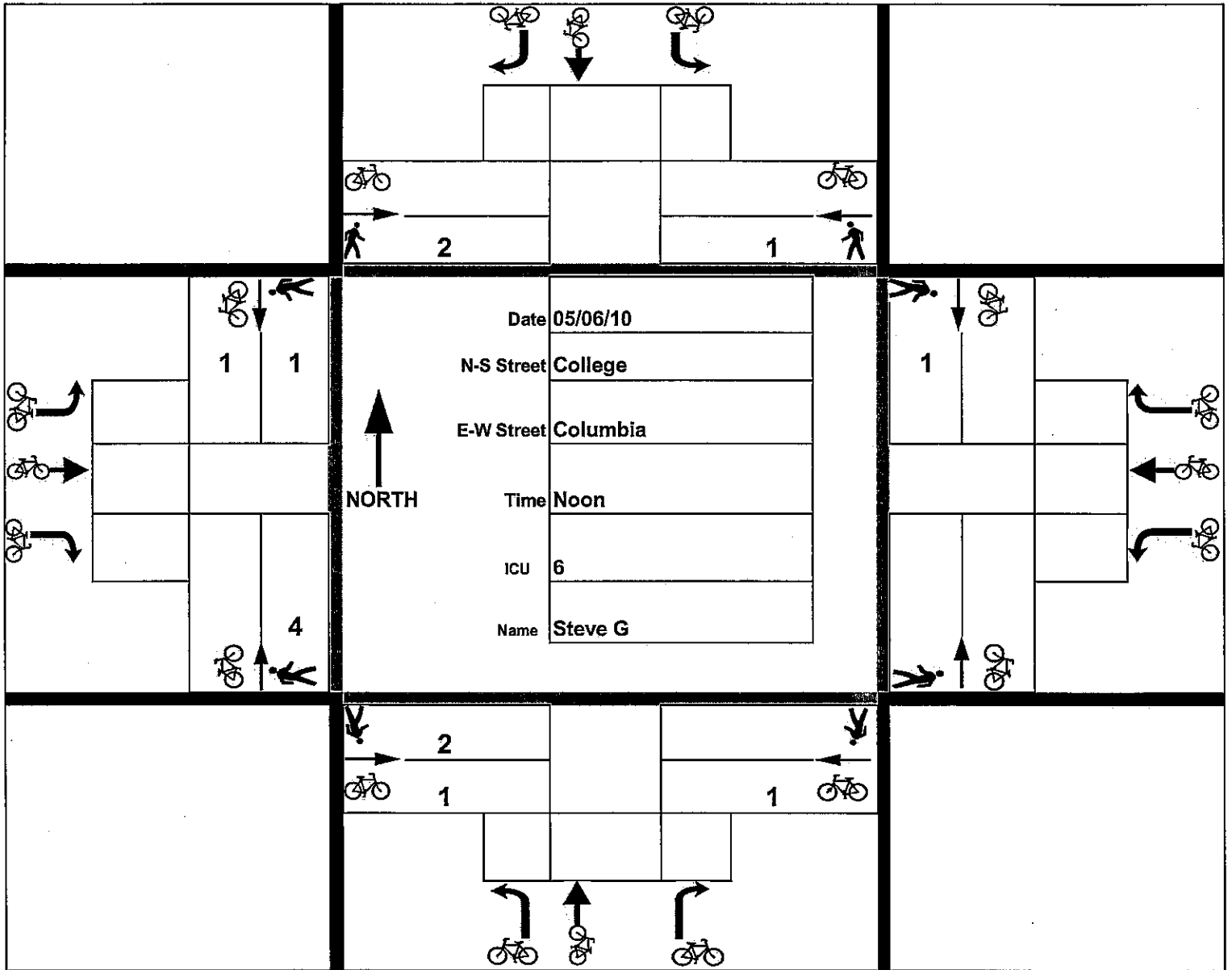
1

2



2





Date 05/06/10
 N-S Street College
 E-W Street Columbia
 Time Noon
 ICU 6
 Name Steve G

