

City of Fort Collins

626 Linden Street, PO Box 580
Fort Collins Co 80522-0580

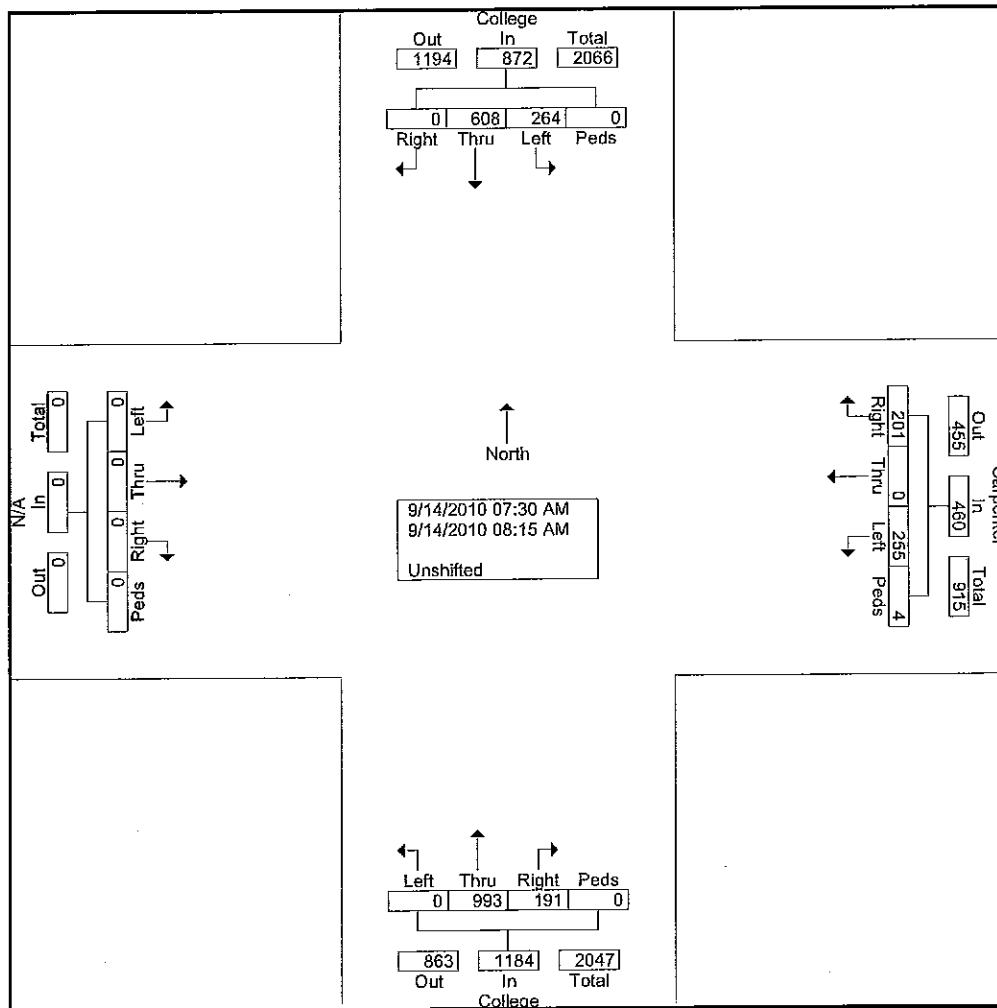
Turning Movement Study

North/South Street: College
East/West Street: Carpenter
Time: AM
ICU Number: 110

File Name : College & Carpenter 9-14-10
Site Code : 00000110
Start Date : 9/14/2010
Page No : 1

Groups Printed- Unshifted

Start Time	College Southbound					Carpenter Westbound					College Northbound					N/A Eastbound					Int. Total
	Right	Thru	Left	Peds	App. Total	Right	Thru	Left	Peds	App. Total	Right	Thru	Left	Peds	App. Total	Right	Thru	Left	Peds	App. Total	
07:30 AM	0	134	88	0	222	43	0	55	3	101	51	288	0	0	339	0	0	0	0	0	662
07:45 AM	0	198	71	0	269	47	0	67	1	115	51	275	0	0	326	0	0	0	0	0	710
Total	0	332	159	0	491	90	0	122	4	216	102	563	0	0	665	0	0	0	0	0	1372
08:00 AM	0	135	49	0	184	55	0	58	0	113	48	204	0	0	252	0	0	0	0	0	549
08:15 AM	0	141	56	0	197	56	0	75	0	131	41	226	0	0	267	0	0	0	0	0	595
Grand Total	0	608	264	0	872	201	0	255	4	460	191	993	0	0	1184	0	0	0	0	0	2516
Apprch %	0	69.7	30.3	0		43.7	0	55.4	0.9		16.1	83.9	0	0		0	0	0	0	0	
Total %	0	24.2	10.5	0	34.7	8	0	10.1	0.2	18.3	7.6	39.5	0	0	47.1	0	0	0	0	0	



City of Fort Collins

626 Linden Street, PO Box 580
Fort Collins Co 80522-0580

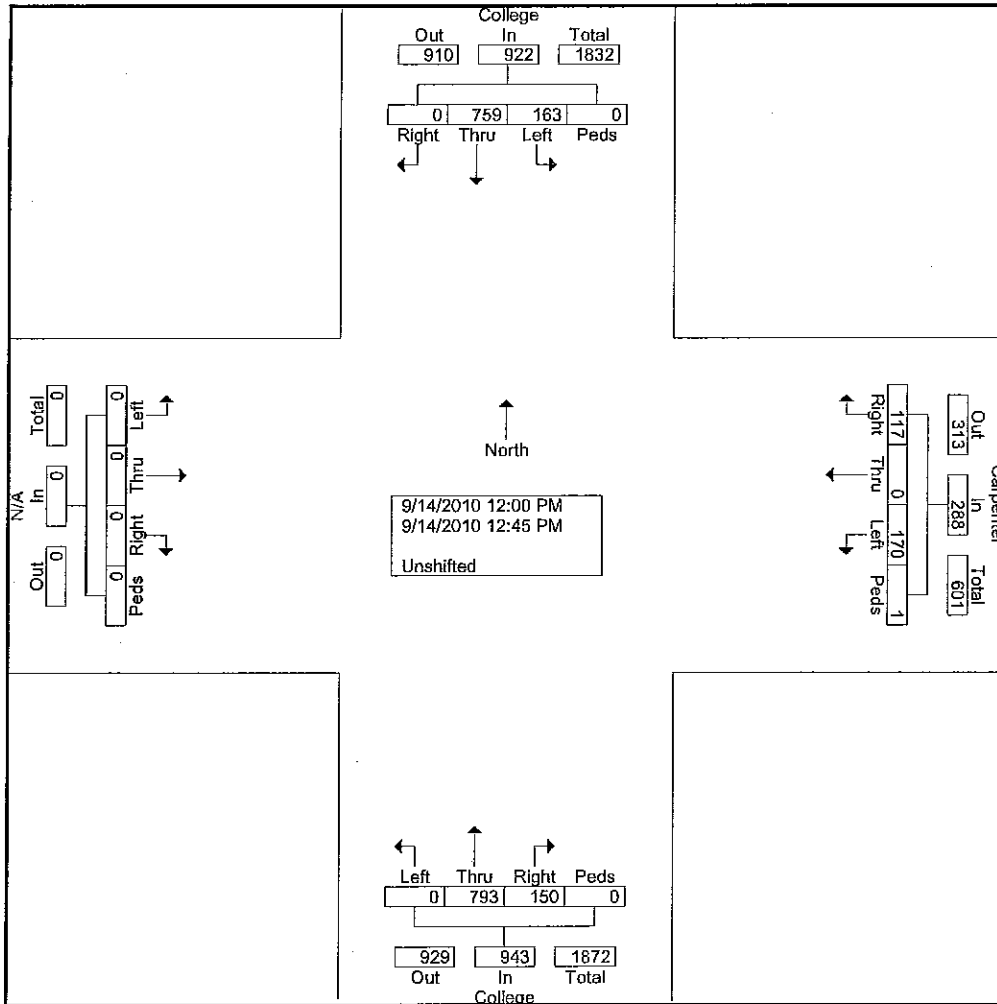
Turning Movement Study

North/South Street: College
East/West Street: Carpenter
Time: Noon
ICU Number: 110

File Name : College & Carpenter 9-14-10
Site Code : 00000110
Start Date : 9/14/2010
Page No : 1

Groups Printed- Unshifted

Start Time	College Southbound					Carpenter Westbound					College Northbound					N/A Eastbound					Int. Total
	Right	Thru	Left	Peds	App. Total	Right	Thru	Left	Peds	App. Total	Right	Thru	Left	Peds	App. Total	Right	Thru	Left	Peds	App. Total	
12:00 PM	0	158	39	0	197	28	0	41	1	70	31	178	0	0	209	0	0	0	0	0	476
12:15 PM	0	198	47	0	245	33	0	42	0	75	47	210	0	0	257	0	0	0	0	0	577
12:30 PM	0	201	40	0	241	34	0	47	0	81	29	195	0	0	224	0	0	0	0	0	546
12:45 PM	0	202	37	0	239	22	0	40	0	62	43	210	0	0	253	0	0	0	0	0	554
Total	0	759	163	0	922	117	0	170	1	288	150	793	0	0	943	0	0	0	0	0	2153
Grand Total	0	759	163	0	922	117	0	170	1	288	150	793	0	0	943	0	0	0	0	0	2153
Apprch %	0	82.3	17.7	0		40.6	0	59	0.3		15.9	84.1	0	0		0	0	0	0	0	
Total %	0	35.3	7.6	0	42.8	5.4	0	7.9	0	13.4	7	36.8	0	0	43.8	0	0	0	0	0	



City of Fort Collins

626 Linden Street, PO Box 580
Fort Collins Co 80522-0580

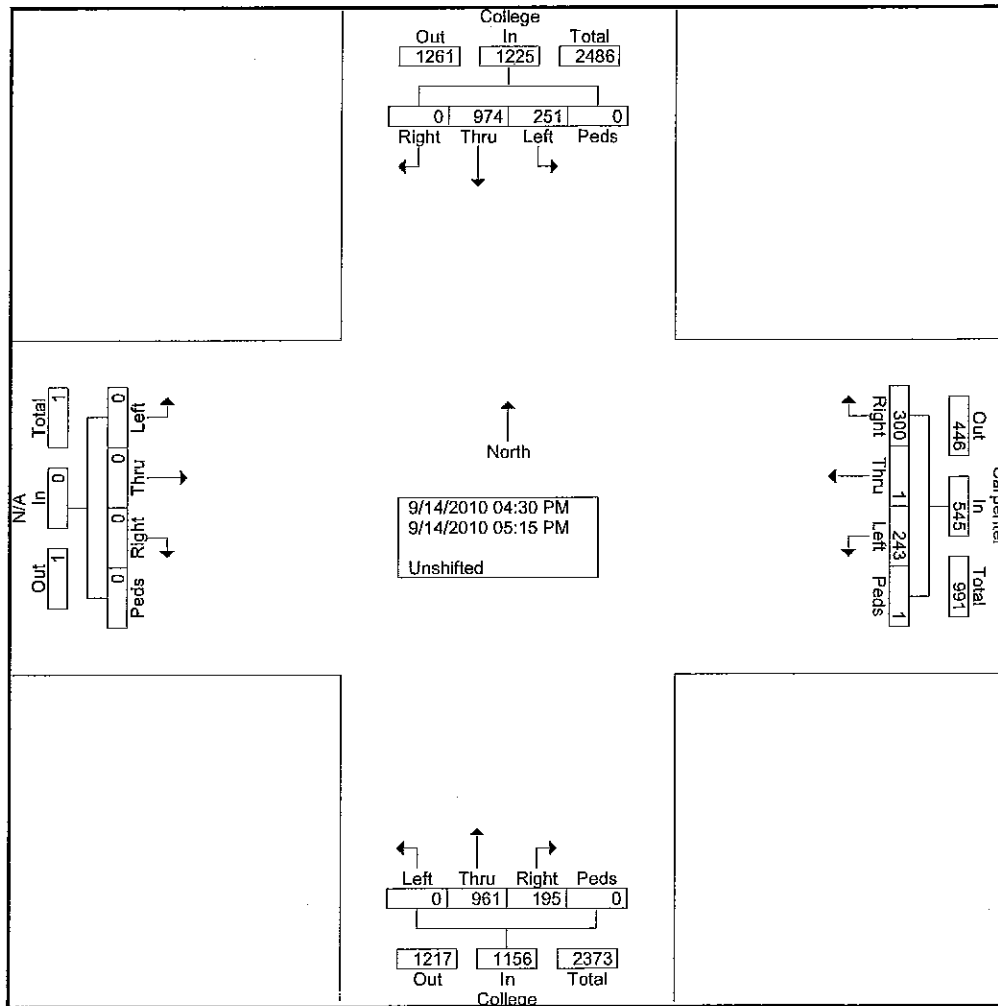
Turning Movement Study

North/South Street: College
East/West Street: Carpenter
Time: PM
ICU Number: 110

File Name : College & Carpenter 9-14-10
Site Code : 00000110
Start Date : 9/14/2010
Page No : 1

Groups Printed- Unshifted

Start Time	College Southbound					Carpenter Westbound					College Northbound					N/A Eastbound					Int. Total
	Right	Thru	Left	Peds	App. Total	Right	Thru	Left	Peds	App. Total	Right	Thru	Left	Peds	App. Total	Right	Thru	Left	Peds	App. Total	
04:30 PM	0	260	54	0	314	65	1	75	0	141	51	223	0	0	274	0	0	0	0	0	729
04:45 PM	0	228	68	0	296	80	0	46	0	126	44	245	0	0	289	0	0	0	0	0	711
Total	0	488	122	0	610	145	1	121	0	267	95	468	0	0	563	0	0	0	0	0	1440
05:00 PM	0	225	58	0	283	87	0	65	0	152	39	219	0	0	258	0	0	0	0	0	693
05:15 PM	0	261	71	0	332	68	0	57	1	126	61	274	0	0	335	0	0	0	0	0	793
Grand Total	0	974	251	0	1225	300	1	243	1	545	195	961	0	0	1156	0	0	0	0	0	2926
Approch %	0	79.5	20.5	0		55	0.2	44.6	0.2		16.9	83.1	0	0		0	0	0	0	0	
Total %	0	33.3	8.6	0	41.9	10.3	0	8.3	0	18.6	6.7	32.8	0	0	39.5	0	0	0	0	0	



City of Fort Collins

626 Linden Street, PO Box 580

Fort Collins Co 80522-0580

Turning Movement Study

File Name : College & Carpenter 9-14-10

Site Code : 00000110

Start Date : 9/14/2010

Page No : 2

Start Time	College Southbound					Carpenter Westbound					College Northbound					N/A Eastbound					Int. Total
	Right	Thru	Left	Peds	App. Total	Right	Thru	Left	Peds	App. Total	Right	Thru	Left	Peds	App. Total	Right	Thru	Left	Peds	App. Total	

Peak Hour Analysis From 07:30 AM to 08:15 AM - Peak 1 of 1

Peak Hour for Each Approach Begins at:

	07:30 AM					07:30 AM					07:30 AM					07:30 AM				
+0 mins.	0	134	88	0	222	43	0	55	3	101	51	288	0	0	339	0	0	0	0	0
+15 mins.	0	198	71	0	269	47	0	67	1	115	51	275	0	0	326	0	0	0	0	0
+30 mins.	0	135	49	0	184	55	0	58	0	113	48	204	0	0	252	0	0	0	0	0
+45 mins.	0	141	56	0	197	56	0	75	0	131	41	226	0	0	267	0	0	0	0	0
Total Volume	0	608	264	0	872	201	0	255	4	460	191	993	0	0	1184	0	0	0	0	0
% App. Total	0	69.7	30.3	0		43.7	0	55.4	0.9		16.1	83.9	0	0		0	0	0	0	
PHF	.000	.768	.750	.000	.810	.897	.000	.850	.333	.878	.936	.862	.000	.000	.873	.000	.000	.000	.000	.000

Peak Hour Analysis From 12:00 PM to 12:45 PM - Peak 1 of 1

Peak Hour for Each Approach Begins at:























	12:00 PM					12:00 PM					12:00 PM					12:00 PM				
+0 mins.	0	158	39	0	197	28	0	41	1	70	31	178	0	0	209	0	0	0	0	0
+15 mins.	0	198	47	0	245	33	0	42	0	75	47	210	0	0	257	0	0	0	0	0
+30 mins.	0	201	40	0	241	34	0	47	0	81	29	195	0	0	224	0	0	0	0	0
+45 mins.	0	202	37	0	239	22	0	40	0	62	43	210	0	0	253	0	0	0	0	0
Total Volume	0	759	163	0	922	117	0	170	1	288	150	793	0	0	943	0	0	0	0	0
% App. Total	0	82.	17.	0		40.	0	59	0.3		15.	84.	0	0		0	0	0	0	
		3	7			6					9	1								
PHF	.00	.93	.86	.00	.941	.86	.00	.90	.25	.889	.79	.94	.00	.00	.917	.00	.00	.00	.00	.000
	0	9	7	0		0	0	4	0		8	4	0	0		0	0	0	0	

Peak Hour Analysis From 04:30 PM to 05:15 PM - Peak 1 of 1

Peak Hour for Each Approach Begins at:

	04:30 PM					04:30 PM					04:30 PM					04:30 PM				
+0 mins.	0	260	54	0	314	65	1	75	0	141	51	223	0	0	274	0	0	0	0	0
+15 mins.	0	228	68	0	296	80	0	46	0	126	44	245	0	0	289	0	0	0	0	0
+30 mins.	0	225	58	0	283	87	0	65	0	152	39	219	0	0	258	0	0	0	0	0
+45 mins.	0	261	71	0	332	68	0	57	1	126	61	274	0	0	335	0	0	0	0	0
Total Volume	0	974	251	0	1225	300	1	243	1	545	195	961	0	0	1156	0	0	0	0	0
% App. Total	0	79.5	20.5	0		55	0.2	44.6	0.2		16.9	83.1	0	0		0	0	0	0	
PHF	.000	.933	.884	.000	.922	.862	.250	.810	.250	.896	.799	.877	.000	.000	.863	.000	.000	.000	.000	.000

Bicycle - Pedestrian Input Form

<div style="border: 1px solid black; padding: 2px; margin-bottom: 10px;">Record Numb 179</div> <h2 style="text-align: center; margin: 0;">AM</h2>	 <table style="margin: 0 auto; border-collapse: collapse;"> <tr> <td style="border: 1px solid black; width: 30px; text-align: center;">0</td> <td style="border: 1px solid black; width: 30px; text-align: center;">2</td> <td style="border: 1px solid black; width: 30px; text-align: center;">0</td> </tr> </table>	0	2	0										
0	2	0												
 0  0	 0  0													
 0  0  0  0  0	 NORTH	 0  0  0  0  0  0  0												
<table style="margin: 0 auto; border-collapse: collapse;"> <tr> <td style="padding-right: 10px;">Date</td> <td>Tuesday, September 14, 2010</td> </tr> <tr> <td style="padding-right: 10px;">N-S Street</td> <td>College</td> </tr> <tr> <td style="padding-right: 10px;">E-W Street</td> <td>Carpenter</td> </tr> <tr> <td style="padding-right: 10px;">Time</td> <td>AM</td> </tr> <tr> <td style="padding-right: 10px;">ICU</td> <td>110</td> </tr> <tr> <td style="padding-right: 10px;">Name</td> <td>JR</td> </tr> </table>			Date	Tuesday, September 14, 2010	N-S Street	College	E-W Street	Carpenter	Time	AM	ICU	110	Name	JR
Date	Tuesday, September 14, 2010													
N-S Street	College													
E-W Street	Carpenter													
Time	AM													
ICU	110													
Name	JR													
 0  0	 0  0													
<table style="margin: 0 auto; border-collapse: collapse;"> <tr> <td style="border: 1px solid black; width: 30px; text-align: center;">0</td> <td style="border: 1px solid black; width: 30px; text-align: center;">1</td> <td style="border: 1px solid black; width: 30px; text-align: center;">0</td> </tr> </table>			0	1	0									
0	1	0												
