

City of Fort Collins

626 Linden Street, PO Box 580
Fort Collins Co 80522-0580

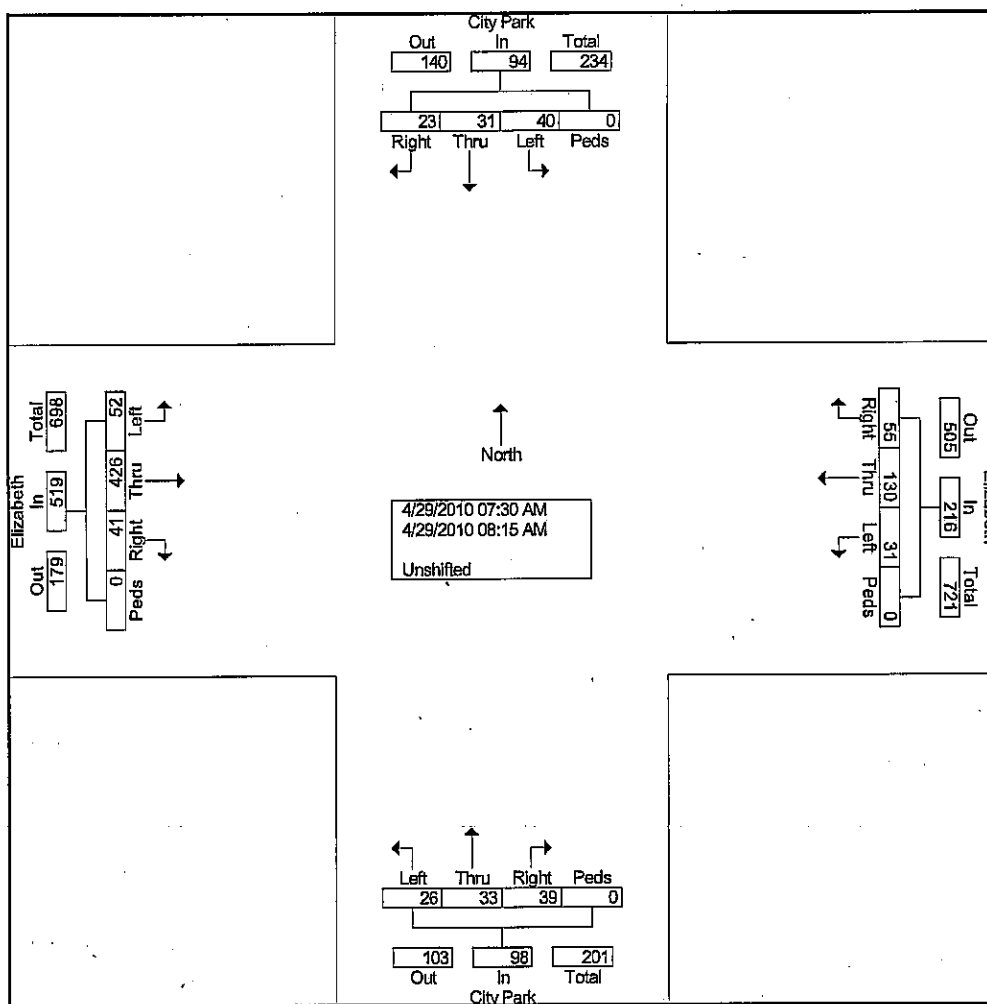
Turning Movement Study

North/South Street: City Park
East/West Street: Elizabeth
Time: AM
ICU Number: 114

File Name : City Park & Elizabeth 4-29-10
Site Code : 00000114
Start Date : 4/29/2010
Page No : 1

Groups Printed- Unshifted

Start Time	City Park Southbound					Elizabeth Westbound					City Park Northbound					Elizabeth Eastbound					Int. Total
	Right	Thru	Left	Peds	App. Total	Right	Thru	Left	Peds	App. Total	Right	Thru	Left	Peds	App. Total	Right	Thru	Left	Peds	App. Total	
07:30 AM	5	4	11	0	20	19	22	4	0	45	8	12	5	0	25	14	124	14	0	152	242
07:45 AM	6	7	12	0	25	16	35	16	0	67	13	10	8	0	31	14	156	18	0	188	311
Total	11	11	23	0	45	35	57	20	0	112	21	22	13	0	56	28	280	32	0	340	553
08:00 AM	4	10	10	0	24	13	37	4	0	54	9	8	5	0	22	7	80	8	0	95	195
08:15 AM	8	10	7	0	25	7	36	7	0	50	9	3	8	0	20	6	66	12	0	84	179
Grand Total	23	31	40	0	94	55	130	31	0	216	39	33	26	0	98	41	426	52	0	519	927
Apprch %	24.5	33	42.6	0		25.5	60.2	14.4	0		39.8	33.7	26.5	0		7.9	82.1	10	0		
Total %	2.5	3.3	4.3	0	10.1	5.9	14	3.3	0	23.3	4.2	3.6	2.8	0	10.6	4.4	46	5.6	0	56	



City of Fort Collins

626 Linden Street, PO Box 580
Fort Collins Co 80522-0580

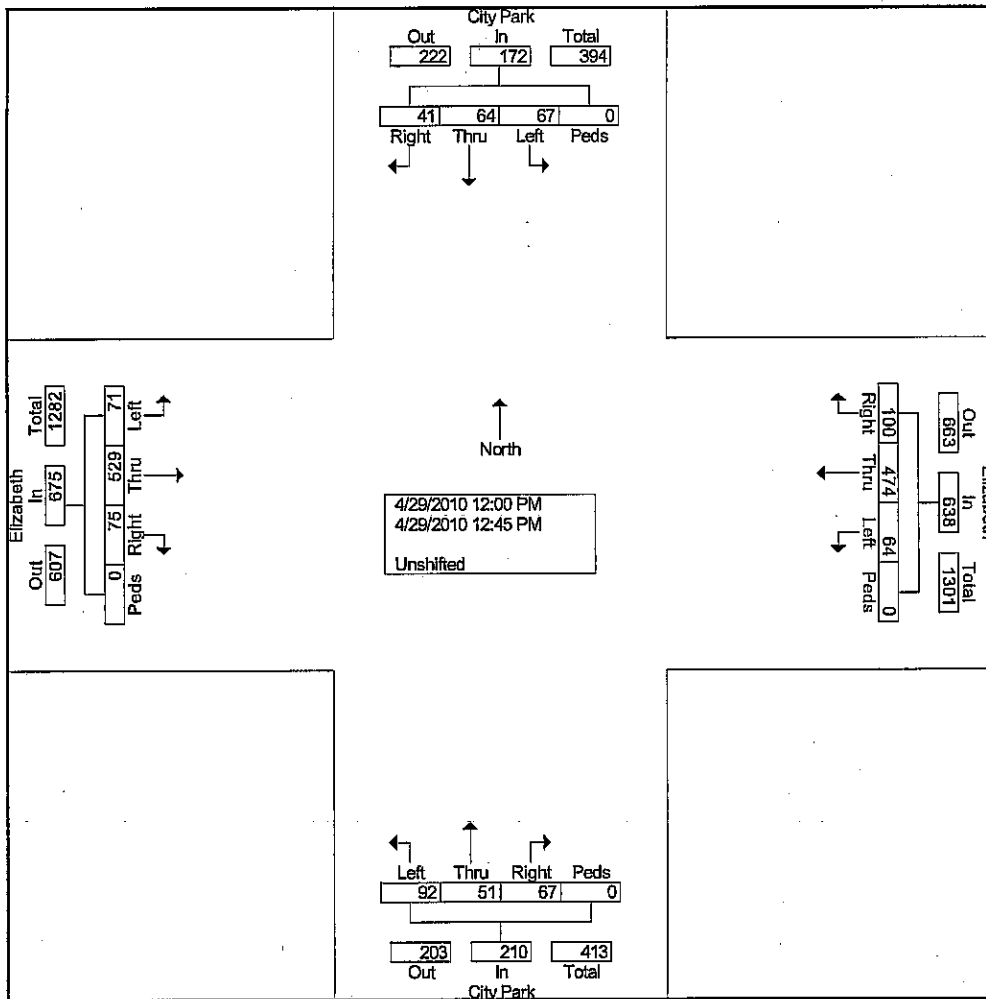
Turning Movement Study

North/South Street: City Park
East/West Street: Elizabeth
Time: Noon
ICU Number: 114

File Name : City Park & Elizabeth 4-29-10
Site Code : 00000114
Start Date : 4/29/2010
Page No : 1

Groups Printed- Unshifted

Start Time	City Park Southbound					Elizabeth Westbound					City Park Northbound					Elizabeth Eastbound					Int. Total
	Right	Thru	Left	Peds	App. Total	Right	Thru	Left	Peds	App. Total	Right	Thru	Left	Peds	App. Total	Right	Thru	Left	Peds	App. Total	
12:00 PM	8	16	14	0	38	29	121	18	0	168	17	7	22	0	46	22	147	13	0	182	434
12:15 PM	10	12	13	0	35	24	124	10	0	158	16	16	27	0	59	13	107	23	0	143	395
12:30 PM	14	14	21	0	49	28	132	19	0	179	19	12	13	0	44	23	135	16	0	174	446
12:45 PM	9	22	19	0	50	19	97	17	0	133	15	16	30	0	61	17	140	19	0	176	420
Total	41	64	67	0	172	100	474	64	0	638	67	51	92	0	210	75	529	71	0	675	1695
Grand Total	41	64	67	0	172	100	474	64	0	638	67	51	92	0	210	75	529	71	0	675	1695
Apprch %	23.8	37.2	39	0		15.7	74.3	10	0		31.9	24.3	43.8	0		11.1	78.4	10.5	0		
Total %	2.4	3.8	4	0	10.1	5.9	28	3.8	0	37.6	4	3	5.4	0	12.4	4.4	31.2	4.2	0	39.8	



City of Fort Collins

626 Linden Street, PO Box 580

Fort Collins Co 80522-0580

Turning Movement Study

North/South Street: City Park

East/West Street: Elizabeth

Time: PM

ICU Number: 114

File Name : City Park & Elizabeth 4-29-10

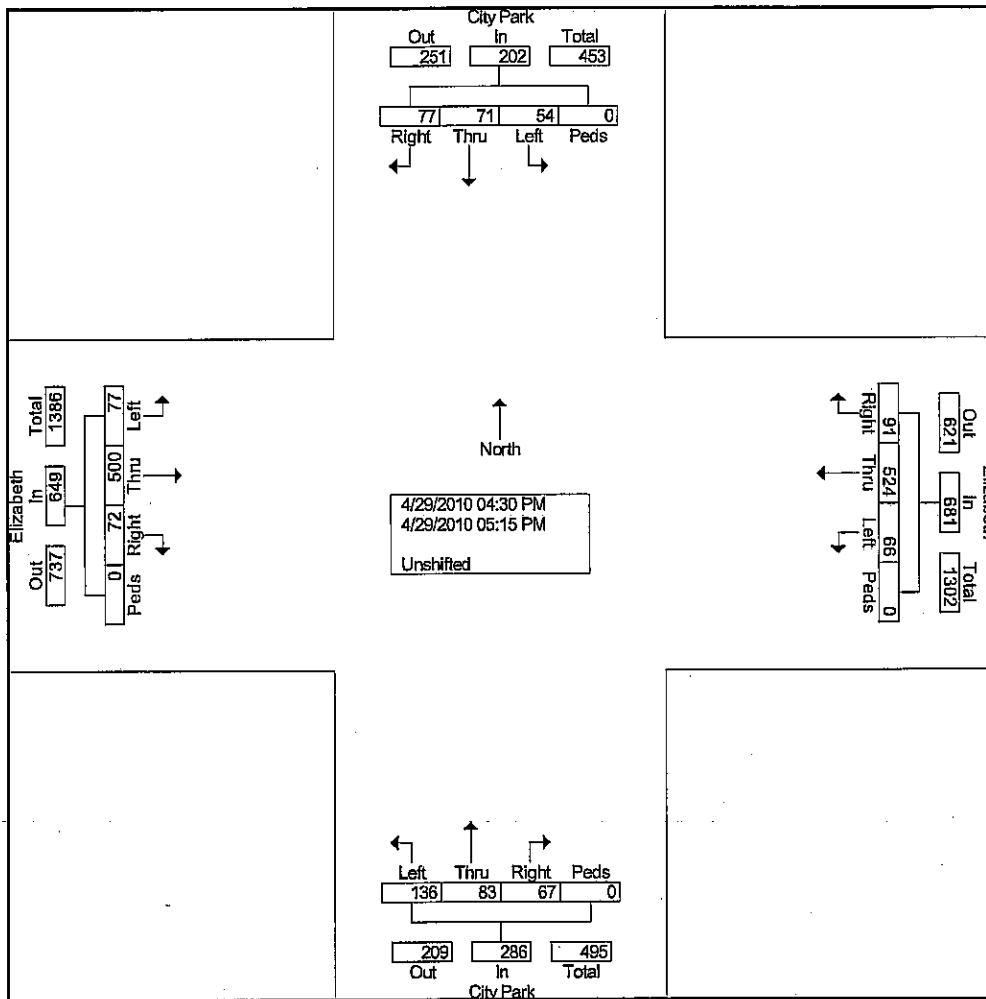
Site Code : 00000114

Start Date : 4/29/2010

Page No : 1

Groups Printed- Unshifted

Start Time	City Park Southbound					Elizabeth Westbound					City Park Northbound					Elizabeth Eastbound					Int. Total
	Right	Thru	Left	Peds	App. Total	Right	Thru	Left	Peds	App. Total	Right	Thru	Left	Peds	App. Total	Right	Thru	Left	Peds	App. Total	
04:30 PM	25	16	12	0	53	28	102	20	0	150	16	14	30	0	60	16	133	18	0	167	430
04:45 PM	18	15	16	0	49	29	135	16	0	180	20	25	41	0	86	25	128	17	0	170	485
Total	43	31	28	0	102	57	237	36	0	330	36	39	71	0	146	41	261	35	0	337	915
05:00 PM	15	22	15	0	52	17	149	12	0	178	15	18	31	0	64	15	125	23	0	163	457
05:15 PM	19	18	11	0	48	17	138	18	0	173	16	26	34	0	76	16	114	19	0	149	446
Grand Total	77	71	54	0	202	91	524	66	0	681	67	83	136	0	286	72	500	77	0	649	1818
Apprch %	38.1	35.1	26.7	0		13.4	76.9	9.7	0		23.4	29	47.6	0		11.1	77	11.9	0		
Total %	4.2	3.9	3	0	11.1	5	28.8	3.6	0	37.5	3.7	4.6	7.5	0	15.7	4	27.5	4.2	0	35.7	



City of Fort Collins

626 Linden Street, PO Box 580
Fort Collins Co 80522-0580
Turning Movement Study

File Name : City Park & Elizabeth 4-29-10
Site Code : 00000114
Start Date : 4/29/2010
Page No : 2

	City Park Southbound					Elizabeth Westbound					City Park Northbound					Elizabeth Eastbound					
Start Time	Right	Thru	Left	Peds	App. Total	Right	Thru	Left	Peds	App. Total	Right	Thru	Left	Peds	App. Total	Right	Thru	Left	Peds	App. Total	Int. Total
Peak Hour Analysis From 07:30 AM to 08:15 AM - Peak 1 of 1																					
Peak Hour for Each Approach Begins at:																					
	07:30 AM					07:30 AM					07:30 AM					07:30 AM					
+0 mins.	5	4	11	0	20	19	22	4	0	45	8	12	5	0	25	14	124	14	0	152	
+15 mins.	6	7	12	0	25	16	35	16	0	67	13	10	8	0	31	14	156	18	0	188	
+30 mins.	4	10	10	0	24	13	37	4	0	54	9	8	5	0	22	7	80	8	0	95	
+45 mins.	8	10	7	0	25	7	36	7	0	50	9	3	8	0	20	6	66	12	0	84	
Total Volume	23	31	40	0	94	55	130	31	0	216	39	33	26	0	98	41	426	52	0	519	
% App. Total	24.5	33	42.6	0		25.5	60.2	14.4	0		39.8	33.7	26.5	0		7.9	82.1	10	0		
PHF	.719	.775	.833	.000	.940	.724	.878	.484	.000	.806	.750	.688	.813	.000	.790	.732	.683	.722	.000	.690	
Peak Hour Analysis From 12:00 PM to 12:45 PM - Peak 1 of 1																					
Peak Hour for Each Approach Begins at:																					
	12:00 PM					12:00 PM					12:00 PM					12:00 PM					
+0 mins.	8	16	14	0	38	29	121	18	0	168	17	7	22	0	46	22	147	13	0	182	
+15 mins.	10	12	13	0	35	24	124	10	0	158	16	16	27	0	59	13	107	23	0	143	
+30 mins.	14	14	21	0	49	28	132	19	0	179	19	12	13	0	44	23	135	16	0	174	
+45 mins.	9	22	19	0	50	19	97	17	0	133	15	16	30	0	61	17	140	19	0	176	
Total Volume	41	64	67	0	172	100	474	64	0	638	67	51	92	0	210	75	529	71	0	675	
% App. Total	23.8	37.2	39	0		15.7	74.3	10	0		31.9	24.3	43.8	0		11.1	78.4	10.5	0		
PHF	.732	.727	.798	.000	.860	.862	.898	.842	.000	.891	.882	.797	.767	.000	.861	.815	.900	.772	.000	.927	
Peak Hour Analysis From 04:30 PM to 05:15 PM - Peak 1 of 1																					
Peak Hour for Each Approach Begins at:																					
	04:30 PM					04:30 PM					04:30 PM					04:30 PM					
+0 mins.	25	16	12	0	53	28	102	20	0	150	16	14	30	0	60	16	133	18	0	167	
+15 mins.	18	15	16	0	49	29	135	16	0	180	20	25	41	0	86	25	128	17	0	170	
+30 mins.	15	22	15	0	52	17	149	12	0	178	15	18	31	0	64	15	125	23	0	163	
+45 mins.	19	18	11	0	48	17	138	18	0	173	16	26	34	0	76	16	114	19	0	149	
Total Volume	77	71	54	0	202	91	524	66	0	681	67	83	136	0	286	72	500	77	0	649	
% App. Total	38.1	35.1	26.7	0		13.4	76.9	9.7	0		23.4	29	47.6	0		11.1	77	11.9	0		
PHF	.770	.807	.844	.000	.953	.784	.879	.825	.000	.946	.838	.798	.829	.000	.831	.720	.940	.837	.000	.954	

