

# City of Fort Collins

PO Box 580 80522-580

Fort Collins CO

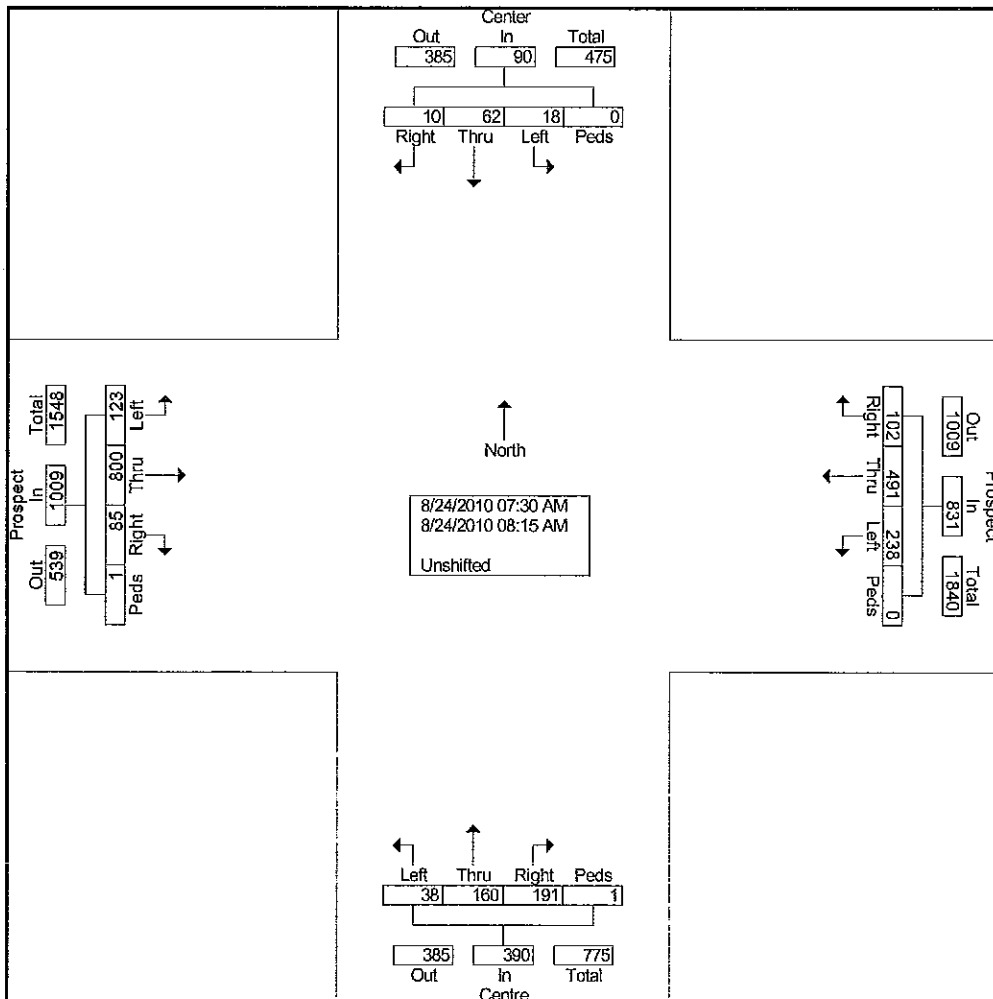
## Turning Movement Study

North/South Street: Centre  
 East/West Street: Prospect  
 Time: AM  
 ICU Number: 84

File Name : Centre & Prospect 8-24-10  
 Site Code : 00000084  
 Start Date : 8/24/2010  
 Page No : 1

### Groups Printed- Unshifted

Start Time	Center Southbound					Prospect Westbound					Centre Northbound					Prospect Eastbound					Int. Total
	Right	Thru	Left	Peds	App. Total	Right	Thru	Left	Peds	App. Total	Right	Thru	Left	Peds	App. Total	Right	Thru	Left	Peds	App. Total	
07:30 AM	2	13	5	0	20	32	122	69	0	223	44	50	10	1	105	23	180	31	1	235	583
07:45 AM	1	20	6	0	27	35	135	62	0	232	60	51	7	0	118	25	253	60	0	338	715
Total	3	33	11	0	47	67	257	131	0	455	104	101	17	1	223	48	433	91	1	573	1298
08:00 AM	1	15	4	0	20	11	110	64	0	185	49	33	3	0	85	19	185	20	0	224	514
08:15 AM	6	14	3	0	23	24	124	43	0	191	38	26	18	0	82	18	182	12	0	212	508
Grand Total	10	62	18	0	90	102	491	238	0	831	191	160	38	1	390	85	800	123	1	1009	2320
Approch %	11.1	68.9	20	0		12.3	59.1	28.6	0		49	41	9.7	0.3		8.4	79.3	12.2	0.1		
Total %	0.4	2.7	0.8	0	3.9	4.4	21.2	10.3	0	35.8	8.2	6.9	1.6	0	16.8	3.7	34.5	5.3	0	43.5	



# City of Fort Collins

PO Box 580 80522-580

Fort Collins CO

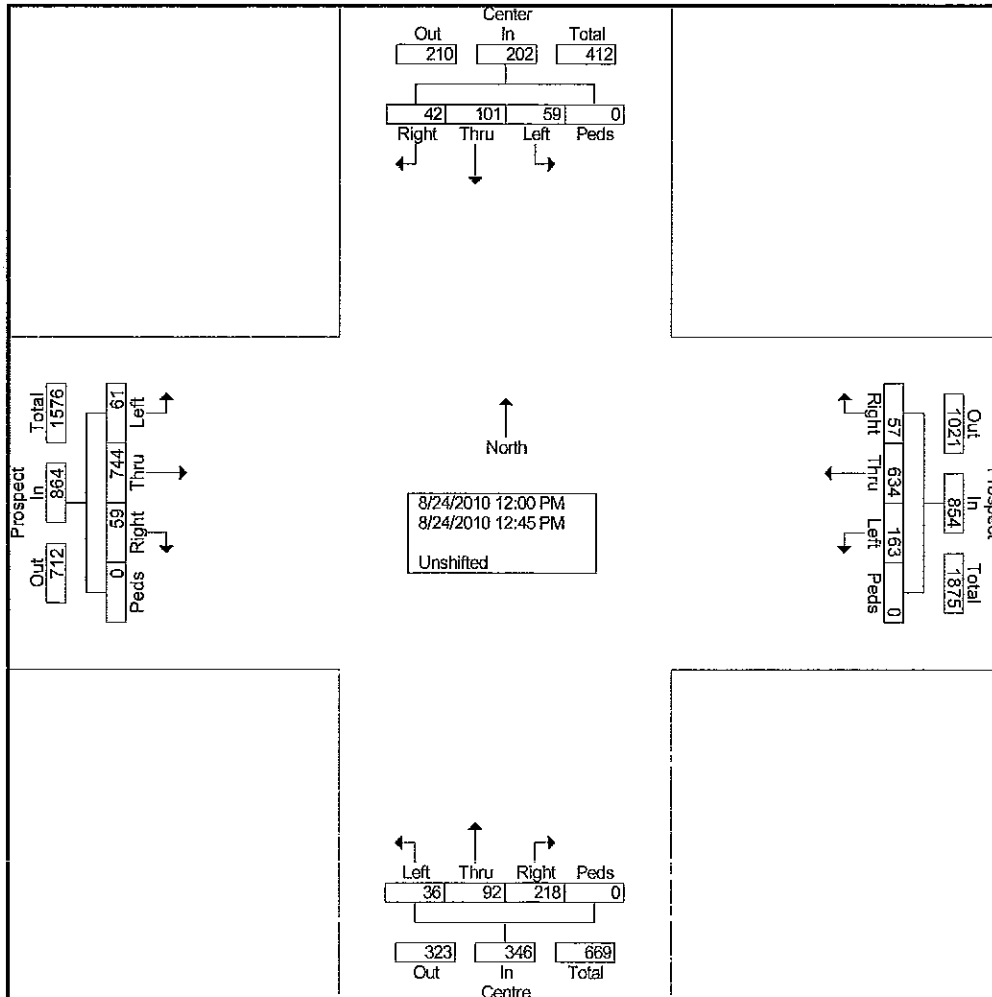
## Turning Movement Study

North/South Street: Centre  
 East/West Street: Prospect  
 Time: Noon  
 ICU Number: 84

File Name : Centre & Prospect 8-24-10  
 Site Code : 00000084  
 Start Date : 8/24/2010  
 Page No : 1

### Groups Printed- Unshifted

Start Time	Center Southbound					Prospect Westbound					Centre Northbound					Prospect Eastbound					Int. Total
	Right	Thru	Left	Peds	App. Total	Right	Thru	Left	Peds	App. Total	Right	Thru	Left	Peds	App. Total	Right	Thru	Left	Peds	App. Total	
12:00 PM	13	27	15	0	55	13	179	38	0	230	49	18	14	0	81	12	187	13	0	212	578
12:15 PM	13	28	9	0	50	16	153	36	0	205	74	21	11	0	106	11	155	17	0	183	544
12:30 PM	7	18	16	0	41	9	153	48	0	210	45	24	7	0	76	14	191	10	0	215	542
12:45 PM	9	28	19	0	56	19	149	41	0	209	50	29	4	0	83	22	211	21	0	254	602
Total	42	101	59	0	202	57	634	163	0	854	218	92	36	0	346	59	744	61	0	864	2266
Grand Total	42	101	59	0	202	57	634	163	0	854	218	92	36	0	346	59	744	61	0	864	2266
Approch %	20.8	50	29.2	0		6.7	74.2	19.1	0		63	26.6	10.4	0		6.8	86.1	7.1	0		
Total %	1.9	4.5	2.6	0	8.9	2.5	28	7.2	0	37.7	9.6	4.1	1.6	0	15.3	2.6	32.8	2.7	0	38.1	



# City of Fort Collins

PO Box 580 80522-580

Fort Collins CO

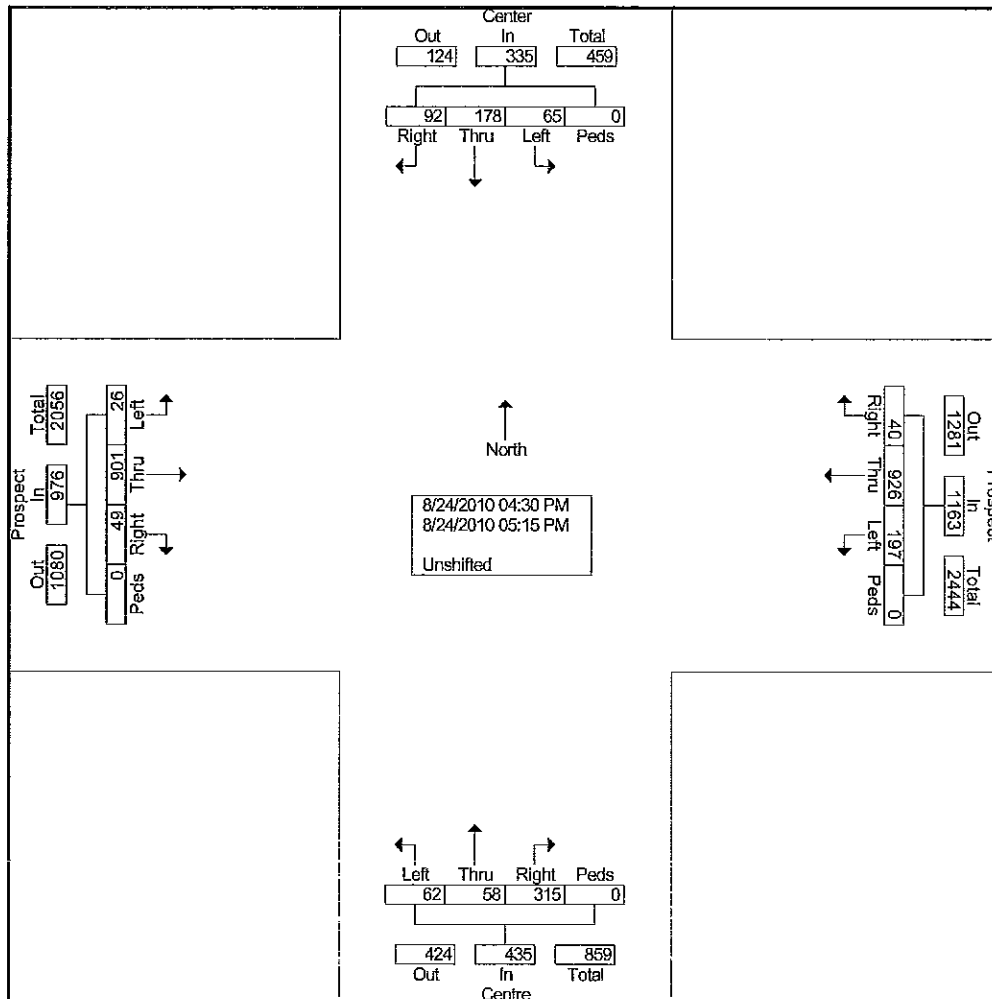
## Turning Movement Study

North/South Street: Centre  
 East/West Street: Prospect  
 Time: PM  
 ICU Number: 84

File Name : Centre & Prospect 8-24-10  
 Site Code : 00000084  
 Start Date : 8/24/2010  
 Page No : 1

### Groups Printed- Unshifted

Start Time	Center Southbound					Prospect Westbound					Centre Northbound					Prospect Eastbound					Int. Total
	Right	Thru	Left	Peds	App. Total	Right	Thru	Left	Peds	App. Total	Right	Thru	Left	Peds	App. Total	Right	Thru	Left	Peds	App. Total	
04:30 PM	20	50	14	0	84	26	223	43	0	292	70	10	19	0	99	5	220	5	0	230	705
04:45 PM	27	40	22	0	89	5	230	52	0	287	98	16	13	0	127	15	229	10	0	254	757
Total	47	90	36	0	173	31	453	95	0	579	168	26	32	0	226	20	449	15	0	484	1462
05:00 PM	17	40	19	0	76	7	243	43	0	293	60	18	15	0	93	17	237	4	0	258	720
05:15 PM	28	48	10	0	86	2	230	59	0	291	87	14	15	0	116	12	215	7	0	234	727
Grand Total	92	178	65	0	335	40	926	197	0	1163	315	58	62	0	435	49	901	26	0	976	2909
Apprch %	27.5	53.1	19.4	0		3.4	79.6	16.9	0		72.4	13.3	14.3	0		5	92.3	2.7	0		
Total %	3.2	6.1	2.2	0	11.5	1.4	31.8	6.8	0	40	10.8	2	2.1	0	15	1.7	31	0.9	0	33.6	



# City of Fort Collins

PO Box 580 80522-580

Fort Collins CO

## Turning Movement Study

File Name : Centre & Prospect 8-24-10

Site Code : 00000084

Start Date : 8/24/2010

Page No : 2

Start Time	Center Southbound					Prospect Westbound					Centre Northbound					Prospect Eastbound					Int. Total
	Right	Thru	Left	Peds	App. Total	Right	Thru	Left	Peds	App. Total	Right	Thru	Left	Peds	App. Total	Right	Thru	Left	Peds	App. Total	

Peak Hour Analysis From 07:30 AM to 08:15 AM - Peak 1 of 1

Peak Hour for Each Approach Begins at:

	07:30 AM					07:30 AM					07:30 AM					07:30 AM				
+0 mins.	2	13	5	0	20	32	122	69	0	223	44	50	10	1	105	23	180	31	1	235
+15 mins.	1	20	6	0	27	35	135	62	0	232	60	51	7	0	118	25	253	60	0	338
+30 mins.	1	15	4	0	20	11	110	64	0	185	49	33	3	0	85	19	185	20	0	224
+45 mins.	6	14	3	0	23	24	124	43	0	191	38	26	18	0	82	18	182	12	0	212
Total Volume	10	62	18	0	90	102	491	238	0	831	191	160	38	1	390	85	800	123	1	1009
% App. Total	11.1	68.9	20	0		12.3	59.1	28.6	0		49	41	9.7	0.3		8.4	79.3	12.2	0.1	
PHF	.417	.775	.750	.000	.833	.729	.909	.862	.000	.895	.796	.784	.528	.250	.826	.850	.791	.513	.250	.746

Peak Hour Analysis From 12:00 PM to 12:45 PM - Peak 1 of 1

Peak Hour for Each Approach Begins at:

	12:00 PM					12:00 PM					12:00 PM					12:00 PM				
+0 mins.	13	27	15	0	55	13	179	38	0	230	49	18	14	0	81	12	187	13	0	212
+15 mins.	13	28	9	0	50	16	153	36	0	205	74	21	11	0	106	11	155	17	0	183
+30 mins.	7	18	16	0	41	9	153	48	0	210	45	24	7	0	76	14	191	10	0	215
+45 mins.	9	28	19	0	56	19	149	41	0	209	50	29	4	0	83	22	211	21	0	254
Total Volume	42	101	59	0	202	57	634	163	0	854	218	92	36	0	346	59	744	61	0	864
% App. Total	20.8	50	29.2	0		6.7	74.2	19.1	0		63	26.6	10.4	0		6.8	86.1	7.1	0	
PHF	.808	.902	.776	.000	.902	.750	.885	.849	.000	.928	.736	.793	.643	.000	.816	.670	.882	.726	.000	.850

Peak Hour Analysis From 04:30 PM to 05:15 PM - Peak 1 of 1

Peak Hour for Each Approach Begins at:

	04:30 PM					04:30 PM					04:30 PM					04:30 PM				
+0 mins.	20	50	14	0	84	26	223	43	0	292	70	10	19	0	99	5	220	5	0	230
+15 mins.	27	40	22	0	89	5	230	52	0	287	98	16	13	0	127	15	229	10	0	254
+30 mins.	17	40	19	0	76	7	243	43	0	293	60	18	15	0	93	17	237	4	0	258
+45 mins.	28	48	10	0	86	2	230	59	0	291	87	14	15	0	116	12	215	7	0	234
Total Volume	92	178	65	0	335	40	926	197	0	1163	315	58	62	0	435	49	901	26	0	976
% App. Total	27.5	53.1	19.4	0		3.4	79.6	16.9	0		72.4	13.3	14.3	0		5	92.3	2.7	0	
PHF	.821	.890	.739	.000	.941	.385	.953	.835	.000	.992	.804	.806	.816	.000	.856	.721	.950	.650	.000	.946

# Bicycle - Pedestrian Input Form

Record Numb 143			
<b>AM</b>			

Date: Tuesday, August 24, 2010

N-S Street: Centre

E-W Street: Prospect

Time: AM

ICU: 84

Name: JR

NORTH ↑

