

City of Fort Collins

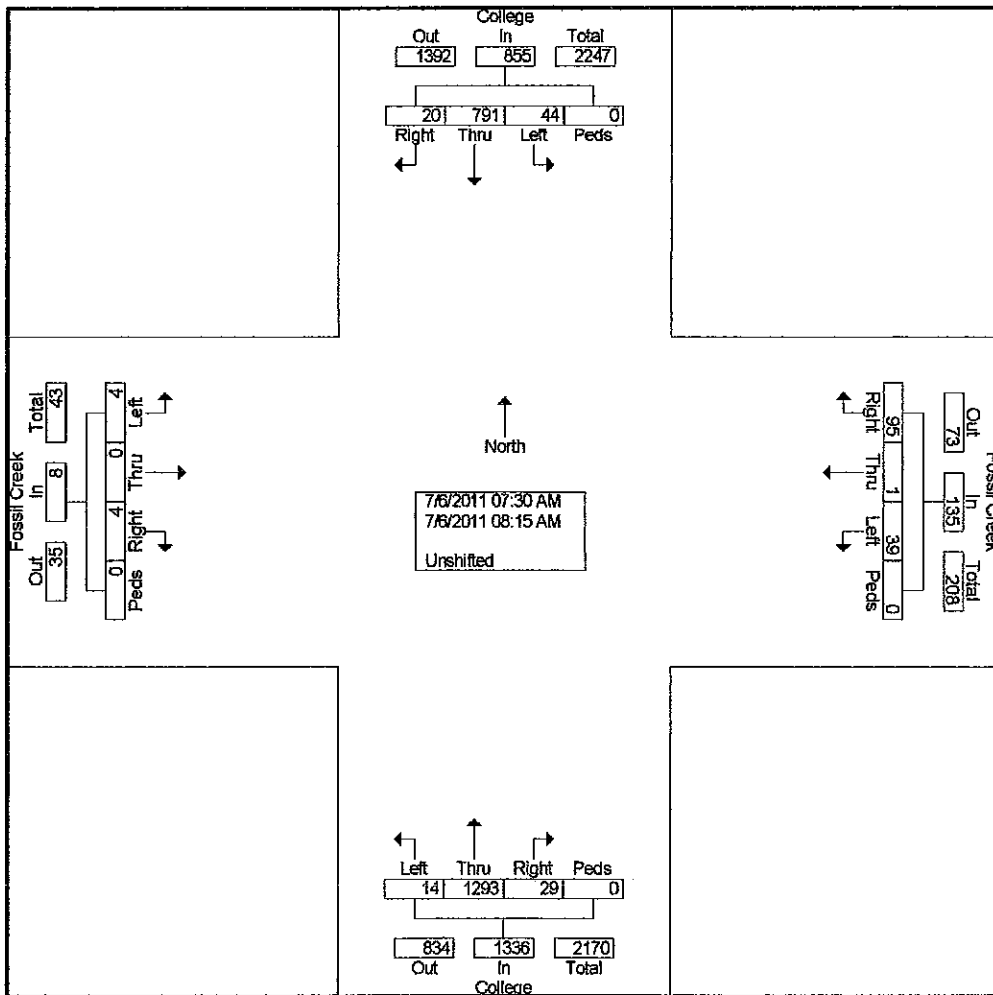
PO Box 580
Fort Collins, Co 80522
Turning Movement Study

North/South Street: College
East/West Street: Fossil Creek
Time: AM
ICU Number: 117

File Name : College & Fossil Creek 07-06-11
Site Code : 00000117
Start Date : 7/6/2011
Page No : 1

Groups Printed- Unshifted

Start Time	College Southbound					Fossil Creek Westbound					College Northbound					Fossil Creek Eastbound					Int. Total
	Right	Thru	Left	Peds	App. Total	Right	Thru	Left	Peds	App. Total	Right	Thru	Left	Peds	App. Total	Right	Thru	Left	Peds	App. Total	
07:30 AM	1	185	7	0	193	21	1	9	0	31	4	321	2	0	327	0	0	1	0	1	552
07:45 AM	4	219	13	0	236	23	0	8	0	31	10	380	2	0	392	0	0	1	0	1	660
Total	5	404	20	0	429	44	1	17	0	62	14	701	4	0	719	0	0	2	0	2	1212
08:00 AM	11	181	12	0	204	26	0	13	0	39	10	295	8	0	311	3	0	1	0	4	558
08:15 AM	4	206	12	0	222	25	0	9	0	34	5	297	4	0	306	1	0	1	0	2	564
Grand Total	20	791	44	0	855	95	1	39	0	135	29	1293	14	0	1336	4	0	4	0	8	2334
Apprch %	2.3	92.5	5.1	0		70.4	0.7	28.9	0		2.2	96.8	1	0		50	0	50	0		
Total %	0.9	33.9	1.9	0	36.6	4.1	0	1.7	0	5.8	1.2	55.4	0.6	0	57.2	0.2	0	0.2	0	0.3	



City of Fort Collins

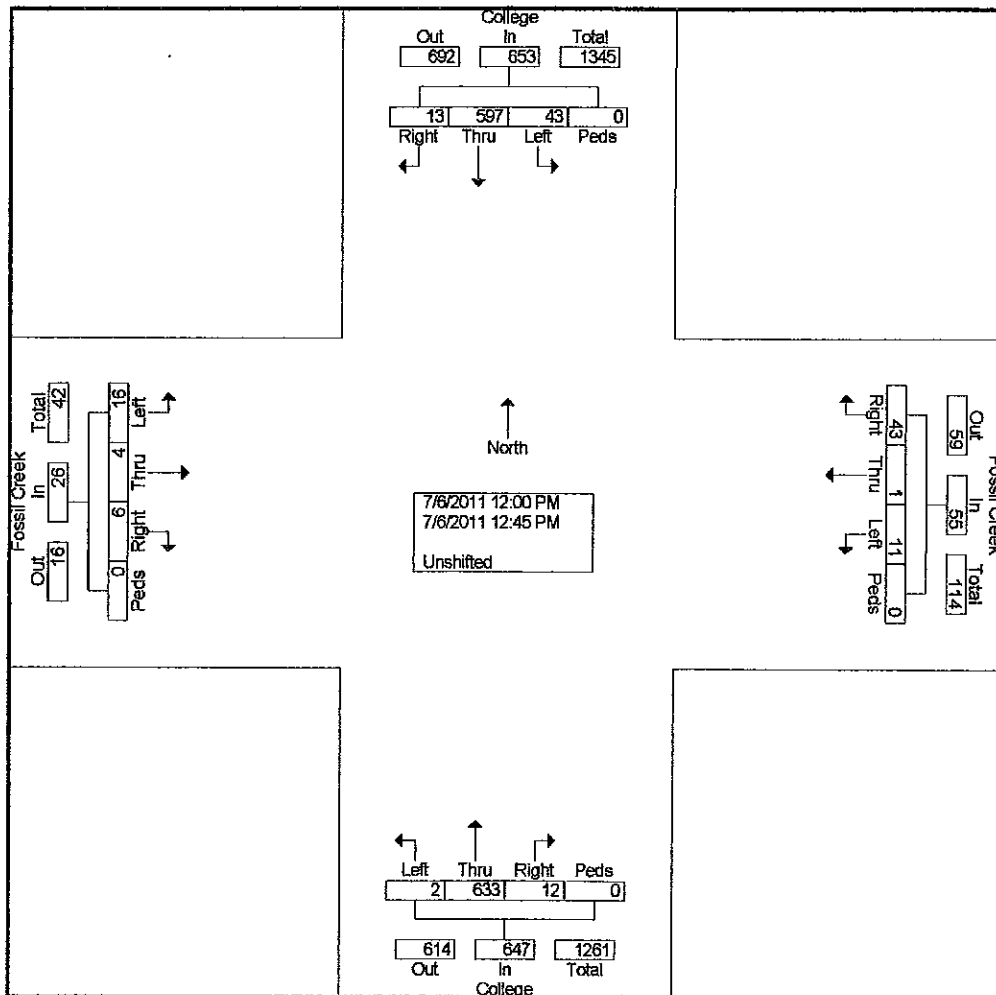
PO Box 580
Fort Collins, Co 80522
Turning Movement Study

North/South Street: College
East/West Street: Fossil Creek
Time: Noon
ICU Number: 117

File Name : College & Fossil Creek 07-06-11
Site Code : 00000117
Start Date : 7/6/2011
Page No : 1

Groups Printed- Unshifted

Start Time	College Southbound					Fossil Creek Westbound					College Northbound					Fossil Creek Eastbound					Int. Total
	Right	Thru	Left	Peds	App. Total	Right	Thru	Left	Peds	App. Total	Right	Thru	Left	Peds	App. Total	Right	Thru	Left	Peds	App. Total	
12:00 PM	2	294	21	0	317	26	1	5	0	32	7	342	1	0	350	3	1	9	0	13	712
12:15 PM	11	303	22	0	336	17	0	6	0	23	5	291	1	0	297	3	3	7	0	13	669
12:30 PM	0	0	0	0	0	0	0	0	0	0	0	0	0	0	0	0	0	0	0	0	0
12:45 PM	0	0	0	0	0	0	0	0	0	0	0	0	0	0	0	0	0	0	0	0	0
Total	13	597	43	0	653	43	1	11	0	55	12	633	2	0	647	6	4	16	0	26	1381
Grand Total	13	597	43	0	653	43	1	11	0	55	12	633	2	0	647	6	4	16	0	26	1381
Apprch %	2	91.4	6.6	0		78.2	1.8	20	0		1.9	97.8	0.3	0		23.1	15.4	61.5	0		
Total %	0.9	43.2	3.1	0	47.3	3.1	0.1	0.8	0	4	0.9	45.8	0.1	0	46.9	0.4	0.3	1.2	0	1.9	



City of Fort Collins

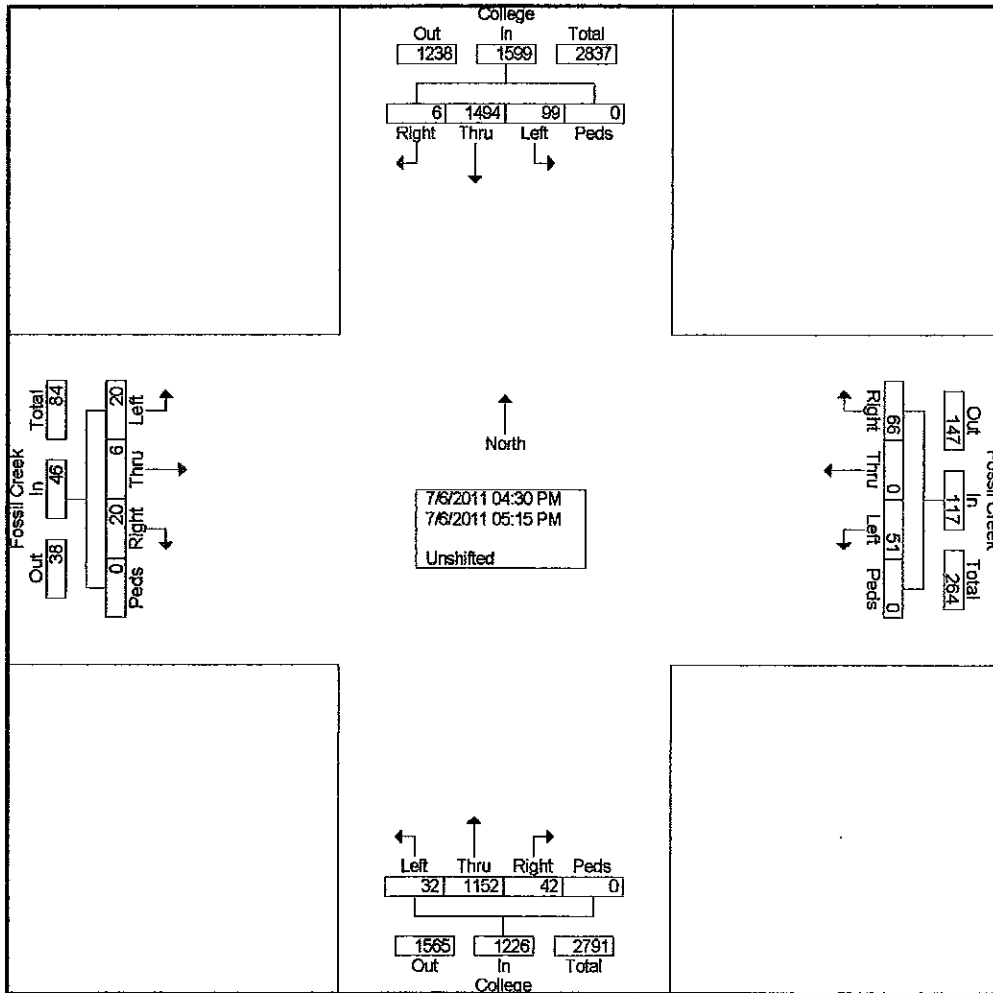
PO Box 580
Fort Collins, Co 80522
Turning Movement Study

North/South Street: College
East/West Street: Fossil Creek
Time: PM
ICU Number: 117

File Name : College & Fossil Creek 07-06-11
Site Code : 00000117
Start Date : 7/6/2011
Page No : 1

Groups Printed- Unshifted

Start Time	College Southbound					Fossil Creek Westbound					College Northbound					Fossil Creek Eastbound					Int. Total
	Right	Thru	Left	Peds	App. Total	Right	Thru	Left	Peds	App. Total	Right	Thru	Left	Peds	App. Total	Right	Thru	Left	Peds	App. Total	
04:30 PM	1	340	26	0	367	11	0	11	0	22	10	277	2	0	289	5	2	3	0	10	688
04:45 PM	2	357	19	0	378	21	0	12	0	33	9	271	27	0	307	3	1	4	0	8	726
Total	3	697	45	0	745	32	0	23	0	55	19	548	29	0	596	8	3	7	0	18	1414
05:00 PM	2	381	25	0	408	13	0	20	0	33	9	297	3	0	309	9	3	8	0	20	770
05:15 PM	1	416	29	0	446	21	0	8	0	29	14	307	0	0	321	3	0	5	0	8	804
Grand Total	6	1494	99	0	1599	66	0	51	0	117	42	1152	32	0	1226	20	6	20	0	46	2988
Apprch %	0.4	93.4	6.2	0		56.4	0	43.6	0		3.4	94	2.6	0		43.5	13	43.5	0		
Total %	0.2	50	3.3	0	53.5	2.2	0	1.7	0	3.9	1.4	38.6	1.1	0	41	0.7	0.2	0.7	0	1.5	



City of Fort Collins

PO Box 580
Fort Collins, Co 80522
Turning Movement Study

File Name : College & Fossil Creek 07-06-11

Site Code : 00000117

Start Date : 7/6/2011

Page No : 2

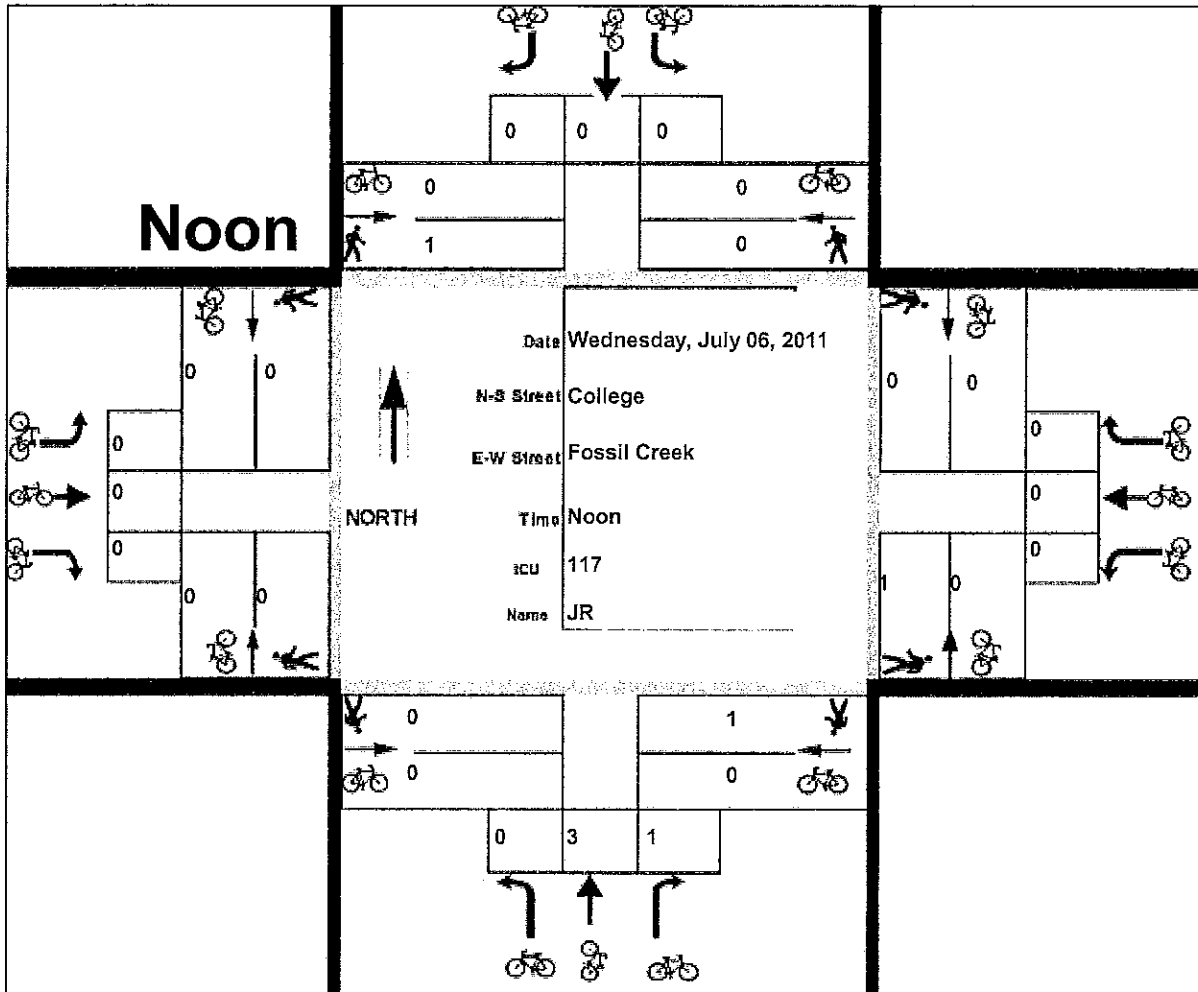
Start Time	College Southbound					Fossil Creek Westbound					College Northbound					Fossil Creek Eastbound					Int. Total
	Right	Thru	Left	Peds	App. Total	Right	Thru	Left	Peds	App. Total	Right	Thru	Left	Peds	App. Total	Right	Thru	Left	Peds	App. Total	
Peak Hour Analysis From 07:30 AM to 08:15 AM - Peak 1 of 1																					
Peak Hour for Entire Intersection Begins at 07:30 AM																					
07:30 AM	1	185	7	0	193	21	1	9	0	31	4	321	2	0	327	0	0	1	0	1	552
07:45 AM	4	219	13	0	236	23	0	8	0	31	10	380	2	0	392	0	0	1	0	1	660
08:00 AM	11	181	12	0	204	26	0	13	0	39	10	295	6	0	311	3	0	1	0	4	558
08:15 AM	4	206	12	0	222	25	0	9	0	34	5	297	4	0	306	1	0	1	0	2	564
Total Volume	20	791	44	0	855	95	1	39	0	135	29	1293	14	0	1336	4	0	4	0	8	2334
% App. Total																					
PHF	.455	.903	.846	.000	.806	.913	.250	.750	.000	.865	.725	.851	.583	.000	.852	.333	.000	1.00	.000	.500	.884

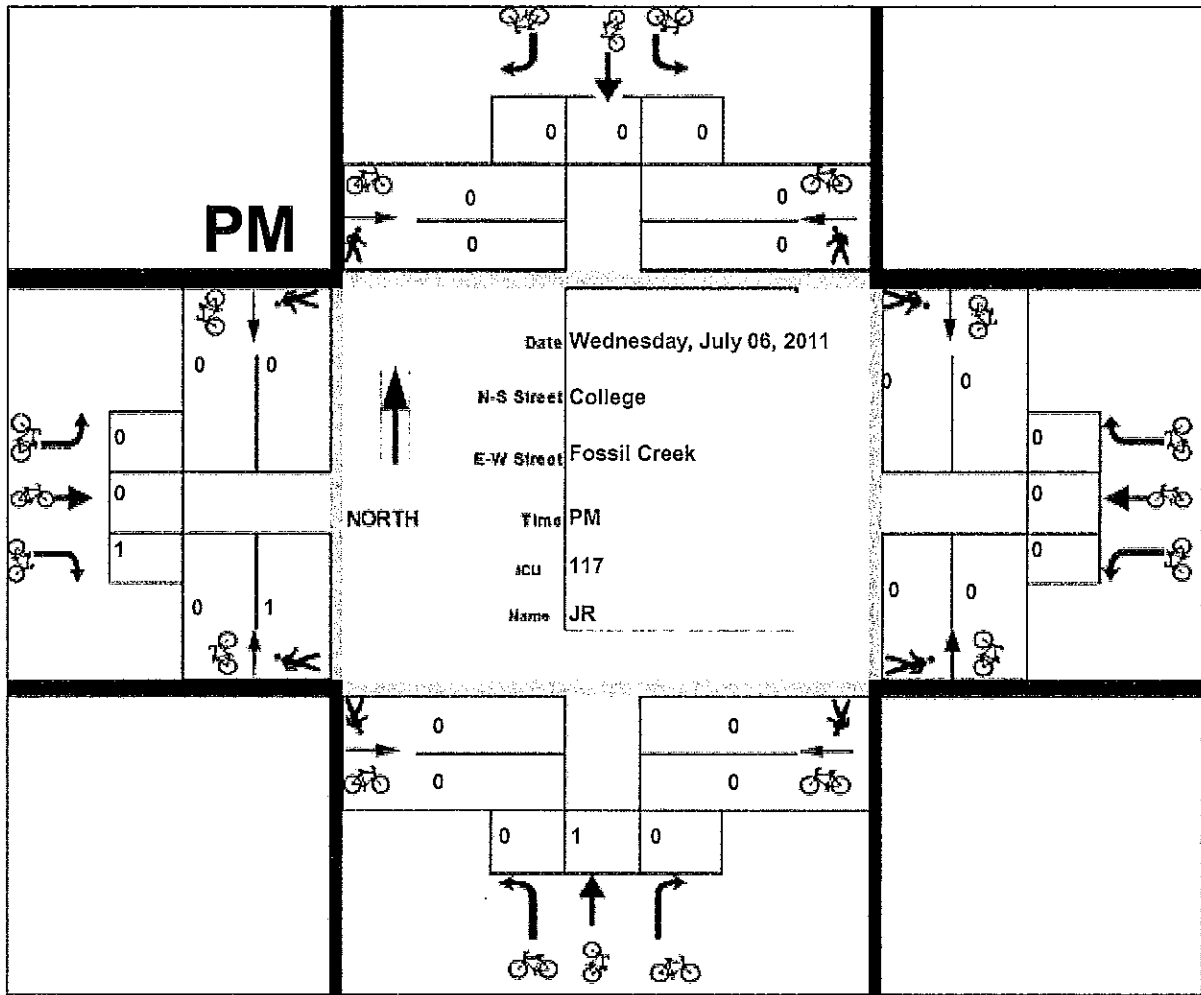
Peak Hour Analysis From 12:00 PM to 12:45 PM - Peak 1 of 1																					
Peak Hour for Entire Intersection Begins at 12:00 PM																					
12:00 PM	2	294	21	0	317	26	1	5	0	32	7	342	1	0	350	3	1	9	0	13	712
12:15 PM	11	303	22	0	336	17	0	6	0	23	5	291	1	0	297	3	3	7	0	13	669
12:30 PM	0	0	0	0	0	0	0	0	0	0	0	0	0	0	0	0	0	0	0	0	0
12:45 PM	0	0	0	0	0	0	0	0	0	0	0	0	0	0	0	0	0	0	0	0	0
Total Volume	13	597	43	0	653	43	1	11	0	55	12	633	2	0	647	6	4	16	0	26	1381
% App. Total	2	91.4	6.6	0		78.2	1.8	20	0		1.9	97.8	0.3	0		23.1	15.4	61.5	0		
PHF	.295	.493	.489	.000	.486	.413	.250	.458	.000	.430	.429	.463	.500	.000	.462	.500	.333	.444	.000	.500	.485

Peak Hour Analysis From 04:30 PM to 05:15 PM - Peak 1 of 1																					
Peak Hour for Entire Intersection Begins at 04:30 PM																					
04:30 PM	1	340	26	0	367	11	0	11	0	22	10	277	2	0	289	5	2	3	0	10	688
04:45 PM	2	357	19	0	378	21	0	12	0	33	9	271	27	0	307	3	1	4	0	8	726
05:00 PM	2	381	25	0	408	13	0	20	0	33	9	297	3	0	309	9	3	8	0	20	770
05:15 PM	1	416	29	0	446	21	0	8	0	29	14	307	0	0	321	3	0	5	0	8	804
Total Volume	6	1494	99	0	1599	66	0	51	0	117	42	1152	32	0	1226	20	6	20	0	46	2988
% App. Total																					
PHF	.750	.898	.853	.000	.896	.786	.000	.638	.000	.886	.750	.938	.296	.000	.955	.556	.500	.625	.000	.575	.929

Bicycle - Pedestrian Input Form

<p>Record Numb 248</p> <p>AM</p>	<p>0 0 0</p> <p>0 0</p>	
<p>1 0</p> <p>0 0</p> <p>0 0</p> <p>1 0</p>	<p>Date Wednesday, July 06, 2011</p> <p>N-S Street College</p> <p>E-W Street Fossil Creek</p> <p>Time AM</p> <p>ICU 117</p> <p>Name JR</p> <p>NORTH</p>	<p>0 0</p> <p>0 0</p> <p>0 0</p>
	<p>0 0</p> <p>0 0</p> <p>0 3 0</p>	





Combined Total of AM Noon and PM

