

City of Fort Collins

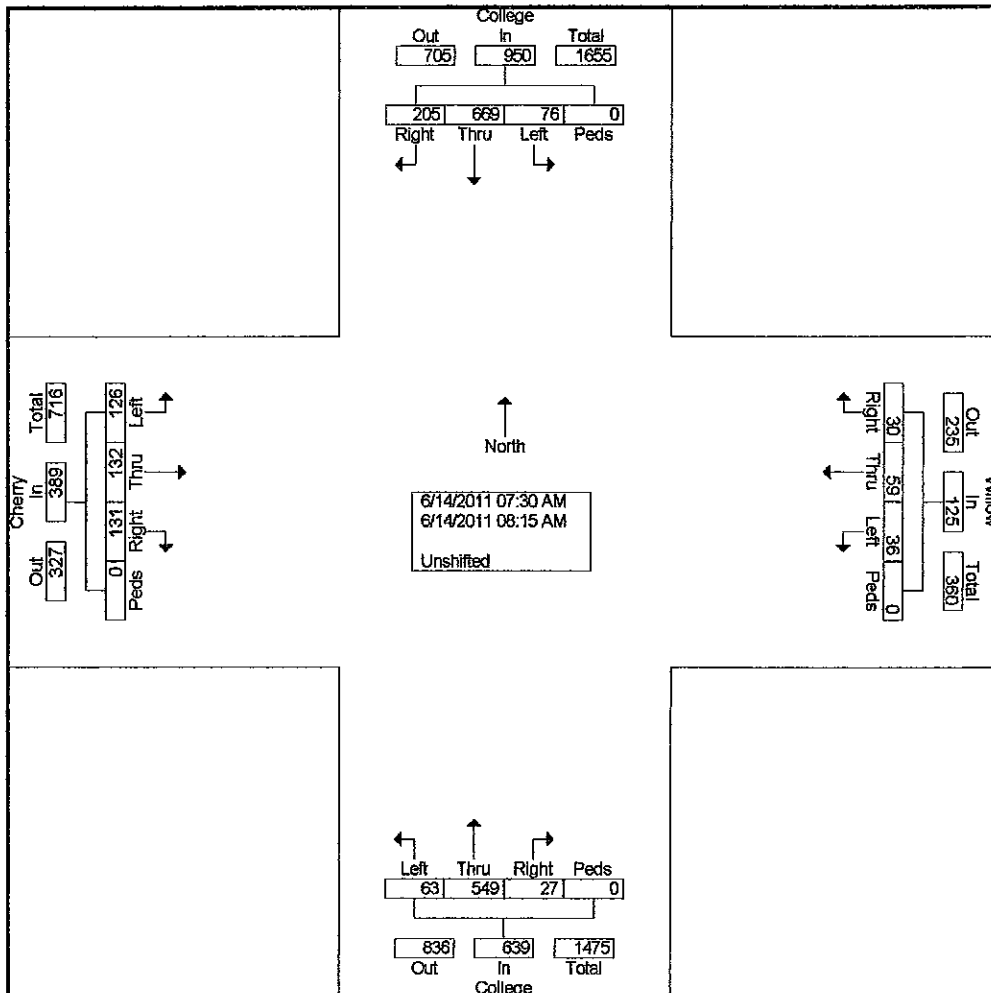
PO Box 580
Fort Collins, Co 80522
Turning Movement Study

North\South Street: College
East\West Street: Cherry/Willow
Time: AM
ICU Number: 40

File Name : College & Cherry-Willow 06-14-11
Site Code : 00000040
Start Date : 6/14/2011
Page No : 1

Groups Printed- Unshifted

Start Time	College Southbound					Willow Westbound					College Northbound					Cherry Eastbound					Int. Total
	Right	Thru	Left	Peds	App. Total	Right	Thru	Left	Peds	App. Total	Right	Thru	Left	Peds	App. Total	Right	Thru	Left	Peds	App. Total	
Factor	1.0	1.0	1.0	1.0		1.0	1.0	1.0	1.0		1.0	1.0	1.0	1.0		1.0	1.0	1.0	1.0		
07:30 AM	35	163	13	0	211	6	10	7	0	23	6	93	7	0	106	33	29	29	0	91	431
07:45 AM	58	198	32	0	288	6	8	8	0	22	4	171	17	0	192	36	38	30	0	104	606
Total	93	361	45	0	499	12	18	15	0	45	10	264	24	0	298	69	67	59	0	195	1037
08:00 AM	64	164	16	0	244	11	19	11	0	41	8	156	17	0	181	29	35	36	0	100	566
08:15 AM	48	144	15	0	207	7	22	10	0	39	9	129	22	0	160	33	30	31	0	94	500
Grand Total	205	669	76	0	950	30	59	36	0	125	27	549	63	0	639	131	132	126	0	389	2103
Apprch %	21.6	70.4	8	0		24	47.2	28.8	0		4.2	85.9	9.9	0		33.7	33.9	32.4	0		
Total %	9.7	31.8	3.6	0	45.2	1.4	2.8	1.7	0	5.9	1.3	26.1	3	0	30.4	6.2	6.3	6	0	18.5	



City of Fort Collins

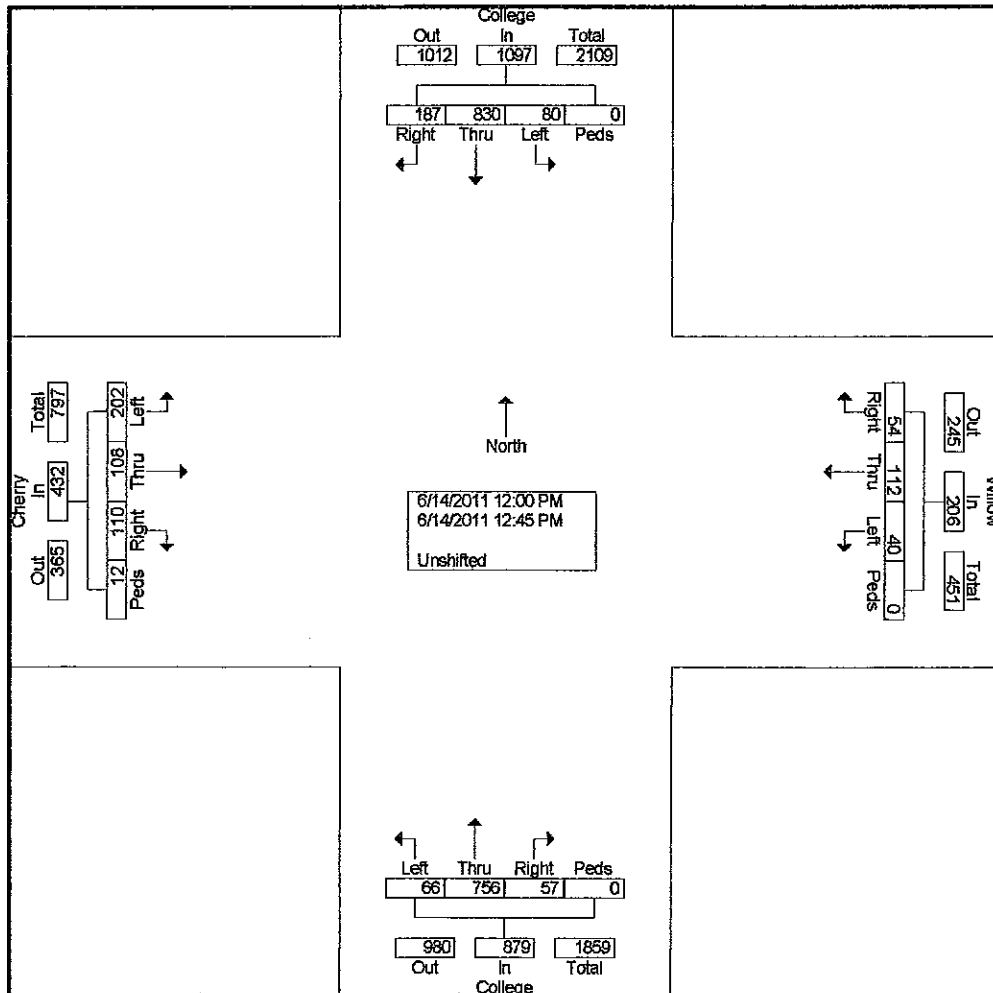
PO Box 580
Fort Collins, Co 80522
Turning Movement Study

North\South Street: College
East\West Street: Cherry/Willow
Time: Noon
ICU Number: 40

File Name : College & Cherry-Willow 06-14-11
Site Code : 00000040
Start Date : 6/14/2011
Page No : 1

Groups Printed- Unshifted

Start Time	College Southbound					Willow Westbound					College Northbound					Cherry Eastbound					Int. Total
	Right	Thru	Left	Peds	App. Total	Right	Thru	Left	Peds	App. Total	Right	Thru	Left	Peds	App. Total	Right	Thru	Left	Peds	App. Total	
Factor	1.0	1.0	1.0	1.0		1.0	1.0	1.0	1.0		1.0	1.0	1.0	1.0		1.0	1.0	1.0	1.0		
12:00 PM	52	215	19	0	286	17	32	5	0	54	9	217	18	0	242	31	37	32	12	112	694
12:15 PM	49	199	23	0	271	8	32	11	0	51	19	185	18	0	222	18	21	61	0	100	644
12:30 PM	45	201	16	0	262	12	21	9	0	42	13	166	16	0	195	32	24	44	0	100	599
12:45 PM	41	215	22	0	278	17	27	15	0	59	16	188	16	0	220	29	26	65	0	120	677
Total	187	830	80	0	1097	54	112	40	0	206	57	756	66	0	879	110	108	202	12	432	2614
Grand Total	187	830	80	0	1097	54	112	40	0	206	57	756	66	0	879	110	108	202	12	432	2614
Apprch %	17	75.7	7.3	0		26.2	54.4	19.4	0		6.5	86	7.5	0		25.5	25	46.8	2.8		
Total %	7.2	31.8	3.1	0	42	2.1	4.3	1.5	0	7.9	2.2	28.9	2.5	0	33.6	4.2	4.1	7.7	0.5	16.5	



City of Fort Collins

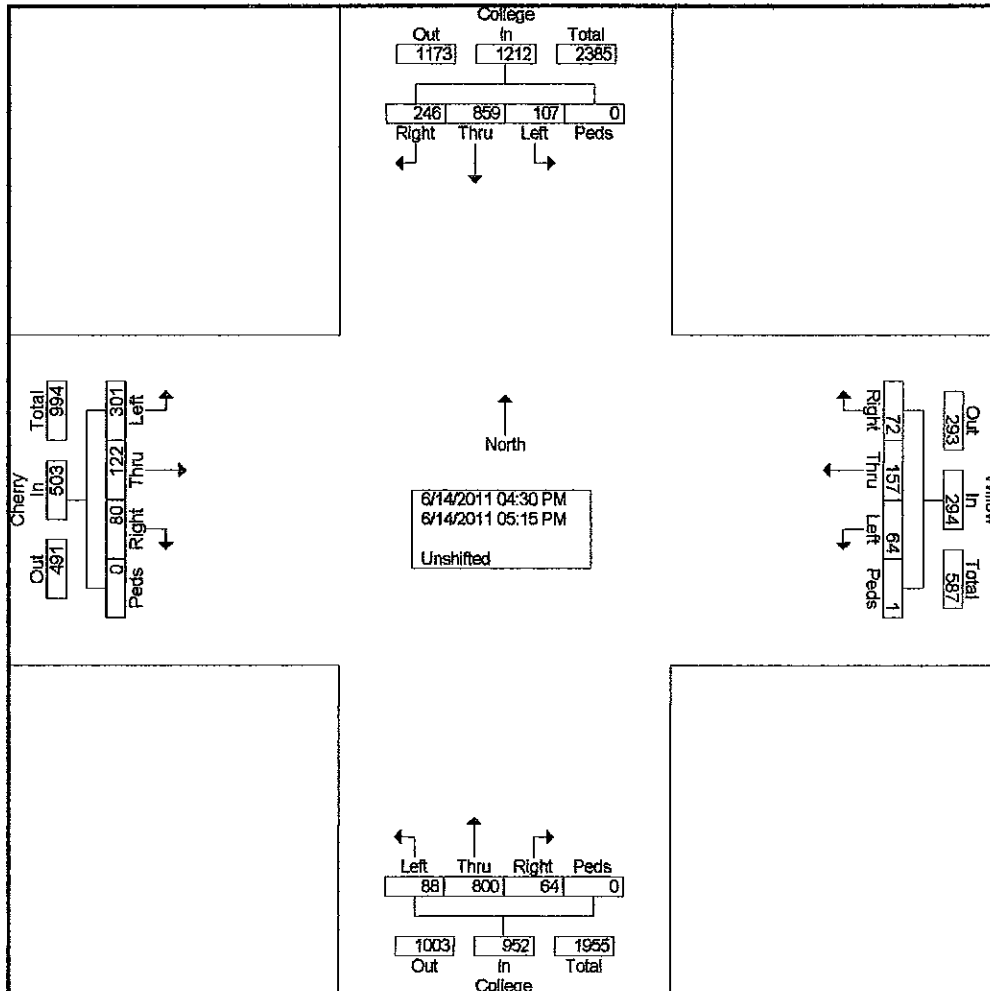
PO Box 580
Fort Collins, Co 80522
Turning Movement Study

North/South Street: College
East/West Street: Cherry/Willow
Time: PM
ICU Number: 40

File Name : College & Cherry-Willow 06-14-11
Site Code : 00000040
Start Date : 6/14/2011
Page No : 1

Groups Printed- Unshifted

Start Time	College Southbound					Willow Westbound					College Northbound					Cherry Eastbound					Int. Total
	Right	Thru	Left	Peds	App. Total	Right	Thru	Left	Peds	App. Total	Right	Thru	Left	Peds	App. Total	Right	Thru	Left	Peds	App. Total	
Factor	1.0	1.0	1.0	1.0		1.0	1.0	1.0	1.0		1.0	1.0	1.0	1.0		1.0	1.0	1.0	1.0		
04:30 PM	54	224	24	0	302	15	29	21	0	65	17	153	14	0	184	27	31	81	0	139	690
04:45 PM	51	223	39	0	313	17	34	11	0	62	19	203	28	0	250	21	29	66	0	116	741
Total	105	447	63	0	615	32	63	32	0	127	36	356	42	0	434	48	60	147	0	255	1431
05:00 PM	75	195	30	0	300	17	52	20	1	90	11	220	24	0	255	16	27	80	0	123	768
05:15 PM	66	217	14	0	297	23	42	12	0	77	17	224	22	0	263	16	35	74	0	125	762
Grand Total	246	859	107	0	1212	72	157	64	1	294	64	800	88	0	952	80	122	301	0	503	2961
Apprch %	20.3	70.9	8.8	0		24.5	53.4	21.8	0.3		6.7	84	9.2	0		15.9	24.3	59.8	0		
Total %	8.3	29	3.6	0	40.9	2.4	5.3	2.2	0	9.9	2.2	27	3	0	32.2	2.7	4.1	10.2	0	17	



City of Fort Collins

PO Box 580
Fort Collins, Co 80522
Turning Movement Study

North/South Street: College
East/West Street: Cherry/Willow
Time: AM
ICU Number: 40



































File Name : College & Cherry-Willow 06-14-11
Site Code : 00000040
Start Date : 6/14/2011
Page No : 2

Start Time	College Southbound					Willow Westbound					College Northbound					Cherry Eastbound					Int. Total
	Right	Thru	Left	Peds	App. Total	Right	Thru	Left	Peds	App. Total	Right	Thru	Left	Peds	App. Total	Right	Thru	Left	Peds	App. Total	
Peak Hour Analysis From 07:30 AM to 08:15 AM - Peak 1 of 1																					
Peak Hour for Entire Intersection Begins at 07:30 AM																					
07:30 AM	35	163	13	0	211	6	10	7	0	23	6	93	7	0	106	33	29	29	0	91	431
07:45 AM	58	198	32	0	288	6	8	8	0	22	4	171	17	0	192	36	38	30	0	104	606
08:00 AM	64	164	16	0	244	11	19	11	0	41	8	156	17	0	181	29	35	36	0	100	566
08:15 AM	48	144	15	0	207	7	22	10	0	39	9	129	22	0	160	33	30	31	0	94	500
Total Volume	205	669	76	0	950	30	59	36	0	125	27	549	63	0	639	131	132	126	0	389	2103
% App. Total	21.6	70.4	8	0		24	47.2	28.8	0		4.2	85.9	9.9	0		33.7	33.9	32.4	0		
PHF	.801	.845	.594	.000	.825	.682	.670	.818	.000	.762	.750	.803	.716	.000	.832	.910	.868	.875	.000	.935	.868

Peak Hour Analysis From 12:00 PM to 12:45 PM - Peak 1 of 1																					
Peak Hour for Entire Intersection Begins at 12:00 PM																					
12:00 PM	52	215	19	0	286	17	32	5	0	54	9	217	16	0	242	31	37	32	12	112	694
12:15 PM	49	199	23	0	271	8	32	11	0	51	19	185	18	0	222	18	21	61	0	100	644
12:30 PM	45	201	16	0	262	12	21	9	0	42	13	166	16	0	195	32	24	44	0	100	599
12:45 PM	41	215	22	0	278	17	27	15	0	59	16	188	16	0	220	29	26	65	0	120	677
Total Volume	187	830	80	0	1097	54	112	40	0	206	57	756	66	0	879	110	108	202	12	432	2614
% App. Total	17	75.7	7.3	0		26.2	54.4	19.4	0		6.5	86	7.5	0		25.5	25	46.8	2.8		
PHF	.899	.965	.870	.000	.959	.794	.875	.667	.000	.873	.750	.871	.917	.000	.908	.859	.730	.777	.250	.900	.942

Peak Hour Analysis From 04:30 PM to 05:15 PM - Peak 1 of 1																					
Peak Hour for Entire Intersection Begins at 04:30 PM																					
04:30 PM	54	224	24	0	302	15	29	21	0	65	17	153	14	0	184	27	31	81	0	139	690
04:45 PM	51	223	39	0	313	17	34	11	0	62	19	203	28	0	250	21	29	66	0	116	741
05:00 PM	75	195	30	0	300	17	52	20	1	90	11	220	24	0	255	16	27	80	0	123	768
05:15 PM	66	217	14	0	297	23	42	12	0	77	17	224	22	0	263	16	36	74	0	125	762
Total Volume	246	859	107	0	1212	72	157	64	1	294	64	800	88	0	952	80	122	301	0	503	2961
% App. Total	20.3	70.9	8.8	0		24.5	53.4	21.8	0.3		6.7	84	9.2	0		15.9	24.3	59.8	0		
PHF	.820	.959	.686	.000	.968	.783	.755	.762	.250	.817	.842	.893	.786	.000	.905	.741	.871	.929	.000	.905	.964

Bicycle - Pedestrian Input Form

Record Num 240						
	0	0	0			
AM						
						
		1	2			
						
						
		0	1			
						
						
						
						
						
						
						
						
						
						
						
						
						
						
						
						
						
						
						
						

Date: Tuesday, June 14, 2011

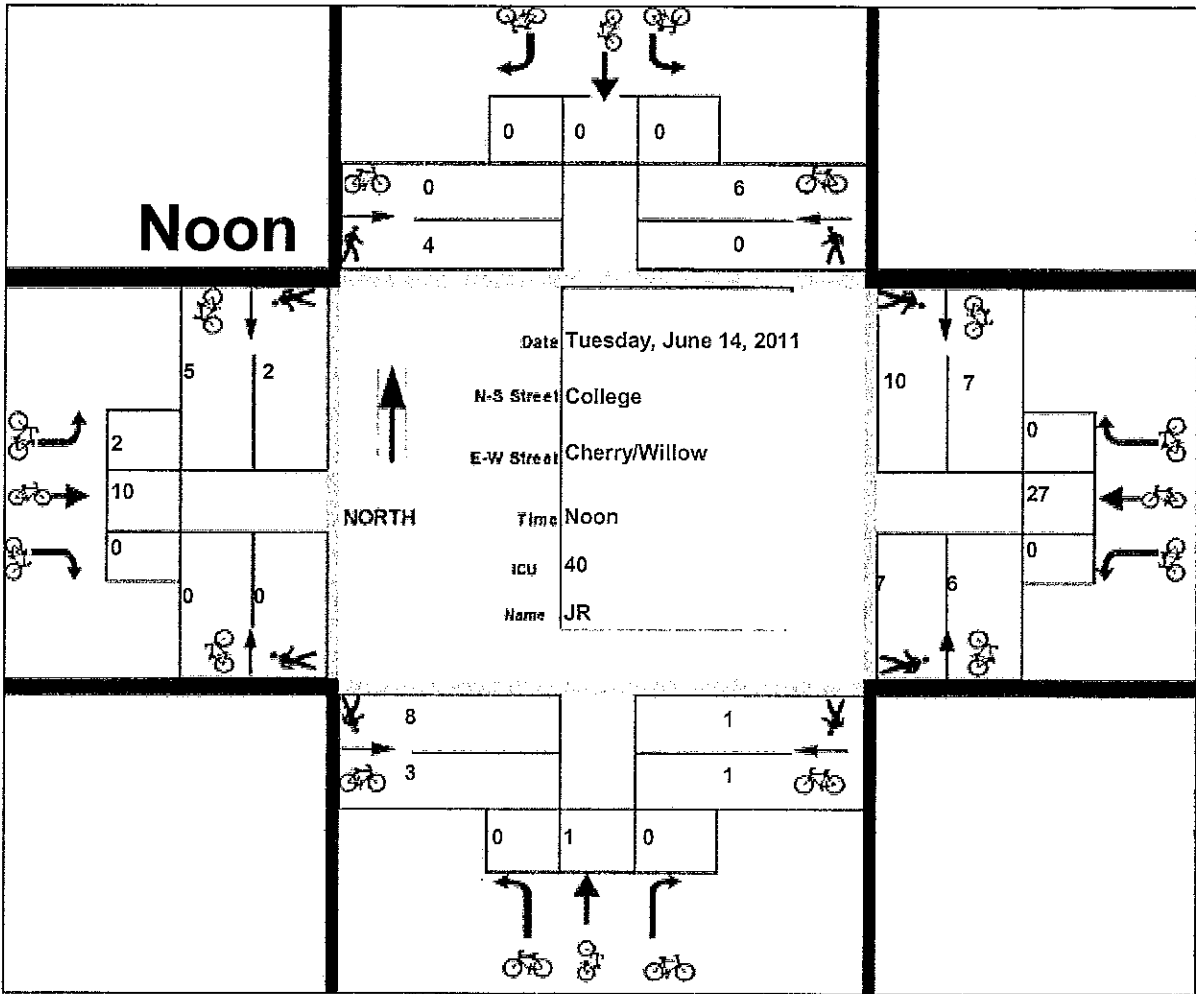
N-S Street: College

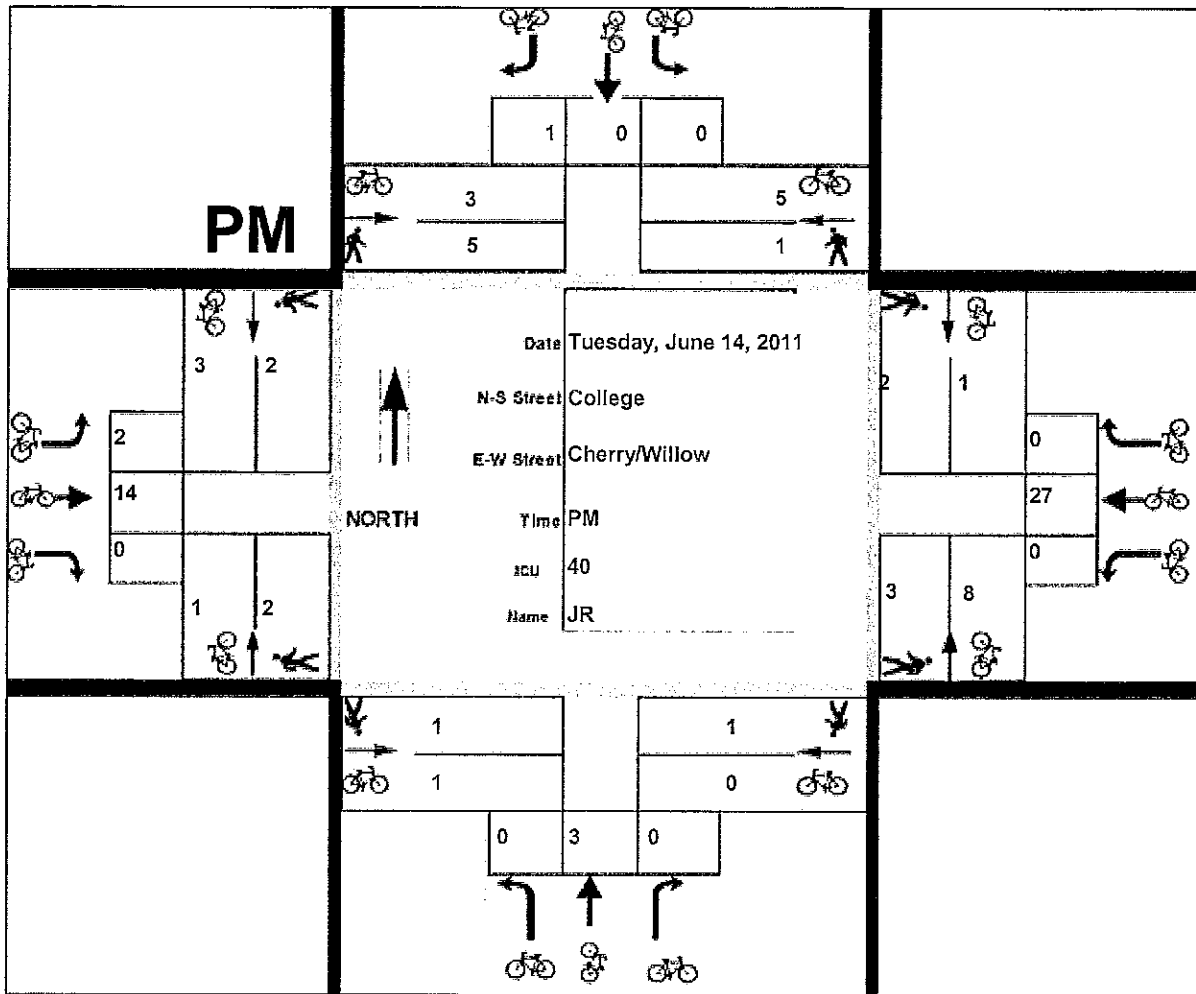
E-W Street: Cherry/Willow

Time: AM

ICU: 40

Name: JR





Combined Total of AM Noon and PM

