

City of Fort Collins

PO Box 580 80522-580

Fort Collins CO

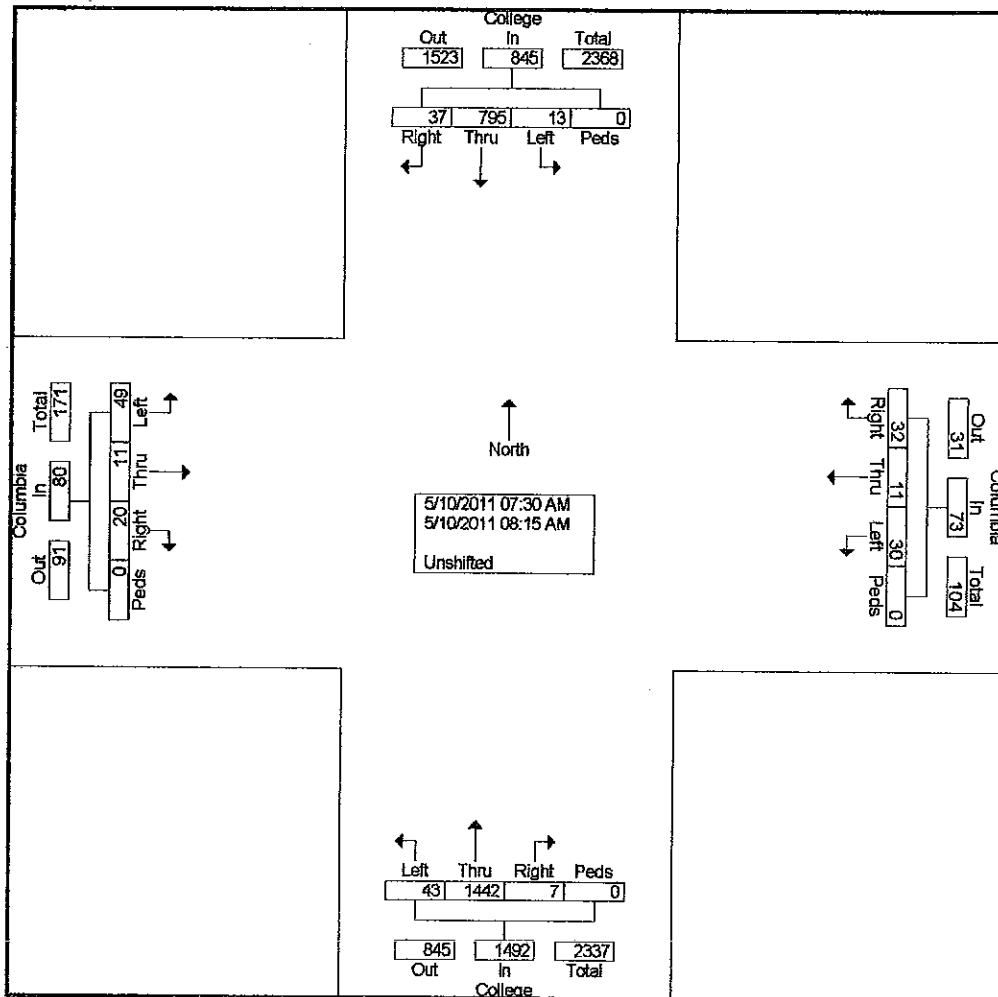
Turning Movement Study

North\South Street: College
 East\West Street: Columbia
 Time: AM
 ICU Number: 6

File Name : College & Columbia 05-10-11
 Site Code : 00000006
 Start Date : 5/10/2011
 Page No : 1

Groups Printed- Unshifted

Start Time	College Southbound					Columbia Westbound					College Northbound					Columbia Eastbound					Int. Total
	Right	Thru	Left	Peds	App. Total	Right	Thru	Left	Peds	App. Total	Right	Thru	Left	Peds	App. Total	Right	Thru	Left	Peds	App. Total	
07:30 AM	8	177	2	0	187	4	3	8	0	15	4	340	8	0	352	7	3	12	0	22	576
07:45 AM	10	216	4	0	230	11	2	9	0	22	2	451	12	0	465	4	3	15	0	22	739
Total	18	393	6	0	417	15	5	17	0	37	6	791	20	0	817	11	6	27	0	44	1315
08:00 AM	6	212	4	0	222	9	2	6	0	17	0	336	11	0	347	7	2	14	0	23	609
08:15 AM	13	190	3	0	206	8	4	7	0	19	1	315	12	0	328	2	3	8	0	13	566
Grand Total	37	795	13	0	845	32	11	30	0	73	7	1442	43	0	1492	20	11	49	0	80	2490
Apprch %	4.4	94.1	1.5	0		43.8	15.1	41.1	0		0.5	96.6	2.9	0		25	13.8	61.2	0		
Total %	1.5	31.9	0.5	0	33.9	1.3	0.4	1.2	0	2.9	0.3	57.9	1.7	0	59.9	0.8	0.4	2	0	3.2	



City of Fort Collins

PO Box 580 80522-580

Fort Collins CO

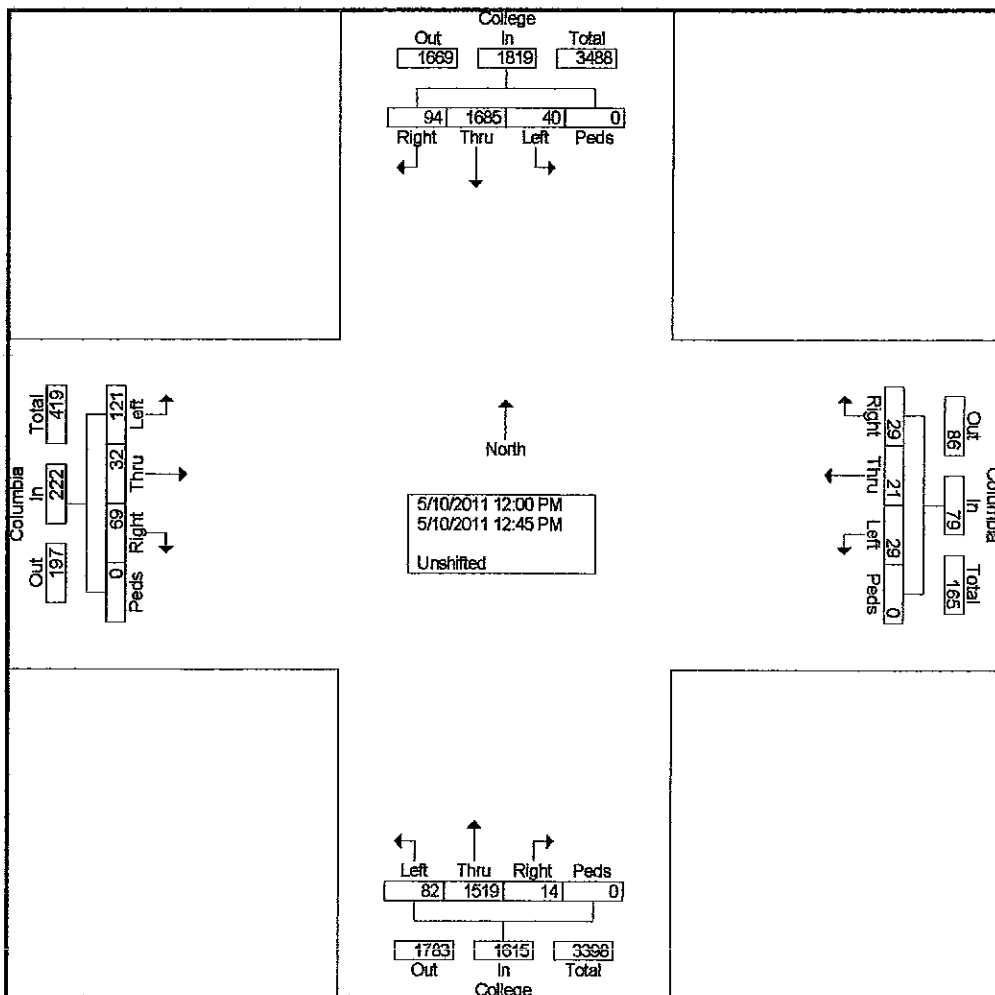
Turning Movement Study

North\South Street: College
 East\West Street: Columbia
 Time: Noon
 ICU Number: 6

File Name : College & Columbia 05-10-11
 Site Code : 00000006
 Start Date : 5/10/2011
 Page No : 1

Groups Printed- Unshifted

Start Time	College Southbound					Columbia Westbound					College Northbound					Columbia Eastbound					Int. Total
	Right	Thru	Left	Peds	App. Total	Right	Thru	Left	Peds	App. Total	Right	Thru	Left	Peds	App. Total	Right	Thru	Left	Peds	App. Total	
12:00 PM	27	424	5	0	456	9	7	9	0	25	2	400	22	0	424	22	11	29	0	62	967
12:15 PM	20	460	14	0	494	11	4	13	0	28	6	377	15	0	398	16	11	38	0	65	985
12:30 PM	23	417	9	0	449	5	5	2	0	12	3	371	20	0	394	11	3	22	0	36	891
12:45 PM	24	384	12	0	420	4	5	5	0	14	3	371	25	0	399	20	7	32	0	59	892
Total	94	1685	40	0	1819	29	21	29	0	79	14	1519	82	0	1615	69	32	121	0	222	3735
Grand Total	94	1685	40	0	1819	29	21	29	0	79	14	1519	82	0	1615	69	32	121	0	222	3735
Approch %	5.2	92.6	2.2	0		36.7	26.6	36.7	0		0.9	94.1	5.1	0		31.1	14.4	54.5	0		
Total %	2.5	45.1	1.1	0	48.7	0.8	0.6	0.8	0	2.1	0.4	40.7	2.2	0	43.2	1.8	0.9	3.2	0	5.9	



City of Fort Collins

PO Box 580 80522-580

Fort Collins CO

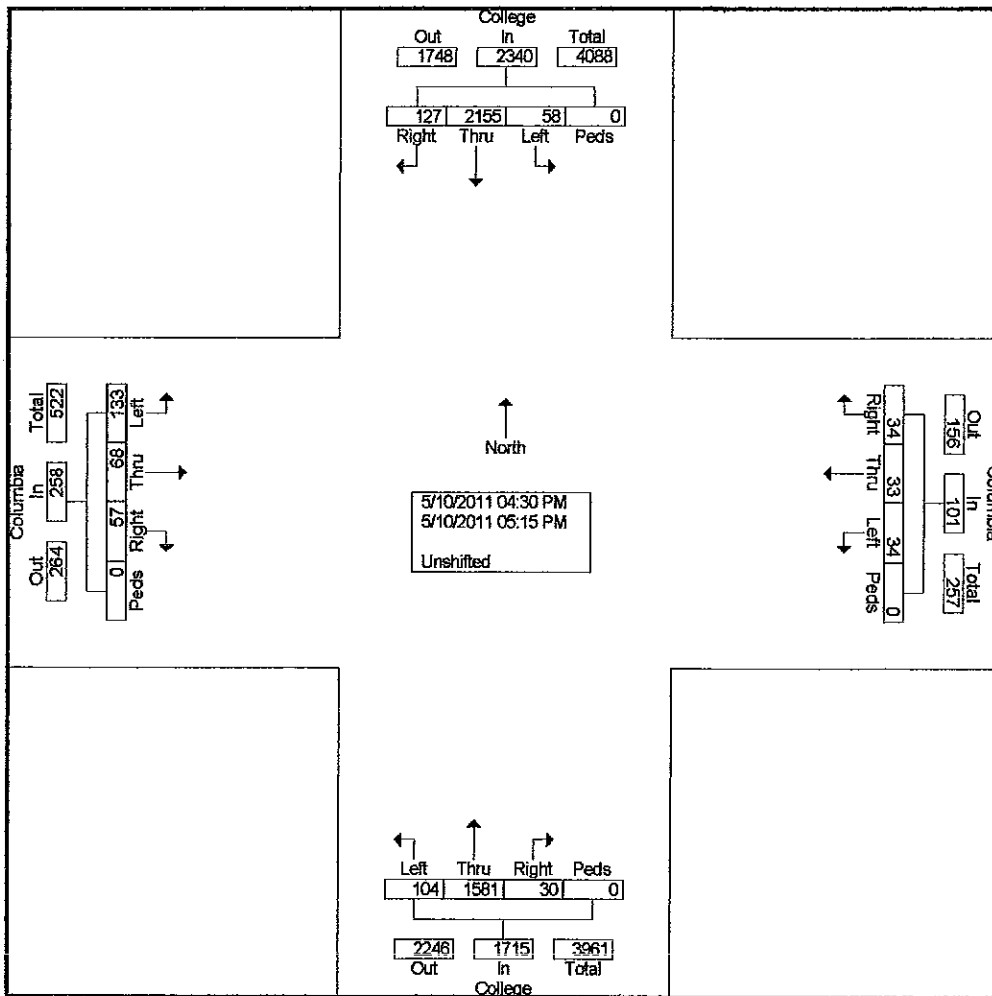
Turning Movement Study

North\South Street: College
 East\West Street: Columbia
 Time: PM
 ICU Number: 6

File Name : College & Columbia 05-10-11
 Site Code : 00000006
 Start Date : 5/10/2011
 Page No : 1

Groups Printed- Unshifted

Start Time	College Southbound					Columbia Westbound					College Northbound					Columbia Eastbound					Int. Total
	Right	Thru	Left	Peds	App. Total	Right	Thru	Left	Peds	App. Total	Right	Thru	Left	Peds	App. Total	Right	Thru	Left	Peds	App. Total	
04:30 PM	24	497	10	0	531	5	9	9	0	23	9	375	19	0	403	10	19	28	0	57	1014
04:45 PM	37	509	20	0	566	8	8	10	0	26	6	392	21	0	419	20	18	45	0	83	1094
Total	61	1006	30	0	1097	13	17	19	0	49	15	767	40	0	822	30	37	73	0	140	2108
05:00 PM	26	604	15	0	645	13	8	8	0	29	8	426	31	0	465	14	13	25	0	52	1191
05:15 PM	40	545	13	0	598	8	8	7	0	23	7	388	33	0	428	13	18	35	0	66	1115
Grand Total	127	2155	58	0	2340	34	33	34	0	101	30	1581	104	0	1715	57	68	133	0	258	4414
Approch %	5.4	92.1	2.5	0		33.7	32.7	33.7	0		1.7	92.2	6.1	0		22.1	28.4	51.8	0		
Total %	2.9	48.8	1.3	0	53	0.8	0.7	0.8	0	2.3	0.7	35.8	2.4	0	38.9	1.3	1.5	3	0	5.8	



City of Fort Collins

PO Box 580 80522-580

Fort Collins CO

Turning Movement Study

File Name : College & Columbia 05-10-11

Site Code : 00000006

Start Date : 5/10/2011

Page No : 2

Start Time	College Southbound					Columbia Westbound					College Northbound					Columbia Eastbound					Int. Total
	Right	Thru	Left	Peds	App. Total	Right	Thru	Left	Peds	App. Total	Right	Thru	Left	Peds	App. Total	Right	Thru	Left	Peds	App. Total	

Peak Hour Analysis From 07:30 AM to 08:15 AM - Peak 1 of 1

Peak Hour for Each Approach Begins at:

	07:30 AM					07:30 AM					07:30 AM					07:30 AM				
+0 mins.	8	177	2	0	187	4	3	8	0	15	4	340	8	0	352	7	3	12	0	22
+15 mins.	10	216	4	0	230	11	2	9	0	22	2	451	12	0	465	4	3	15	0	22
+30 mins.	6	212	4	0	222	9	2	6	0	17	0	336	11	0	347	7	2	14	0	23
+45 mins.	13	190	3	0	206	8	4	7	0	19	1	315	12	0	328	2	3	8	0	13
Total Volume	37	795	13	0	845	32	11	30	0	73	7	1442	43	0	1492	20	11	49	0	80
% App. Total																				
PHF	.712	.920	.813	.000	.918	.727	.688	.833	.000	.830	.438	.799	.896	.000	.802	.714	.917	.817	.000	.870

Peak Hour Analysis From 12:00 PM to 12:45 PM - Peak 1 of 1

Peak Hour for Each Approach Begins at:

	12:00 PM					12:00 PM					12:00 PM					12:00 PM				
+0 mins.	27	424	5	0	456	9	7	9	0	25	2	400	22	0	424	22	11	29	0	62
+15 mins.	20	460	14	0	494	11	4	13	0	28	6	377	15	0	398	16	11	38	0	65
+30 mins.	23	417	9	0	449	5	5	2	0	12	3	371	20	0	394	11	3	22	0	36
+45 mins.	24	384	12	0	420	4	5	5	0	14	3	371	25	0	399	20	7	32	0	59
Total Volume	94	1685	40	0	1819	29	21	29	0	79	14	1519	82	0	1615	69	32	121	0	222
% App. Total																				
PHF	.870	.916	.714	.000	.921	.659	.750	.558	.000	.705	.583	.949	.820	.000	.952	.784	.727	.796	.000	.854

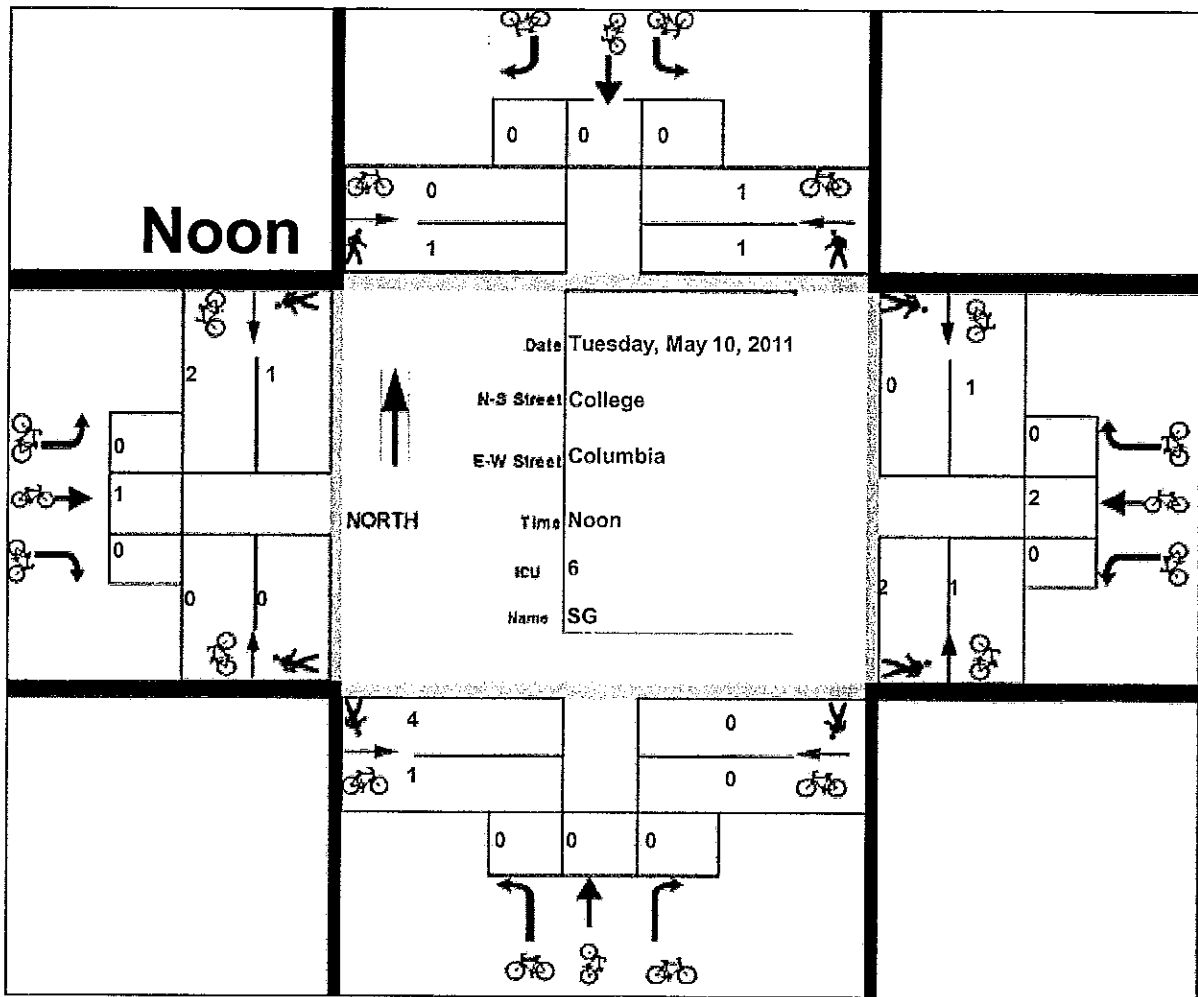
Peak Hour Analysis From 04:30 PM to 05:15 PM - Peak 1 of 1

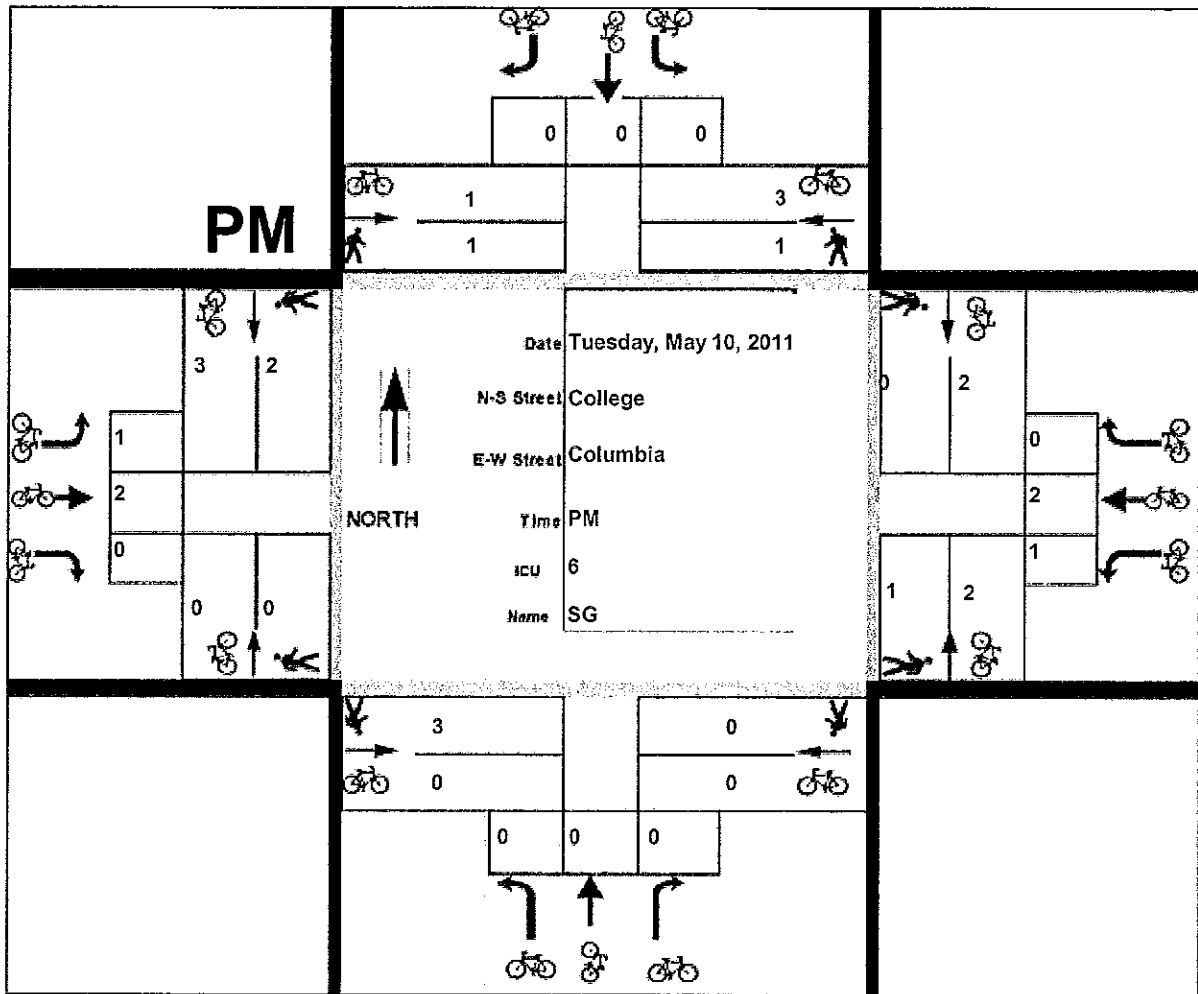
Peak Hour for Each Approach Begins at:

	04:30 PM					04:30 PM					04:30 PM					04:30 PM				
+0 mins.	24	497	10	0	531	5	9	9	0	23	9	375	19	0	403	10	19	28	0	57
+15 mins.	37	509	20	0	566	8	8	10	0	26	6	392	21	0	419	20	18	45	0	83
+30 mins.	26	604	15	0	645	13	8	8	0	29	8	426	31	0	465	14	13	25	0	52
+45 mins.	40	545	13	0	598	8	8	7	0	23	7	388	33	0	428	13	18	35	0	66
Total Volume	127	2155	58	0	2340	34	33	34	0	101	30	1581	104	0	1715	57	68	133	0	258
% App. Total																				
PHF	.794	.892	.725	.000	.907	.654	.917	.850	.000	.871	.833	.928	.788	.000	.922	.713	.895	.739	.000	.777

Bicycle - Pedestrian Input Form

<p>Record Numb 232</p> <p>AM</p>	<p>0 0 0</p> <p>0 0</p>	
<p>0 0</p> <p>2</p> <p>0</p> <p>0 1</p>	<p>Date Tuesday, May 10, 2011</p> <p>N-S Street College</p> <p>E-W Street Columbia</p> <p>Time AM</p> <p>LCU 6</p> <p>Name SG</p> <p>NORTH</p>	<p>0 0</p> <p>2</p> <p>0</p> <p>0 0</p>
	<p>2 1</p> <p>1 1</p> <p>0 0 0</p>	





Combined Total of AM Noon and PM

