

City of Fort Collins

PO Box 580 80522-580

Fort Collins CO

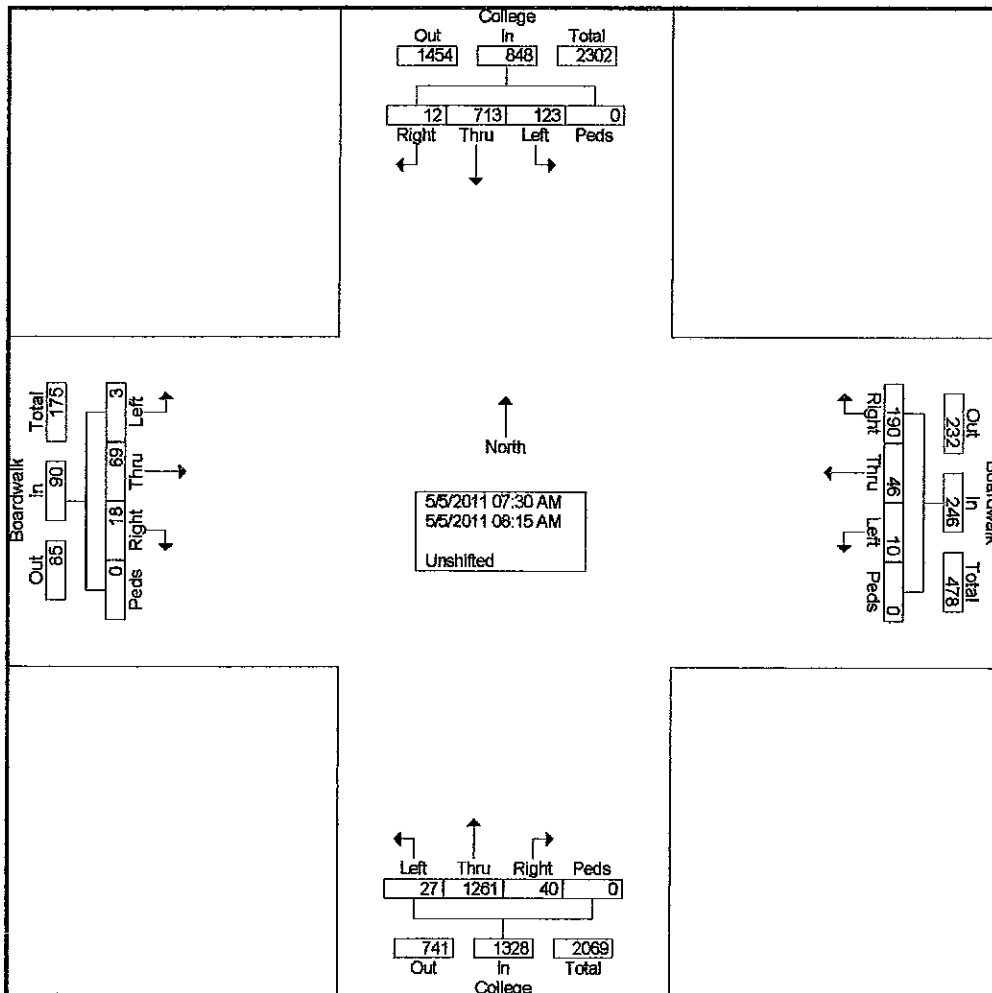
Turning Movement Study

North\South Street: College
 East\West Street: Boardwalk
 Time: AM
 ICU Number: 55

File Name : College & Boardwalk 05-05-11
 Site Code : 00000055
 Start Date : 5/5/2011
 Page No : 1

Groups Printed- Unshifted

Start Time	College Southbound					Boardwalk Westbound					College Northbound					Boardwalk Eastbound					Int. Total
	Right	Thru	Left	Peds	App. Total	Right	Thru	Left	Peds	App. Total	Right	Thru	Left	Peds	App. Total	Right	Thru	Left	Peds	App. Total	
07:30 AM	4	183	21	0	208	35	4	5	0	44	9	324	7	0	340	3	16	0	0	19	611
07:45 AM	2	169	24	0	195	60	17	0	0	77	12	370	12	0	394	9	27	1	0	37	703
Total	6	352	45	0	403	95	21	5	0	121	21	694	19	0	734	12	43	1	0	56	1314
08:00 AM	5	181	36	0	222	47	14	3	0	64	12	295	8	0	315	3	15	1	0	19	620
08:15 AM	1	180	42	0	223	48	11	2	0	61	7	272	0	0	279	3	11	1	0	15	578
Grand Total	12	713	123	0	848	190	46	10	0	246	40	1261	27	0	1328	18	69	3	0	90	2512
Apprch %	1.4	84.1	14.5	0		77.2	18.7	4.1	0		3	95	2	0		20	76.7	3.3	0		
Total %	0.5	28.4	4.9	0	33.8	7.6	1.8	0.4	0	9.8	1.6	50.2	1.1	0	52.9	0.7	2.7	0.1	0	3.6	



City of Fort Collins

PO Box 580 80522-580

Fort Collins CO

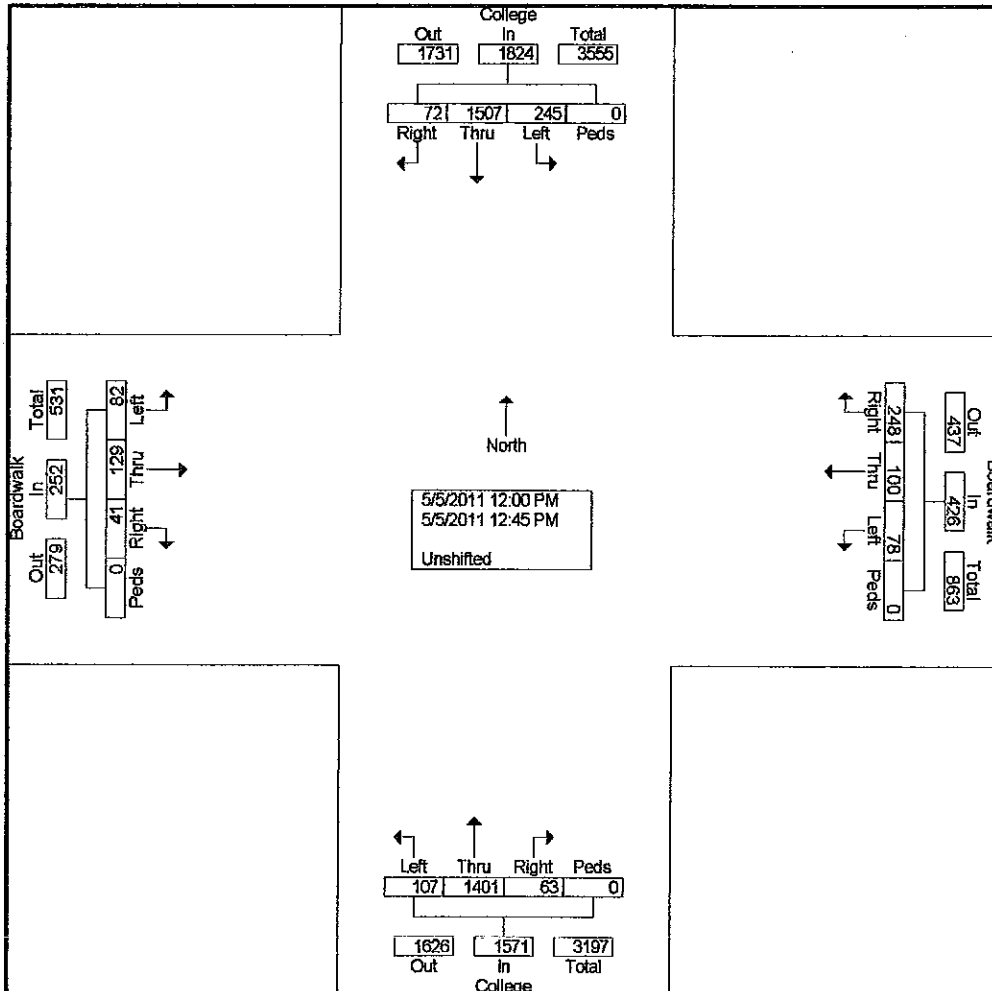
Turning Movement Study

North\South Street: College
 East\West Street: Boardwalk
 Time: Noon
 ICU Number: 55

File Name : College & Boardwalk 05-05-11
 Site Code : 0000055
 Start Date : 5/5/2011
 Page No : 1

Groups Printed- Unshifted

Start Time	College Southbound					Boardwalk Westbound					College Northbound					Boardwalk Eastbound					Int. Total
	Right	Thru	Left	Peds	App. Total	Right	Thru	Left	Peds	App. Total	Right	Thru	Left	Peds	App. Total	Right	Thru	Left	Peds	App. Total	
12:00 PM	13	368	65	0	446	50	26	13	0	89	24	372	31	0	427	14	35	15	0	64	1026
12:15 PM	17	375	68	0	460	78	25	23	0	126	16	328	22	0	366	7	31	22	0	60	1012
12:30 PM	18	379	62	0	459	62	22	22	0	106	12	348	34	0	394	9	30	23	0	62	1021
12:45 PM	24	385	50	0	459	58	27	20	0	105	11	353	20	0	384	11	33	22	0	66	1014
Total	72	1507	245	0	1824	248	100	78	0	426	63	1401	107	0	1571	41	129	82	0	252	4073
Grand Total	72	1507	245	0	1824	248	100	78	0	426	63	1401	107	0	1571	41	129	82	0	252	4073
Apprch %	3.9	82.6	13.4	0		58.2	23.5	18.3	0		4	89.2	6.8	0		16.3	51.2	32.5	0		
Total %	1.8	37	6	0	44.8	6.1	2.5	1.9	0	10.5	1.5	34.4	2.6	0	38.6	1	3.2	2	0	6.2	



City of Fort Collins

PO Box 580 80522-580

Fort Collins CO

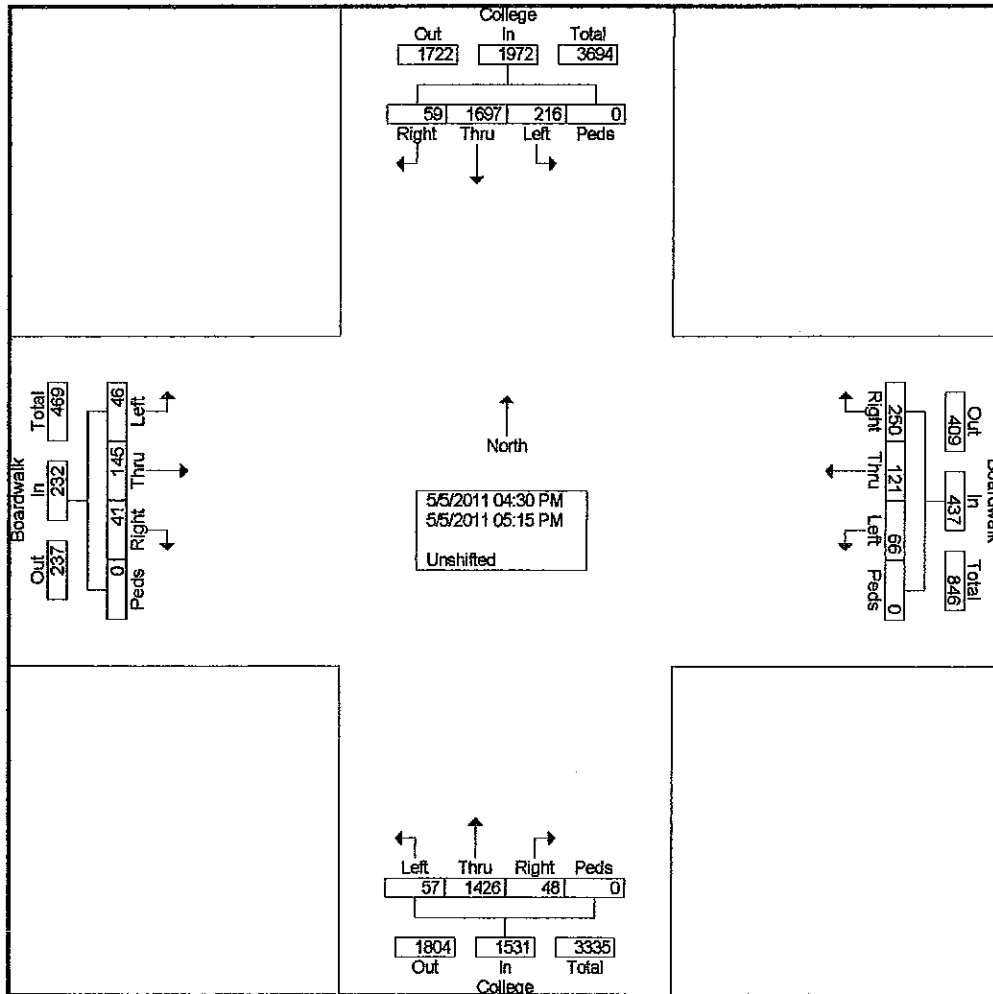
Turning Movement Study

North\South Street: College
 East\West Street: Boardwalk
 Time: PM
 ICU Number: 55

File Name : College & Boardwalk 05-05-11
 Site Code : 0000055
 Start Date : 5/5/2011
 Page No : 1

Groups Printed- Unshifted

Start Time	College Southbound					Boardwalk Westbound					College Northbound					Boardwalk Eastbound					InL Total
	Right	Thru	Left	Peds	App. Total	Right	Thru	Left	Peds	App. Total	Right	Thru	Left	Peds	App. Total	Right	Thru	Left	Peds	App. Total	
04:30 PM	9	404	61	0	474	49	20	13	0	82	11	348	8	0	367	10	26	17	0	53	976
04:45 PM	18	436	51	0	505	64	32	20	0	116	13	331	15	0	359	8	35	7	0	50	1030
Total	27	840	112	0	979	113	52	33	0	198	24	679	23	0	726	18	61	24	0	103	2006
05:00 PM	16	407	49	0	472	61	29	17	0	107	13	391	21	0	425	10	34	7	0	51	1055
05:15 PM	16	450	55	0	521	76	40	16	0	132	11	356	13	0	380	13	50	15	0	78	1111
Grand Total	59	1697	216	0	1972	250	121	66	0	437	48	1426	57	0	1531	41	145	46	0	232	4172
Approch %	3	86.1	11	0		57.2	27.7	15.1	0		3.1	93.1	3.7	0		17.7	62.5	19.8	0		
Total %	1.4	40.7	5.2	0	47.3	6	2.9	1.6	0	10.5	1.2	34.2	1.4	0	36.7	1	3.5	1.1	0	5.6	



City of Fort Collins

PO Box 580 80522-580

Fort Collins CO

Turning Movement Study

File Name : College & Boardwalk 05-05-11

Site Code : 00000055

Start Date : 5/5/2011

Page No : 2

Start Time	College Southbound					Boardwalk Westbound					College Northbound					Boardwalk Eastbound					Int. Total
	Right	Thru	Left	Peds	App. Total	Right	Thru	Left	Peds	App. Total	Right	Thru	Left	Peds	App. Total	Right	Thru	Left	Peds	App. Total	

Peak Hour Analysis From 07:30 AM to 08:15 AM - Peak 1 of 1

Peak Hour for Each Approach Begins at:

	07:30 AM					07:30 AM					07:30 AM					07:30 AM				
+0 mins.	4	183	21	0	208	35	4	5	0	44	9	324	7	0	340	3	16	0	0	19
+15 mins.	2	169	24	0	195	60	17	0	0	77	12	370	12	0	394	9	27	1	0	37
+30 mins.	5	181	36	0	222	47	14	3	0	64	12	295	8	0	315	3	15	1	0	19
+45 mins.	1	180	42	0	223	48	11	2	0	61	7	272	0	0	279	3	11	1	0	15
Total Volume	12	713	123	0	848	190	46	10	0	246	40	1261	27	0	1328	18	69	3	0	90
% App. Total	.600	.974	.732	.000	.951	.792	.676	.500	.000	.799	.833	.852	.563	.000	.843	.500	.639	.750	.000	.608
PHF																				

Peak Hour Analysis From 12:00 PM to 12:45 PM - Peak 1 of 1

Peak Hour for Each Approach Begins at:

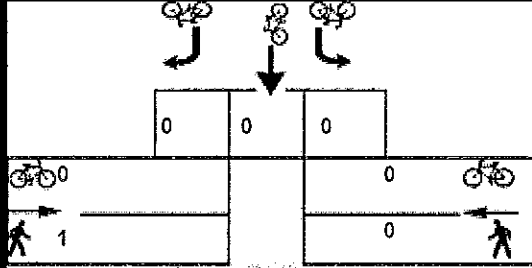
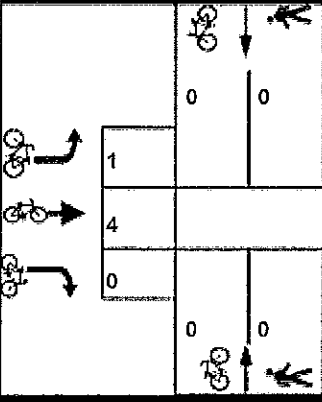

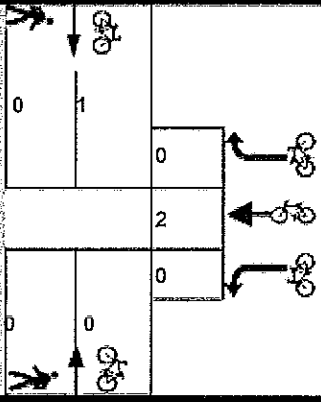
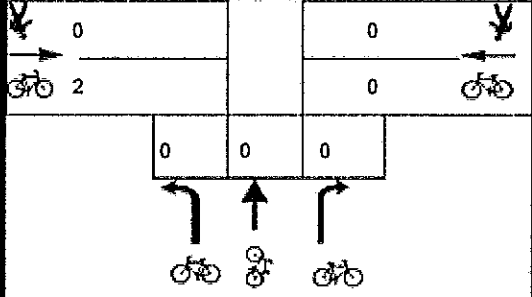
	12:00 PM					12:00 PM					12:00 PM					12:00 PM				
+0 mins.	13	368	65	0	446	50	26	13	0	89	24	372	31	0	427	14	35	15	0	64
+15 mins.	17	375	68	0	460	78	25	23	0	126	16	328	22	0	366	7	31	22	0	60
+30 mins.	18	379	62	0	459	62	22	22	0	106	12	348	34	0	394	9	30	23	0	62
+45 mins.	24	385	50	0	459	58	27	20	0	105	11	353	20	0	384	11	33	22	0	66
Total Volume	72	1507	245	0	1824	248	100	78	0	426	63	1401	107	0	1571	41	129	82	0	252
% App. Total	.750	.979	.901	.000	.991	.795	.926	.848	.000	.845	.656	.942	.787	.000	.920	.732	.921	.891	.000	.955
PHF																				

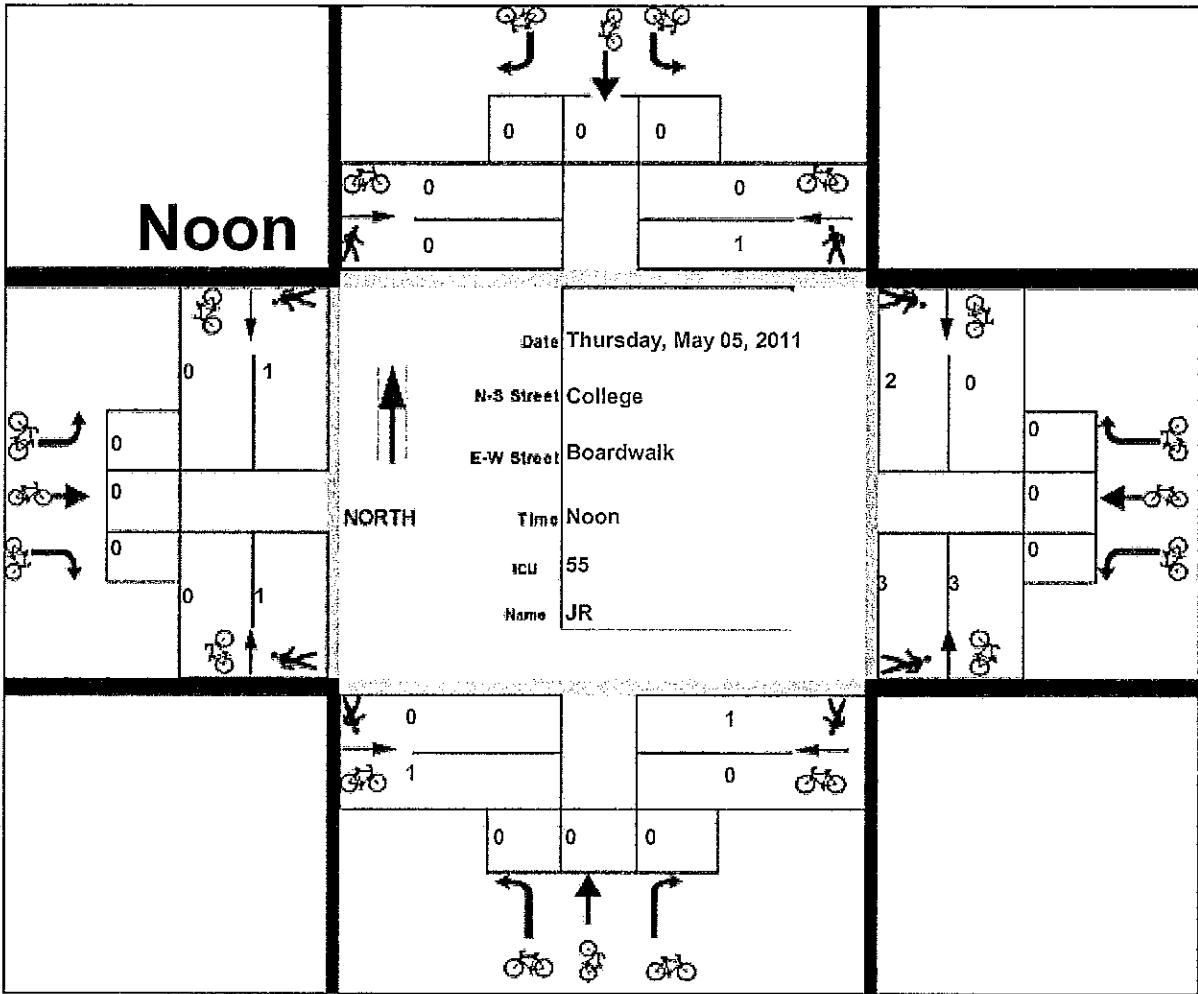
Peak Hour Analysis From 04:30 PM to 05:15 PM - Peak 1 of 1

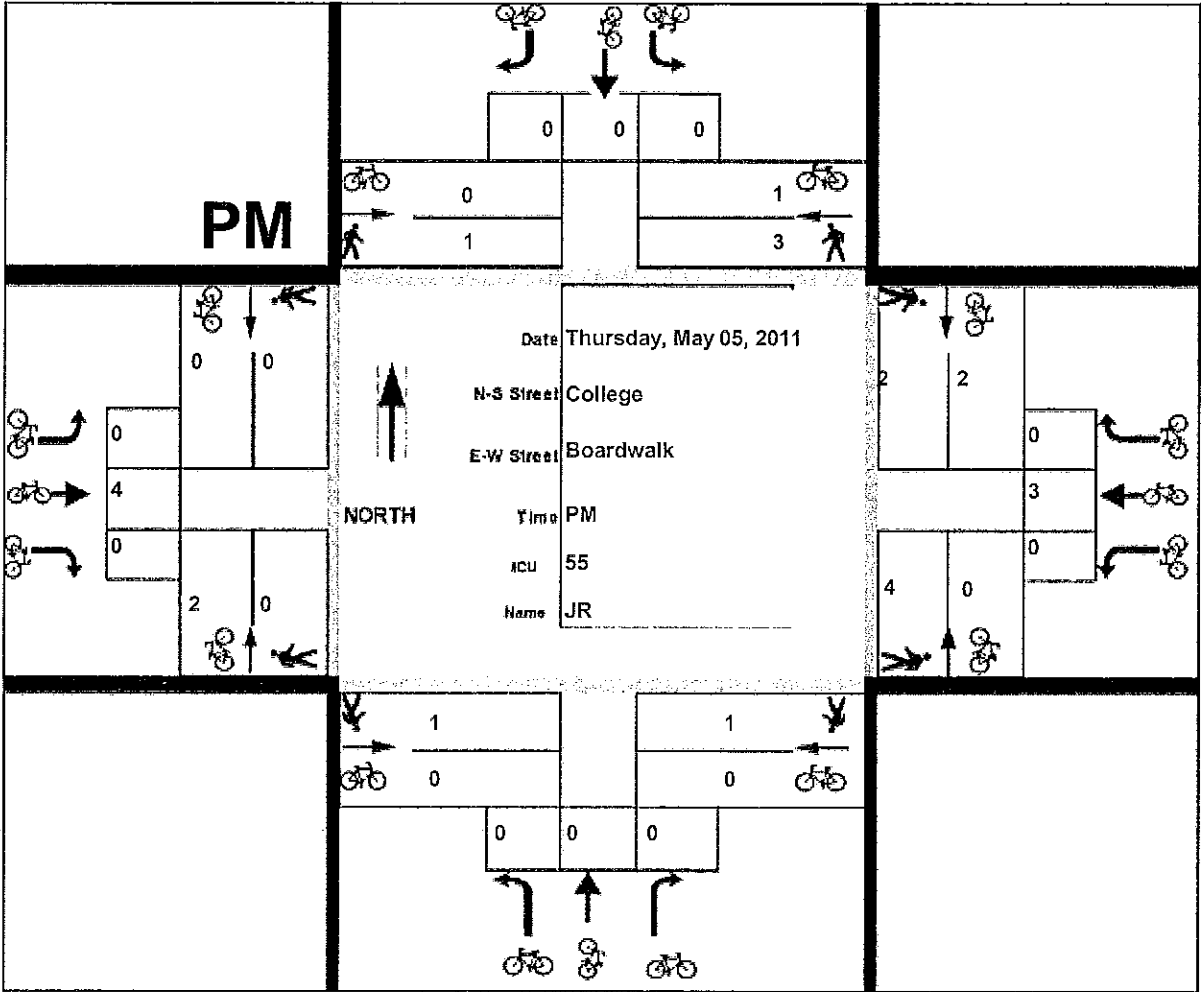
Peak Hour for Each Approach Begins at:

	04:30 PM					04:30 PM					04:30 PM					04:30 PM				
+0 mins.	9	404	61	0	474	49	20	13	0	82	11	348	8	0	367	10	26	17	0	53
+15 mins.	18	436	51	0	505	64	32	20	0	116	13	331	15	0	359	8	35	7	0	50
+30 mins.	16	407	49	0	472	61	29	17	0	107	13	391	21	0	425	10	34	7	0	51
+45 mins.	16	450	55	0	521	76	40	16	0	132	11	356	13	0	380	13	50	15	0	78
Total Volume	59	1697	216	0	1972	250	121	66	0	437	48	1426	57	0	1531	41	145	46	0	232
% App. Total	.819	.943	.885	.000	.946	.822	.756	.825	.000	.828	.923	.912	.679	.000	.901	.788	.725	.676	.000	.744
PHF																				

Bicycle - Pedestrian Input Form

<p>Record Num 231</p> <p style="font-size: 2em; text-align: center;">AM</p>		
	<p>Date Thursday, May 05, 2011</p> <p>N-S Street College</p> <p>E-W Street Boardwalk</p> <p>Time AM</p> <p>ICU 55</p> <p>Name JR</p> <p style="font-size: 1.5em;">NORTH</p> 	
		





Combined Total of AM Noon and PM

