

City of Fort Collins

PO Box 580 80522-580

Fort Collins CO

Turning Movement Study

North\South Street: College

East\West Street: Conifer

Time: AM

ICU Number: 74

File Name : College & Conifer 04-28-11

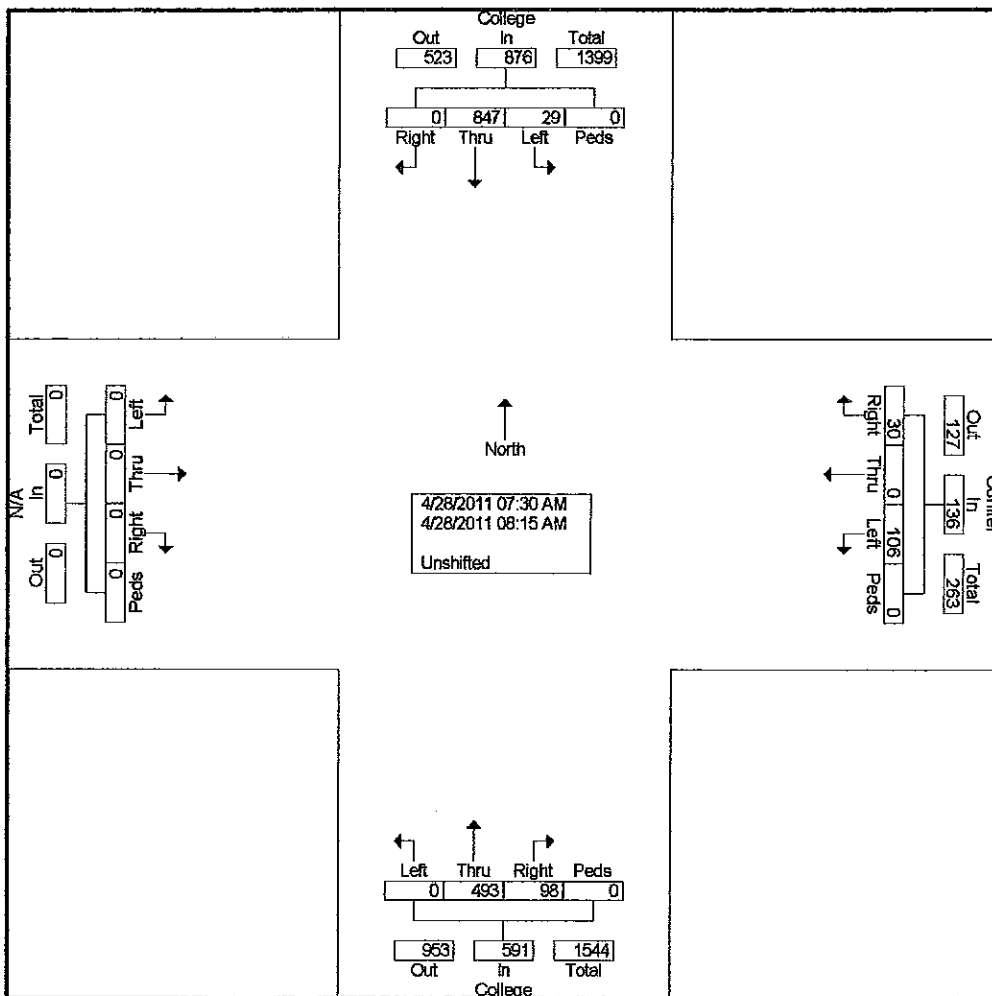
Site Code : 0000074

Start Date : 4/28/2011

Page No : 1

Groups Printed- Unshifted

Start Time	College Southbound					Conifer Westbound					College Northbound					N/A Eastbound					Int. Total
	Right	Thru	Left	Peds	App. Total	Right	Thru	Left	Peds	App. Total	Right	Thru	Left	Peds	App. Total	Right	Thru	Left	Peds	App. Total	
07:30 AM	0	206	9	0	215	9	0	21	0	30	23	109	0	0	132	0	0	0	0	0	377
07:45 AM	0	249	9	0	258	9	0	26	0	35	25	133	0	0	158	0	0	0	0	0	451
Total	0	455	18	0	473	18	0	47	0	65	48	242	0	0	290	0	0	0	0	0	828
08:00 AM	0	217	6	0	223	6	0	31	0	37	23	136	0	0	159	0	0	0	0	0	419
08:15 AM	0	175	5	0	180	6	0	28	0	34	27	115	0	0	142	0	0	0	0	0	356
Grand Total	0	847	29	0	876	30	0	106	0	136	98	493	0	0	591	0	0	0	0	0	1603
Apprch %	0	96.7	3.3	0		22.1	0	77.9	0		16.6	83.4	0	0		0	0	0	0		
Total %	0	52.8	1.8	0	54.6	1.9	0	6.6	0	8.5	6.1	30.8	0	0	36.9	0	0	0	0	0	0



City of Fort Collins

PO Box 580 80522-580

Fort Collins CO

Turning Movement Study

North\South Street: College

East\West Street: Conifer

Time: Noon

ICU Number: 74

File Name : College & Conifer 04-28-11

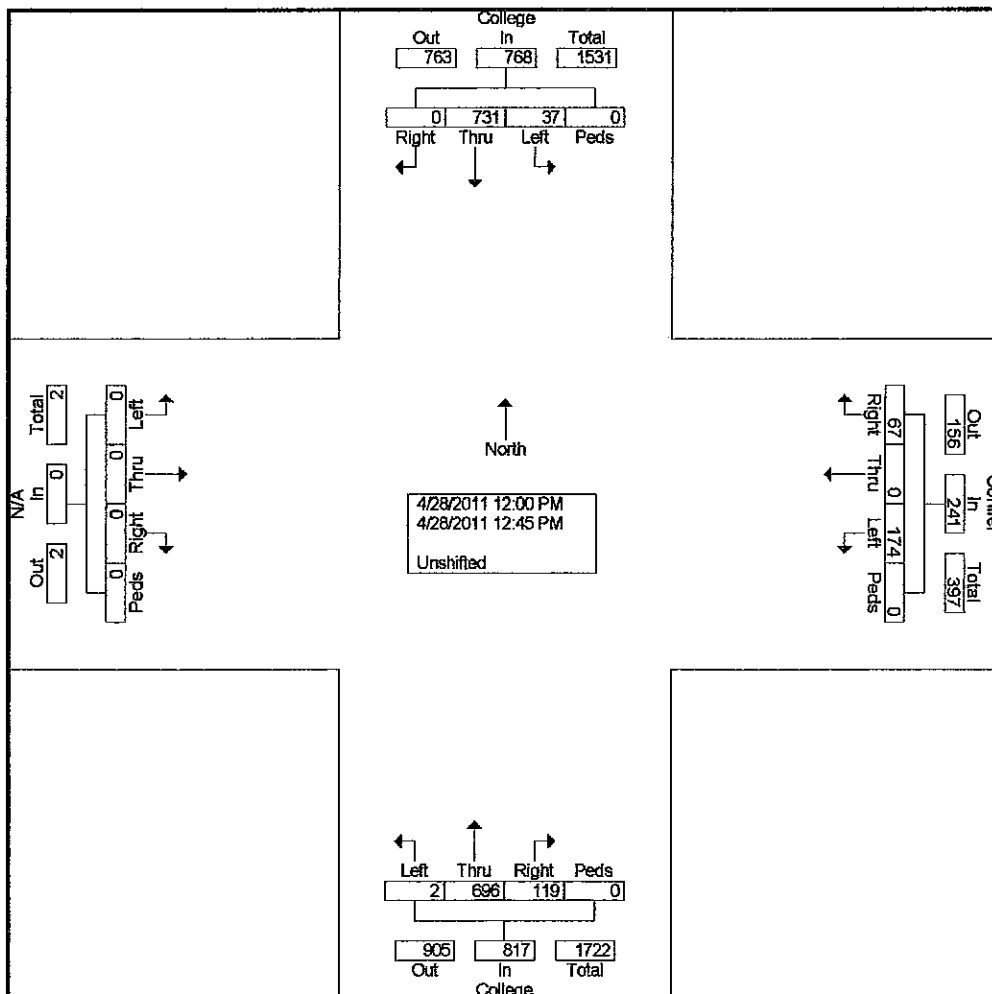
Site Code : 0000074

Start Date : 4/28/2011

Page No : 1

Groups Printed- Unshifted

Start Time	College Southbound					Conifer Westbound					College Northbound					N/A Eastbound					Int. Total
	Right	Thru	Left	Peds	App. Total	Right	Thru	Left	Peds	App. Total	Right	Thru	Left	Peds	App. Total	Right	Thru	Left	Peds	App. Total	
12:00 PM	0	196	11	0	207	16	0	45	0	61	26	162	1	0	189	0	0	0	0	0	457
12:15 PM	0	152	8	0	160	18	0	40	0	58	33	152	0	0	185	0	0	0	0	0	403
12:30 PM	0	199	7	0	206	24	0	49	0	73	20	204	1	0	225	0	0	0	0	0	504
12:45 PM	0	184	11	0	195	9	0	40	0	49	40	178	0	0	218	0	0	0	0	0	462
Total	0	731	37	0	768	67	0	174	0	241	119	696	2	0	817	0	0	0	0	0	1826
Grand Total	0	731	37	0	768	67	0	174	0	241	119	696	2	0	817	0	0	0	0	0	1826
Apprch %	0	95.2	4.8	0		27.8	0	72.2	0		14.6	85.2	0.2	0		0	0	0	0	0	
Total %	0	40	2	0	42.1	3.7	0	9.5	0	13.2	6.5	38.1	0.1	0	44.7	0	0	0	0	0	



City of Fort Collins

PO Box 580 80522-580

Fort Collins CO

Turning Movement Study

North\South Street: College

East\West Street: Conifer

Time: PM

ICU Number: 74

File Name : College & Conifer 04-28-11

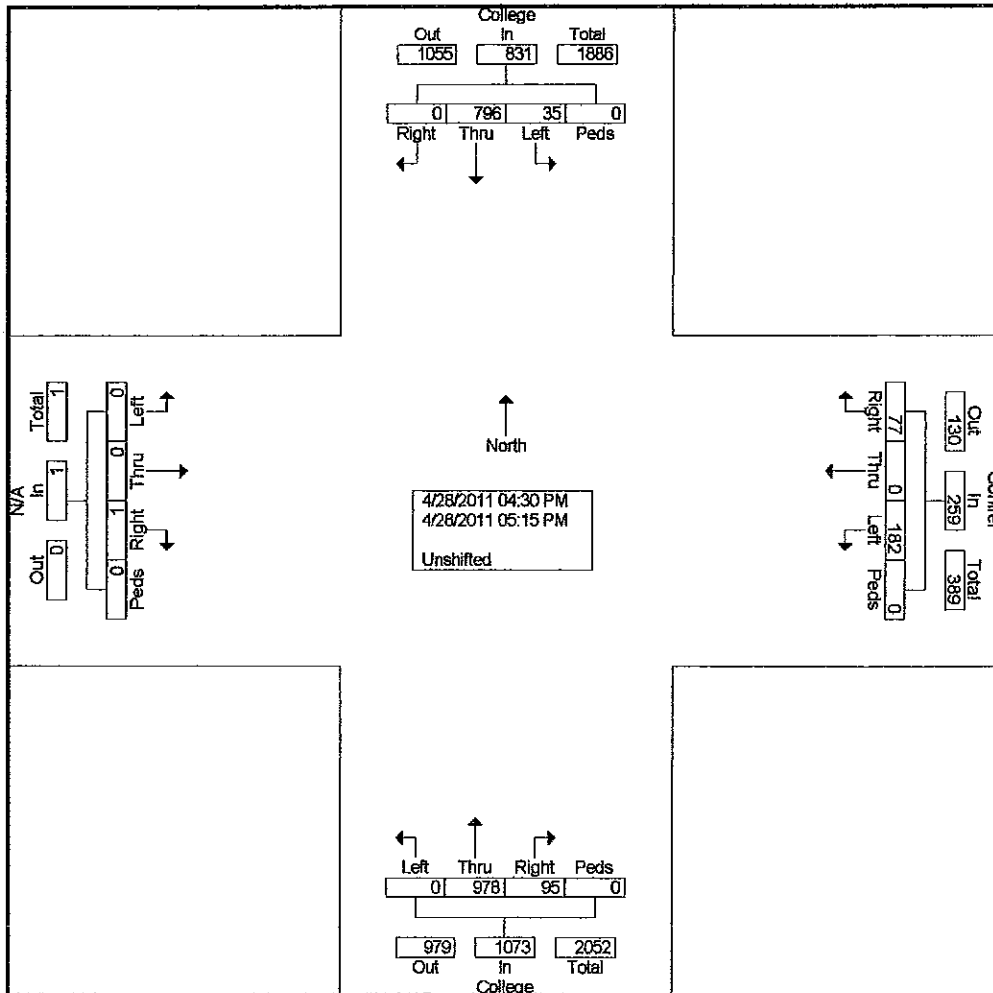
Site Code : 0000074

Start Date : 4/28/2011

Page No : 1

Groups Printed- Unshifted

Start Time	College Southbound					Conifer Westbound					College Northbound					N/A Eastbound					Int. Total
	Right	Thru	Left	Peds	App. Total	Right	Thru	Left	Peds	App. Total	Right	Thru	Left	Peds	App. Total	Right	Thru	Left	Peds	App. Total	
04:30 PM	0	200	4	0	204	17	0	47	0	64	24	213	0	0	237	0	0	0	0	0	505
04:45 PM	0	183	13	0	196	25	0	41	0	66	28	237	0	0	265	1	0	0	0	1	528
Total	0	383	17	0	400	42	0	88	0	130	52	450	0	0	502	1	0	0	0	1	1033
05:00 PM	0	204	8	0	212	18	0	44	0	62	25	252	0	0	277	0	0	0	0	0	551
05:15 PM	0	209	10	0	219	17	0	50	0	67	18	276	0	0	294	0	0	0	0	0	580
Grand Total	0	796	35	0	831	77	0	182	0	259	95	978	0	0	1073	1	0	0	0	1	2164
Apprch %	0	95.8	4.2	0		29.7	0	70.3	0		8.9	91.1	0	0		100	0	0	0		
Total %	0	36.8	1.6	0	38.4	3.6	0	8.4	0	12	4.4	45.2	0	0	49.6	0	0	0	0	0	



City of Fort Collins

PO Box 580 80522-580

Fort Collins CO

Turning Movement Study

File Name : College & Conifer 04-28-11

Site Code : 00000074

Start Date : 4/28/2011

Page No : 2

Start Time	College Southbound					Conifer Westbound					College Northbound					N/A Eastbound					Int. Total
	Right	Thru	Left	Peds	App. Total	Right	Thru	Left	Peds	App. Total	Right	Thru	Left	Peds	App. Total	Right	Thru	Left	Peds	App. Total	

Peak Hour Analysis From 07:30 AM to 08:15 AM - Peak 1 of 1

Peak Hour for Each Approach Begins at:

	07:30 AM					07:30 AM					07:30 AM					07:30 AM				
+0 mins.	0	206	9	0	215	9	0	21	0	30	23	109	0	0	132	0	0	0	0	0
+15 mins.	0	249	9	0	258	9	0	26	0	35	25	133	0	0	158	0	0	0	0	0
+30 mins.	0	217	6	0	223	6	0	31	0	37	23	136	0	0	159	0	0	0	0	0
+45 mins.	0	175	5	0	180	6	0	28	0	34	27	115	0	0	142	0	0	0	0	0
Total Volume	0	847	29	0	876	30	0	106	0	136	98	493	0	0	591	0	0	0	0	0
% App. Total	0	96.7	3.3	0		22.1	0	77.9	0		16.6	83.4	0	0		0	0	0	0	
PHF	.000	.850	.806	.000	.849	.833	.000	.855	.000	.919	.907	.906	.000	.000	.929	.000	.000	.000	.000	.000

Peak Hour Analysis From 12:00 PM to 12:45 PM - Peak 1 of 1

Peak Hour for Each Approach Begins at:

	12:00 PM					12:00 PM					12:00 PM					12:00 PM				
+0 mins.	0	196	11	0	207	16	0	45	0	61	26	162	1	0	189	0	0	0	0	0
+15 mins.	0	152	8	0	160	18	0	40	0	58	33	152	0	0	185	0	0	0	0	0
+30 mins.	0	199	7	0	206	24	0	49	0	73	20	204	1	0	225	0	0	0	0	0
+45 mins.	0	184	11	0	195	9	0	40	0	49	40	178	0	0	218	0	0	0	0	0
Total Volume	0	731	37	0	768	67	0	174	0	241	119	696	2	0	817	0	0	0	0	0
% App. Total	0	95.2	4.8	0		27.8	0	72.2	0		14.6	85.2	0.2	0		0	0	0	0	
PHF	.000	.918	.841	.000	.928	.698	.000	.888	.000	.825	.744	.853	.500	.000	.908	.000	.000	.000	.000	.000

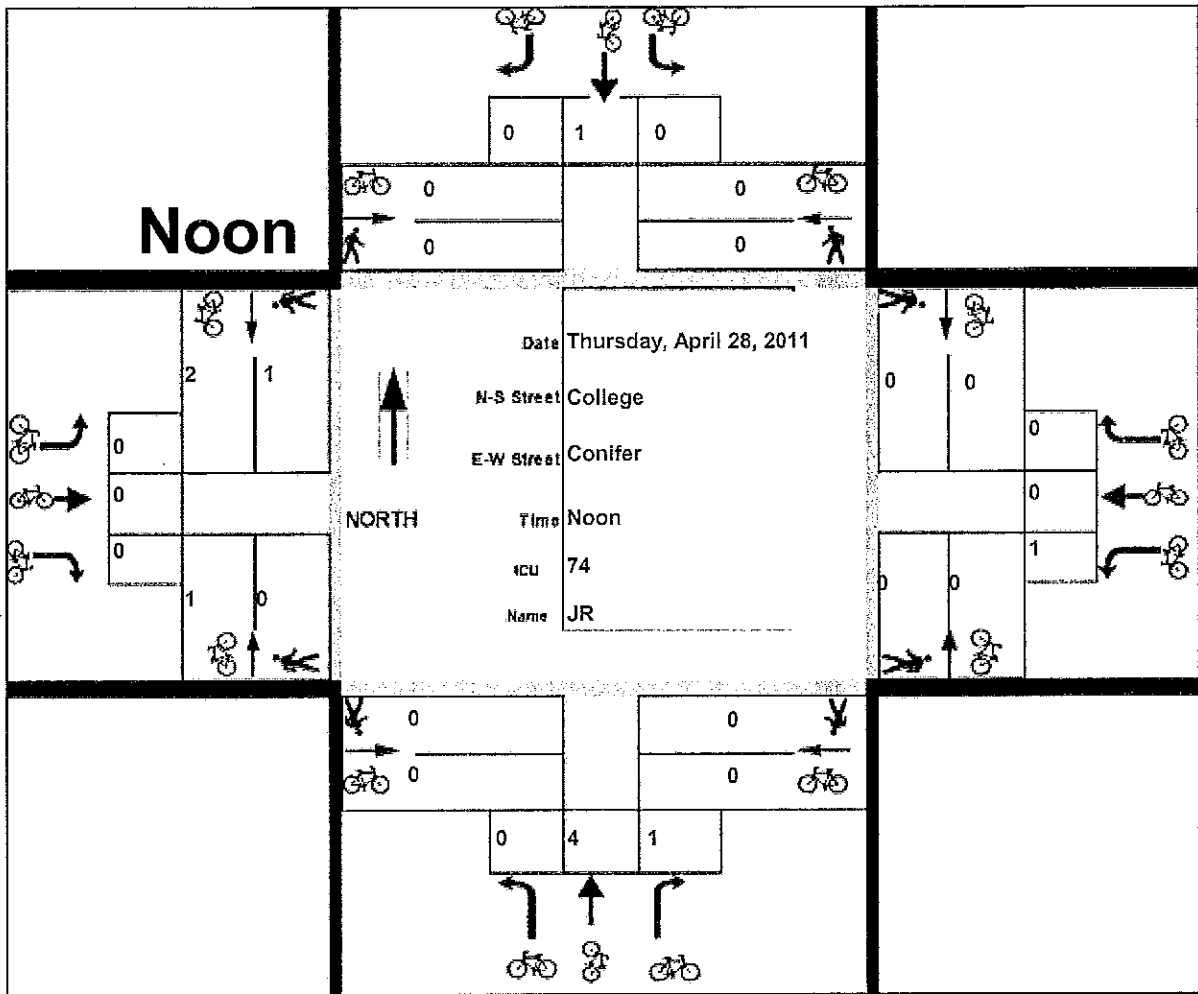
Peak Hour Analysis From 04:30 PM to 05:15 PM - Peak 1 of 1

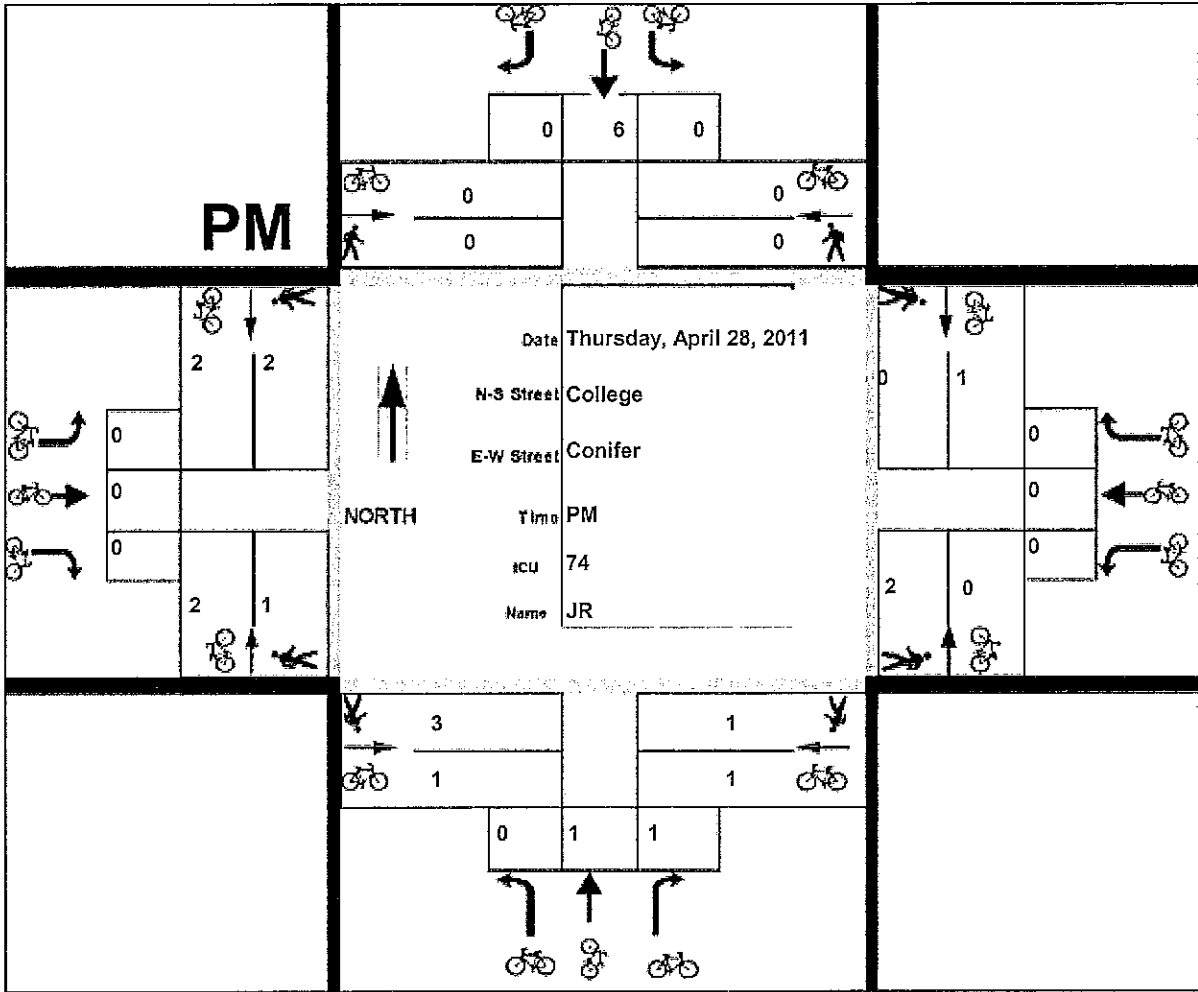
Peak Hour for Each Approach Begins at:

	04:30 PM					04:30 PM					04:30 PM					04:30 PM				
+0 mins.	0	200	4	0	204	17	0	47	0	64	24	213	0	0	237	0	0	0	0	0
+15 mins.	0	183	13	0	196	25	0	41	0	66	28	237	0	0	265	1	0	0	0	1
+30 mins.	0	204	8	0	212	18	0	44	0	62	25	252	0	0	277	0	0	0	0	0
+45 mins.	0	209	10	0	219	17	0	50	0	67	18	276	0	0	294	0	0	0	0	0
Total Volume	0	796	35	0	831	77	0	182	0	259	95	978	0	0	1073	1	0	0	0	1
% App. Total	0	95.8	4.2	0		29.7	0	70.3	0		8.9	91.1	0	0		100	0	0	0	
PHF	.000	.952	.673	.000	.949	.770	.000	.910	.000	.966	.848	.886	.000	.000	.912	.250	.000	.000	.000	.250

Bicycle - Pedestrian Input Form

Record Numb 228			
AM			
	Date Thursday, April 28, 2011 N-S Street College E-W Street Conifer Time AM ICU 74 Name JR		





Combined Total of AM Noon and PM

