

# City of Fort Collins

PO Box 580 80522-580

Fort Collins CO

## Turning Movement Study

North\South Street: College

East\West Street: Foothills

Time: AM

ICU Number: 3

File Name : College & Foothills 04-19-11

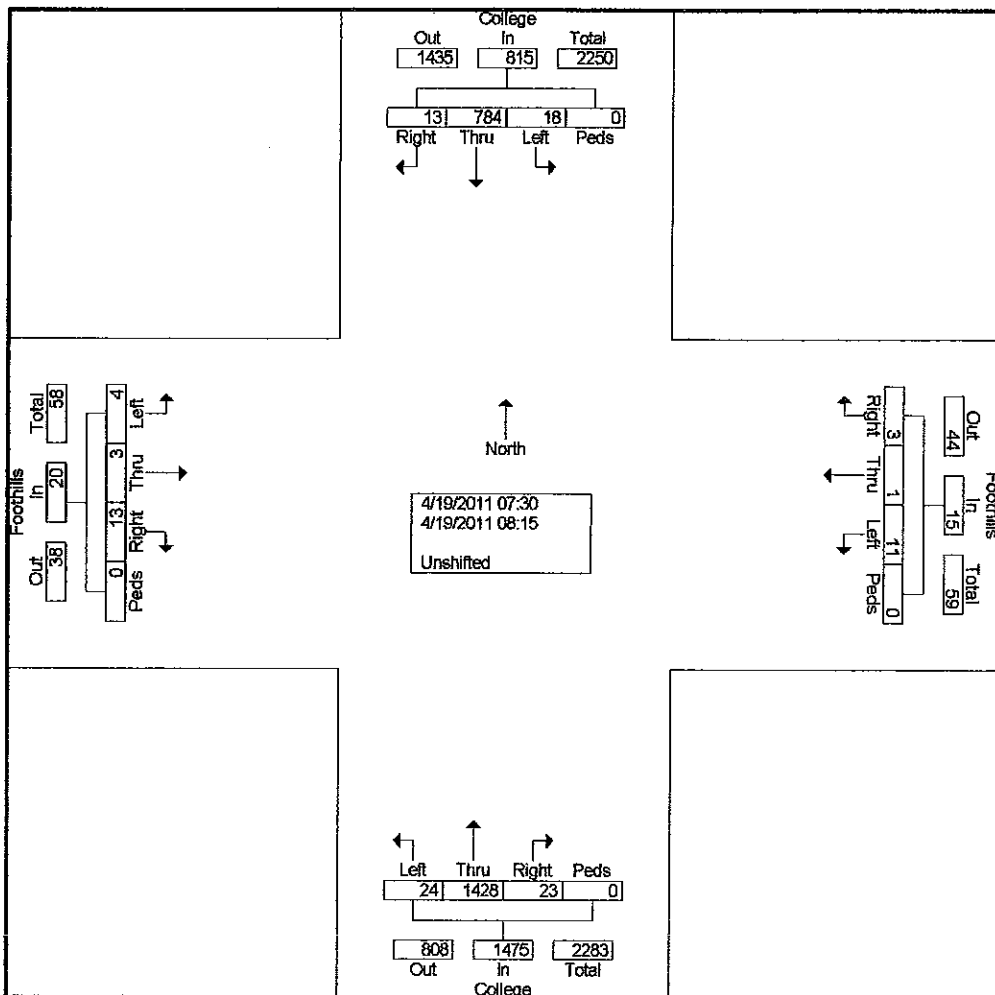
Site Code : 0000003

Start Date : 4/19/2011

Page No : 1

### Groups Printed- Unshifted

Start Time	College Southbound					Foothills Westbound					College Northbound					Foothills Eastbound					Int. Total
	Right	Thru	Left	Peds	App. Total	Right	Thru	Left	Peds	App. Total	Right	Thru	Left	Peds	App. Total	Right	Thru	Left	Peds	App. Total	
07:30	2	190	4	0	196	1	1	1	0	3	7	355	3	0	365	1	0	0	0	1	565
07:45	5	224	2	0	231	0	0	2	0	2	5	438	6	0	449	6	1	2	0	9	691
Total	7	414	6	0	427	1	1	3	0	5	12	793	9	0	814	7	1	2	0	10	1256
08:00	5	183	7	0	195	0	0	0	0	0	4	318	6	0	328	1	1	0	0	2	525
08:15	1	187	5	0	193	2	0	8	0	10	7	317	9	0	333	5	1	2	0	8	544
Grand Total	13	784	18	0	815	3	1	11	0	15	23	1428	24	0	1475	13	3	4	0	20	2325
Approch %	1.6	96.2	2.2	0		20	6.7	73.3	0		1.6	96.8	1.6	0		65	15	20	0		
Total %	0.6	33.7	0.8	0	35.1	0.1	0	0.5	0	0.6	1	61.4	1	0	63.4	0.6	0.1	0.2	0	0.9	



# City of Fort Collins

PO Box 580 80522-580

Fort Collins CO

## Turning Movement Study

North\South Street: College

East\West Street: Foothills

Time: Noon

ICU Number: 3

File Name : College & Foothills 04-19-11

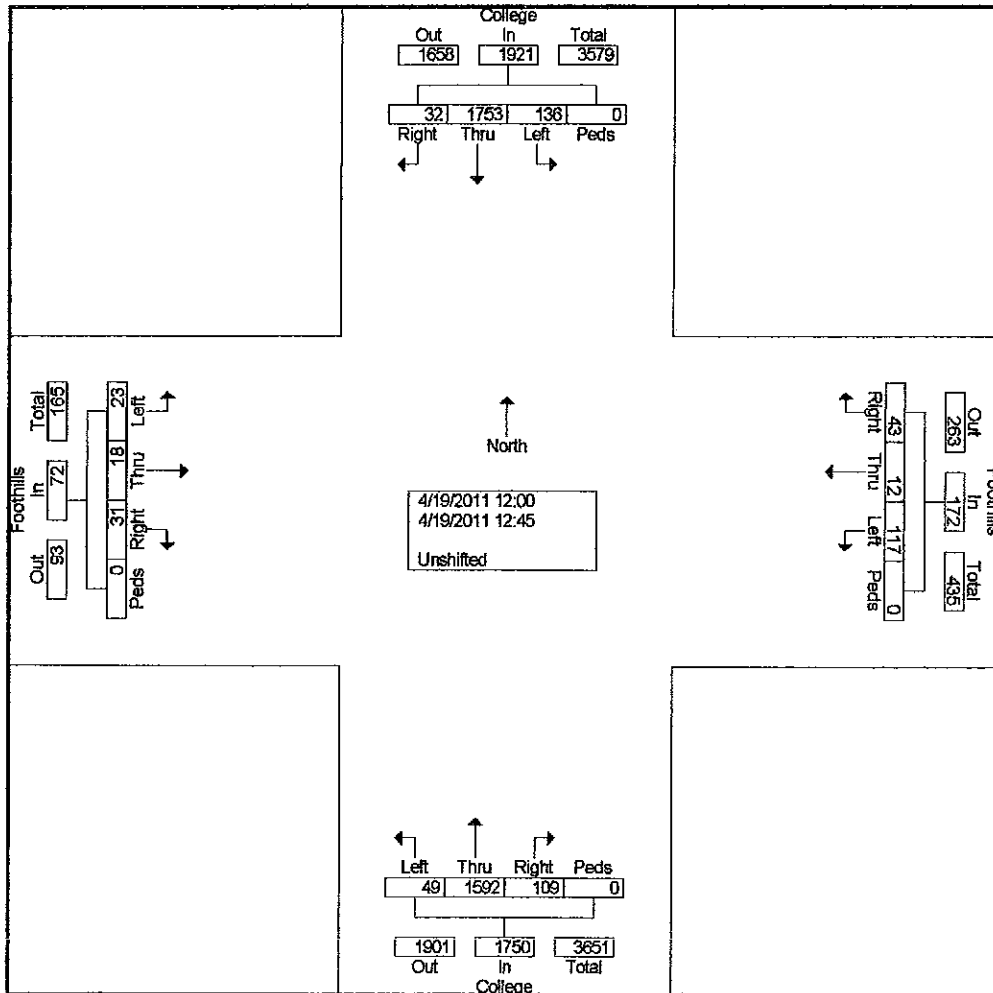
Site Code : 00000003

Start Date : 4/19/2011

Page No : 1

### Groups Printed- Unshifted

Start Time	College Southbound					Foothills Westbound					College Northbound					Foothills Eastbound					Int. Total
	Right	Thru	Left	Peds	App. Total	Right	Thru	Left	Peds	App. Total	Right	Thru	Left	Peds	App. Total	Right	Thru	Left	Peds	App. Total	
12:00	7	405	28	0	440	11	2	32	0	45	24	404	23	0	451	8	4	7	0	19	955
12:15	6	476	39	0	521	10	0	19	0	29	33	359	9	0	401	6	6	7	0	19	970
12:30	9	395	37	0	441	16	5	36	0	57	18	440	8	0	466	11	2	4	0	17	981
12:45	10	477	32	0	519	6	5	30	0	41	34	389	9	0	432	6	6	5	0	17	1009
<b>Total</b>	<b>32</b>	<b>1753</b>	<b>136</b>	<b>0</b>	<b>1921</b>	<b>43</b>	<b>12</b>	<b>117</b>	<b>0</b>	<b>172</b>	<b>109</b>	<b>1592</b>	<b>49</b>	<b>0</b>	<b>1750</b>	<b>31</b>	<b>18</b>	<b>23</b>	<b>0</b>	<b>72</b>	<b>3915</b>
<b>Grand Total</b>	<b>32</b>	<b>1753</b>	<b>136</b>	<b>0</b>	<b>1921</b>	<b>43</b>	<b>12</b>	<b>117</b>	<b>0</b>	<b>172</b>	<b>109</b>	<b>1592</b>	<b>49</b>	<b>0</b>	<b>1750</b>	<b>31</b>	<b>18</b>	<b>23</b>	<b>0</b>	<b>72</b>	<b>3915</b>
<b>Approch %</b>	<b>1.7</b>	<b>91.3</b>	<b>7.1</b>	<b>0</b>		<b>25</b>	<b>7</b>	<b>68</b>	<b>0</b>		<b>6.2</b>	<b>91</b>	<b>2.8</b>	<b>0</b>		<b>43.1</b>	<b>25</b>	<b>31.9</b>	<b>0</b>		
<b>Total %</b>	<b>0.8</b>	<b>44.8</b>	<b>3.5</b>	<b>0</b>		<b>1.1</b>	<b>0.3</b>	<b>3</b>	<b>0</b>		<b>2.8</b>	<b>40.7</b>	<b>1.3</b>	<b>0</b>		<b>0.8</b>	<b>0.5</b>	<b>0.6</b>	<b>0</b>		<b>1.8</b>



# City of Fort Collins

PO Box 580 80522-580

Fort Collins CO

## Turning Movement Study

North\South Street: College

East\West Street: Foothills

Time: PM

ICU Number: 3

File Name : College & Foothills 04-19-11

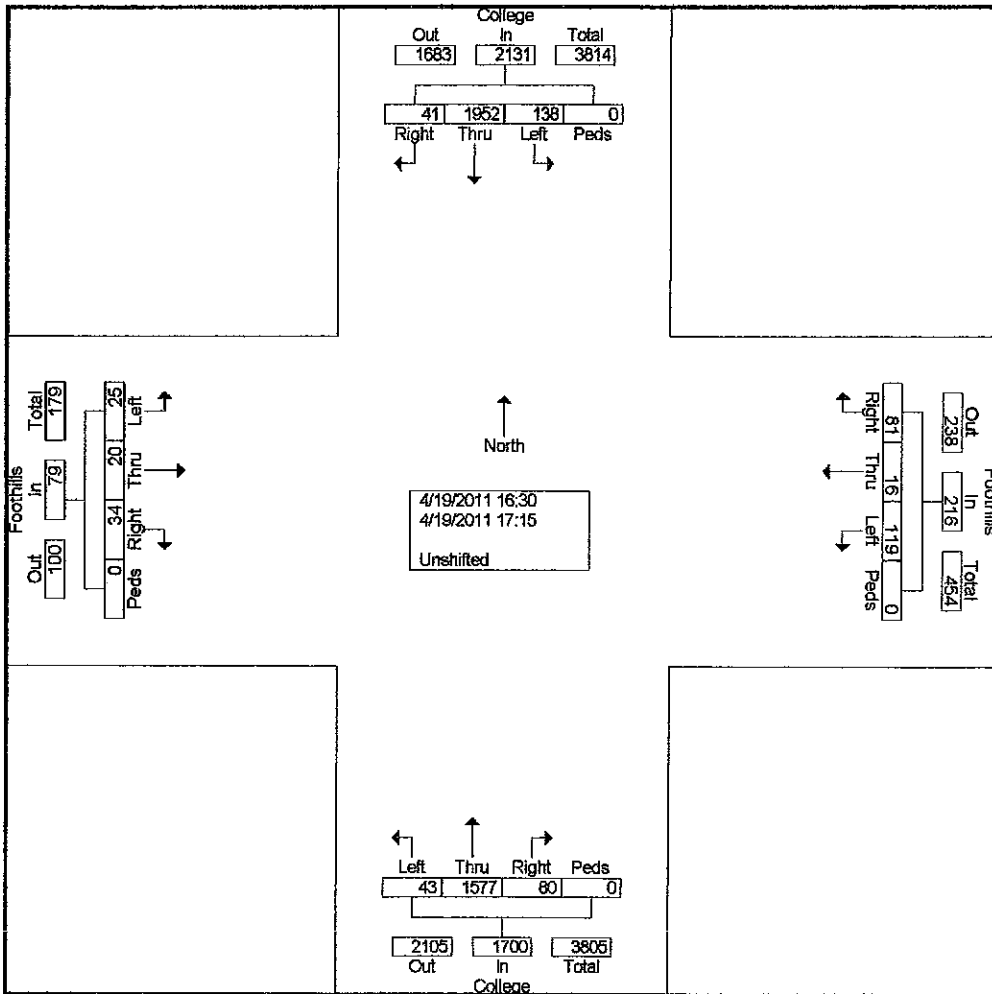
Site Code : 00000003

Start Date : 4/19/2011

Page No : 1

### Groups Printed- Unshifted

Start Time	College Southbound					Foothills Westbound					College Northbound					Foothills Eastbound					Int. Total
	Right	Thru	Left	Peds	App. Total	Right	Thru	Left	Peds	App. Total	Right	Thru	Left	Peds	App. Total	Right	Thru	Left	Peds	App. Total	
16:30	9	447	23	0	479	24	1	32	0	57	19	369	14	0	402	1	2	6	0	9	947
16:45	13	478	42	0	533	15	3	26	0	44	21	373	10	0	404	13	9	6	0	28	1009
Total	22	925	65	0	1012	39	4	58	0	101	40	742	24	0	806	14	11	12	0	37	1956
17:00	8	479	40	0	527	18	5	36	0	59	12	393	6	0	411	12	4	9	0	25	1022
17:15	11	548	33	0	592	24	7	25	0	56	28	442	13	0	483	8	5	4	0	17	1148
Grand Total	41	1952	138	0	2131	81	18	119	0	216	80	1577	43	0	1700	34	20	25	0	79	4126
Apprch %	1.9	91.6	6.5	0		37.5	7.4	55.1	0		4.7	92.8	2.5	0		43	25.3	31.6	0		
Total %	1	47.3	3.3	0	51.6	2	0.4	2.9	0	5.2	1.9	38.2	1	0	41.2	0.8	0.5	0.6	0	1.9	



# City of Fort Collins

PO Box 580 80522-580

Fort Collins CO

## Turning Movement Study

North\South Street: College

East\West Street: Foothills

Time: AM

ICU Number: 3

File Name : College & Foothills 04-19-11

Site Code : 00000003

Start Date : 4/19/2011

Page No : 2

Start Time	College Southbound					Foothills Westbound					College Northbound					Foothills Eastbound					Int. Total
	Right	Thru	Left	Peds	App. Total	Right	Thru	Left	Peds	App. Total	Right	Thru	Left	Peds	App. Total	Right	Thru	Left	Peds	App. Total	

Peak Hour Analysis From 07:30 to 08:15 - Peak 1 of 1

Peak Hour for Each Approach Begins at:

	07:30					07:30					07:30					07:30									
+0 mins.	2	190	4	0	196	1	1	1	0	3	7	355	3	0	365	1	0	0	0	1	1	0	0	0	1
+15 mins.	5	224	2	0	231	0	0	2	0	2	5	438	6	0	449	6	1	2	0	9	6	1	2	0	9
+30 mins.	5	183	7	0	195	0	0	0	0	0	4	318	6	0	328	1	1	0	0	2	1	1	0	0	2
+45 mins.	1	187	5	0	193	2	0	8	0	10	7	317	9	0	333	5	1	2	0	8	5	1	2	0	8
Total Volume	13	784	18	0	815	3	1	11	0	15	23	1428	24	0	1475	13	3	4	0	20	13	3	4	0	20
% App. Total																									
PHF	.650	.875	.643	.000	.882	.375	.250	.344	.000	.375	.821	.815	.667	.000	.821	.542	.750	.500	.000	.556	.542	.750	.500	.000	.556

Peak Hour Analysis From 12:00 to 12:45 - Peak 1 of 1

Peak Hour for Each Approach Begins at:

	12:00					12:00					12:00					12:00									
+0 mins.	7	405	28	0	440	11	2	32	0	45	24	404	23	0	451	8	4	7	0	19	8	4	7	0	19
+15 mins.	6	476	39	0	521	10	0	19	0	29	33	359	9	0	401	6	6	7	0	19	6	6	7	0	19
+30 mins.	9	395	37	0	441	16	5	36	0	57	18	440	8	0	466	11	2	4	0	17	11	2	4	0	17
+45 mins.	10	477	32	0	519	6	5	30	0	41	34	389	9	0	432	6	6	5	0	17	6	6	5	0	17
Total Volume	32	1753	136	0	1921	43	12	117	0	172	109	1592	49	0	1750	31	18	23	0	72	31	18	23	0	72
% App. Total																									
PHF	.800	.919	.872	.000	.922	.672	.600	.813	.000	.754	.801	.905	.533	.000	.939	.705	.750	.821	.000	.947	.705	.750	.821	.000	.947

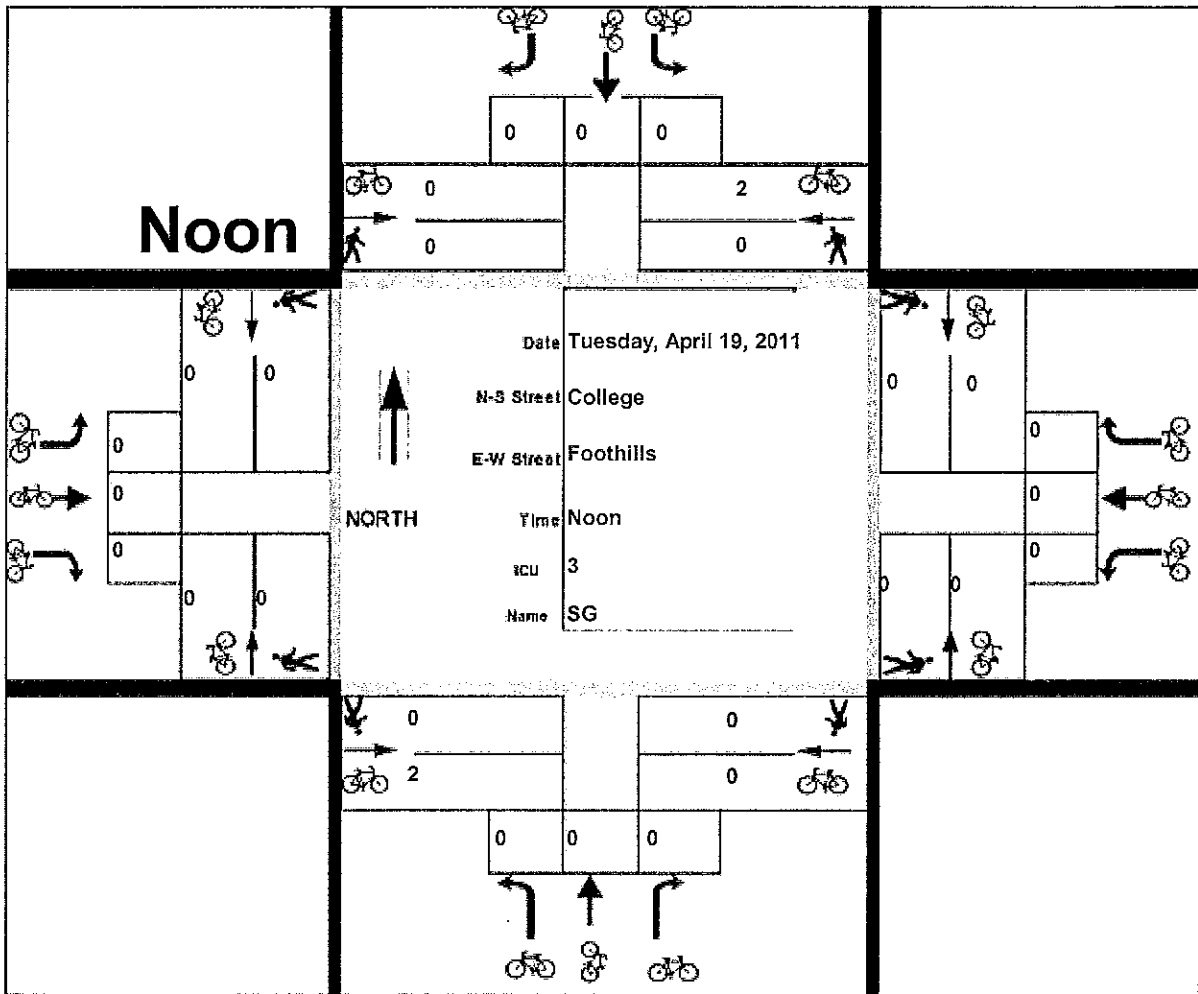
Peak Hour Analysis From 16:30 to 17:15 - Peak 1 of 1

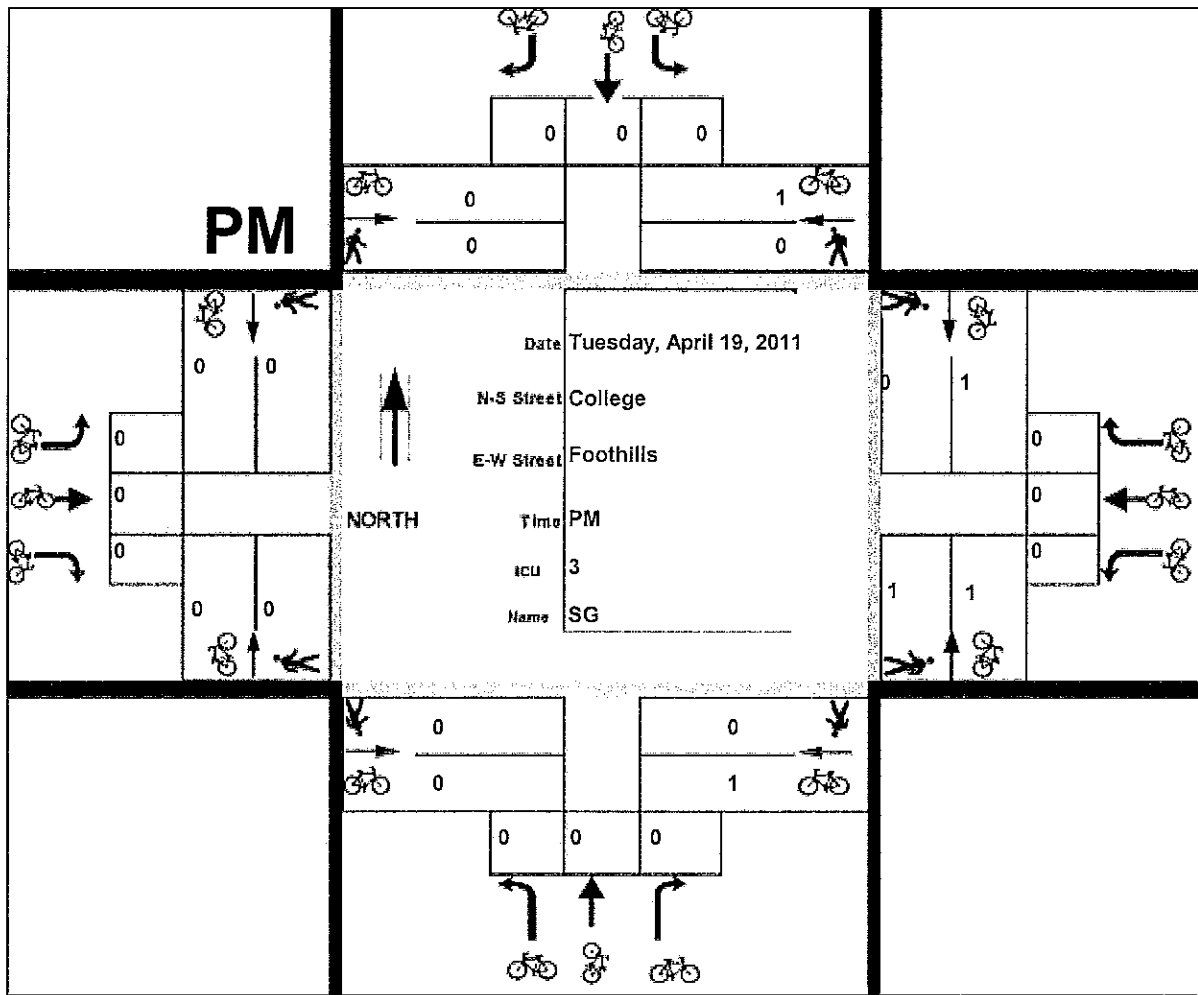
Peak Hour for Each Approach Begins at:

	16:30					16:30					16:30					16:30									
+0 mins.	9	447	23	0	479	24	1	32	0	57	19	369	14	0	402	1	2	6	0	9	1	2	6	0	9
+15 mins.	13	478	42	0	533	15	3	26	0	44	21	373	10	0	404	13	9	6	0	28	13	9	6	0	28
+30 mins.	8	479	40	0	527	18	5	36	0	59	12	393	6	0	411	12	4	9	0	25	12	4	9	0	25
+45 mins.	11	548	33	0	592	24	7	25	0	56	28	442	13	0	483	8	5	4	0	17	8	5	4	0	17
Total Volume	41	1952	138	0	2131	81	16	119	0	216	80	1577	43	0	1700	34	20	25	0	79	34	20	25	0	79
% App. Total																									
PHF	.788	.891	.821	.000	.900	.844	.571	.826	.000	.915	.714	.892	.768	.000	.880	.654	.556	.694	.000	.705	.654	.556	.694	.000	.705

# Bicycle - Pedestrian Input Form

<p>Record Num 225</p> <p style="font-size: 2em; text-align: center;"><b>AM</b></p>		
	<p>Date: Tuesday, April 19, 2011</p> <p>N-S Street: College</p> <p>E-W Street: Foothills</p> <p>Time: AM</p> <p>ICU: 3</p> <p>Name: SG</p> <p style="font-size: 1.5em; text-align: center;">NORTH</p>	





# Combined Total of AM Noon and PM

