

City of Fort Collins

626 Linden Street, PO Box 580
Fort Collins Co 80522-0580

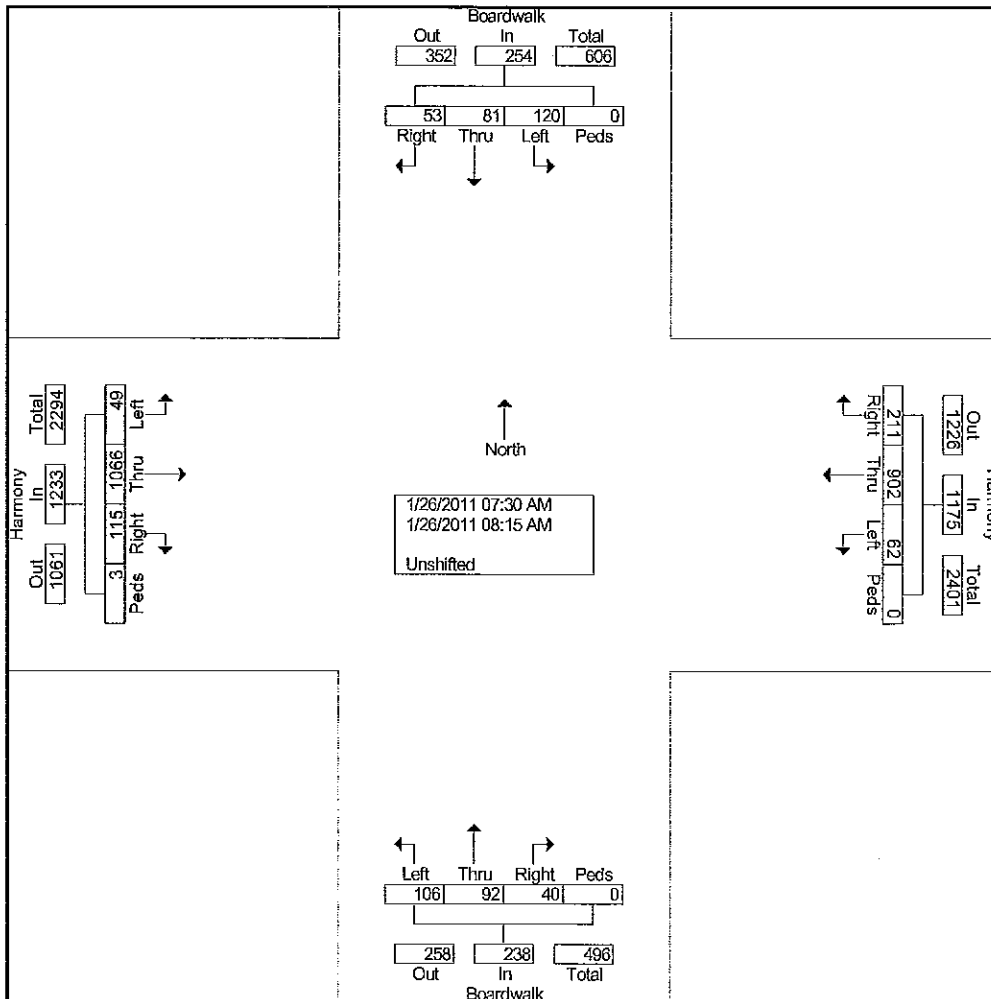
Turning Movement Study

North/South Street: Boardwalk
East/West Street: Harmony
Time: AM
ICU Number: 99

File Name : Boardwalk & Harmony 1-26-11
Site Code : 00000099
Start Date : 1/26/2011
Page No : 1

Groups Printed- Unshifted

| Start Time | Boardwalk Southbound | | | | | Harmony Westbound | | | | | Boardwalk Northbound | | | | | Harmony Eastbound | | | | | Int. Total |
|--------------------|----------------------|-----------|------------|----------|------------|-------------------|------------|-----------|----------|-------------|----------------------|-----------|------------|----------|------------|-------------------|-------------|-----------|----------|-------------|-------------|
| | Right | Thru | Left | Peds | App. Total | Right | Thru | Left | Peds | App. Total | Right | Thru | Left | Peds | App. Total | Right | Thru | Left | Peds | App. Total | |
| 07:30 AM | 9 | 16 | 28 | 0 | 53 | 38 | 226 | 15 | 0 | 279 | 10 | 22 | 28 | 0 | 60 | 17 | 260 | 3 | 0 | 280 | 672 |
| 07:45 AM | 10 | 36 | 38 | 0 | 84 | 66 | 237 | 13 | 0 | 316 | 12 | 22 | 25 | 0 | 59 | 27 | 322 | 12 | 0 | 361 | 820 |
| Total | 19 | 52 | 66 | 0 | 137 | 104 | 463 | 28 | 0 | 595 | 22 | 44 | 53 | 0 | 119 | 44 | 582 | 15 | 0 | 641 | 1492 |
| 08:00 AM | 19 | 16 | 24 | 0 | 59 | 58 | 219 | 22 | 0 | 299 | 7 | 25 | 26 | 0 | 58 | 33 | 251 | 20 | 0 | 304 | 720 |
| 08:15 AM | 15 | 13 | 30 | 0 | 58 | 49 | 220 | 12 | 0 | 281 | 11 | 23 | 27 | 0 | 61 | 38 | 233 | 14 | 3 | 288 | 688 |
| Grand Total | 53 | 81 | 120 | 0 | 254 | 211 | 902 | 62 | 0 | 1175 | 40 | 92 | 106 | 0 | 238 | 115 | 1066 | 49 | 3 | 1233 | 2900 |
| Apprch % | 20.9 | 31.9 | 47.2 | 0 | | 18 | 76.8 | 5.3 | 0 | | 16.8 | 38.7 | 44.5 | 0 | | 9.3 | 86.5 | 4 | 0.2 | | |
| Total % | 1.8 | 2.8 | 4.1 | 0 | 8.8 | 7.3 | 31.1 | 2.1 | 0 | 40.5 | 1.4 | 3.2 | 3.7 | 0 | 8.2 | 4 | 36.8 | 1.7 | 0.1 | 42.5 | |



City of Fort Collins

626 Linden Street, PO Box 580
Fort Collins Co 80522-0580
Turning Movement Study

File Name : Boardwalk & Harmony 1-26-11
Site Code : 00000099
Start Date : 1/26/2011
Page No : 2

| Start Time | Boardwalk Southbound | | | | | Harmony Westbound | | | | | Boardwalk Northbound | | | | | Harmony Eastbound | | | | | Int. Total |
|------------|----------------------|------|------|------|------------|-------------------|------|------|------|------------|----------------------|------|------|------|------------|-------------------|------|------|------|------------|------------|
| | Right | Thru | Left | Peds | App. Total | Right | Thru | Left | Peds | App. Total | Right | Thru | Left | Peds | App. Total | Right | Thru | Left | Peds | App. Total | |

Peak Hour Analysis From 07:30 AM to 08:15 AM - Peak 1 of 1

Peak Hour for Each Approach Begins at:

| | 07:30 AM | | | | | 07:30 AM | | | | | 07:30 AM | | | | | 07:30 AM | | | | |
|--------------|----------|------|------|------|------|----------|------|------|------|------|----------|------|------|------|------|----------|------|------|------|------|
| +0 mins. | 9 | 16 | 28 | 0 | 53 | 38 | 226 | 15 | 0 | 279 | 10 | 22 | 28 | 0 | 60 | 17 | 260 | 3 | 0 | 280 |
| +15 mins. | 10 | 36 | 38 | 0 | 84 | 66 | 237 | 13 | 0 | 316 | 12 | 22 | 25 | 0 | 59 | 27 | 322 | 12 | 0 | 361 |
| +30 mins. | 19 | 16 | 24 | 0 | 59 | 58 | 219 | 22 | 0 | 299 | 7 | 25 | 26 | 0 | 58 | 33 | 251 | 20 | 0 | 304 |
| +45 mins. | 15 | 13 | 30 | 0 | 58 | 49 | 220 | 12 | 0 | 281 | 11 | 23 | 27 | 0 | 61 | 38 | 233 | 14 | 3 | 288 |
| Total Volume | 53 | 81 | 120 | 0 | 254 | 211 | 902 | 62 | 0 | 1175 | 40 | 92 | 106 | 0 | 238 | 115 | 1066 | 49 | 3 | 1233 |
| % App. Total | 20.9 | 31.9 | 47.2 | 0 | | 18 | 76.8 | 5.3 | 0 | | 16.8 | 38.7 | 44.5 | 0 | | 9.3 | 86.5 | 4 | 0.2 | |
| PHF | .697 | .563 | .789 | .000 | .756 | .799 | .951 | .705 | .000 | .930 | .833 | .920 | .946 | .000 | .975 | .757 | .828 | .613 | .250 | .854 |

Peak Hour Analysis From 12:00 PM to 12:45 PM - Peak 1 of 1

Peak Hour for Each Approach Begins at:

| | 12:00 PM | | | | | 12:00 PM | | | | | 12:00 PM | | | | | 12:00 PM | | | | |
|--------------|----------|------|------|------|------|----------|------|------|------|------|----------|------|------|------|------|----------|------|------|------|------|
| +0 mins. | 17 | 38 | 57 | 0 | 112 | 62 | 324 | 16 | 0 | 402 | 29 | 31 | 67 | 0 | 127 | 68 | 327 | 11 | 0 | 406 |
| +15 mins. | 28 | 45 | 71 | 0 | 144 | 51 | 194 | 49 | 1 | 295 | 21 | 42 | 52 | 0 | 115 | 61 | 280 | 9 | 0 | 350 |
| +30 mins. | 22 | 34 | 59 | 0 | 115 | 42 | 282 | 16 | 0 | 340 | 15 | 34 | 55 | 0 | 104 | 57 | 322 | 8 | 0 | 387 |
| +45 mins. | 11 | 51 | 65 | 0 | 127 | 67 | 235 | 23 | 0 | 325 | 23 | 56 | 59 | 0 | 138 | 67 | 291 | 9 | 0 | 367 |
| Total Volume | 78 | 168 | 252 | 0 | 498 | 222 | 1035 | 104 | 1 | 1362 | 88 | 163 | 233 | 0 | 484 | 253 | 1220 | 37 | 0 | 1510 |
| % App. Total | 15.7 | 33.7 | 50.6 | 0 | | 16.3 | 76 | 7.6 | 0.1 | | 18.2 | 33.7 | 48.1 | 0 | | 16.8 | 80.8 | 2.5 | 0 | |
| PHF | .696 | .824 | .887 | .000 | .865 | .828 | .799 | .531 | .250 | .847 | .759 | .728 | .869 | .000 | .877 | .930 | .933 | .841 | .000 | .930 |

Peak Hour Analysis From 04:30 PM to 05:15 PM - Peak 1 of 1

Peak Hour for Each Approach Begins at:

| | 04:30 PM | | | | | 04:30 PM | | | | | 04:30 PM | | | | | 04:30 PM | | | | |
|--------------|----------|------|------|------|------|----------|------|------|------|------|----------|------|------|------|------|----------|------|------|------|------|
| +0 mins. | 16 | 37 | 62 | 0 | 115 | 69 | 256 | 15 | 2 | 342 | 16 | 31 | 57 | 0 | 104 | 68 | 303 | 11 | 0 | 382 |
| +15 mins. | 19 | 37 | 53 | 0 | 109 | 42 | 309 | 26 | 0 | 377 | 16 | 41 | 31 | 0 | 88 | 53 | 283 | 8 | 0 | 344 |
| +30 mins. | 29 | 49 | 83 | 0 | 161 | 60 | 332 | 24 | 2 | 418 | 21 | 52 | 70 | 0 | 143 | 55 | 332 | 12 | 0 | 399 |
| +45 mins. | 22 | 55 | 67 | 0 | 144 | 56 | 349 | 22 | 0 | 427 | 18 | 48 | 52 | 0 | 118 | 98 | 314 | 9 | 9 | 430 |
| Total Volume | 86 | 178 | 265 | 0 | 529 | 227 | 1246 | 87 | 4 | 1564 | 71 | 172 | 210 | 0 | 453 | 274 | 1232 | 40 | 9 | 1555 |
| % App. Total | 16.3 | 33.6 | 50.1 | 0 | | 14.5 | 79.7 | 5.6 | 0.3 | | 15.7 | 38 | 46.4 | 0 | | 17.6 | 79.2 | 2.6 | 0.6 | |
| PHF | .741 | .809 | .798 | .000 | .821 | .822 | .893 | .837 | .500 | .916 | .845 | .827 | .750 | .000 | .792 | .699 | .928 | .833 | .250 | .904 |

City of Fort Collins

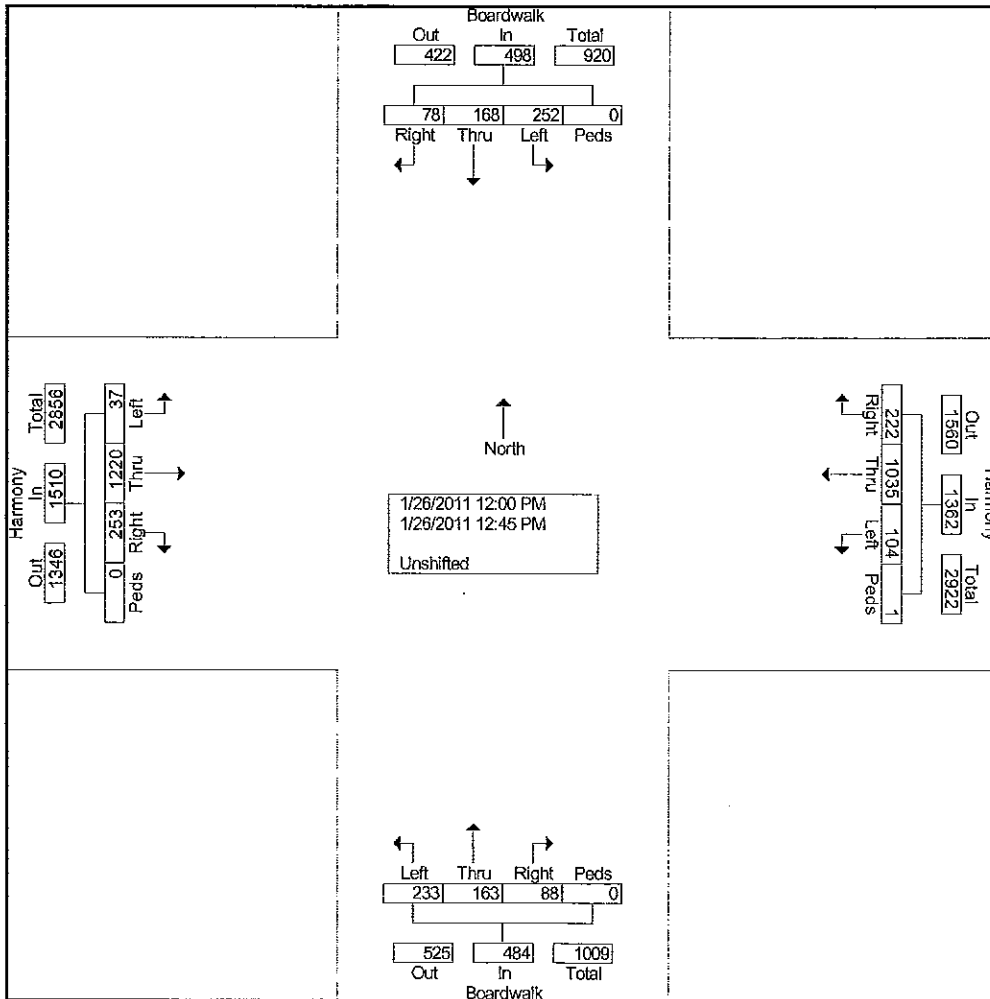
626 Linden Street, PO Box 580
Fort Collins Co 80522-0580
Turning Movement Study

North/South Street: Boardwalk
East/West Street: Harmony
Time: Noon
ICU Number: 99

File Name : Boardwalk & Harmony 1-26-11
Site Code : 00000099
Start Date : 1/26/2011
Page No : 1

Groups Printed- Unshifted

| Start Time | Boardwalk Southbound | | | | | Harmony Westbound | | | | | Boardwalk Northbound | | | | | Harmony Eastbound | | | | | Int. Total |
|--------------------|----------------------|-------------|-------------|----------|-------------|-------------------|-------------|------------|------------|-------------|----------------------|-------------|-------------|----------|-------------|-------------------|-------------|------------|----------|-------------|-------------|
| | Right | Thru | Left | Peds | App. Total | Right | Thru | Left | Peds | App. Total | Right | Thru | Left | Peds | App. Total | Right | Thru | Left | Peds | App. Total | |
| 12:00 PM | 17 | 38 | 57 | 0 | 112 | 62 | 324 | 16 | 0 | 402 | 29 | 31 | 67 | 0 | 127 | 68 | 327 | 11 | 0 | 406 | 1047 |
| 12:15 PM | 28 | 45 | 71 | 0 | 144 | 51 | 194 | 49 | 1 | 295 | 21 | 42 | 52 | 0 | 115 | 61 | 280 | 9 | 0 | 350 | 904 |
| 12:30 PM | 22 | 34 | 59 | 0 | 115 | 42 | 282 | 16 | 0 | 340 | 15 | 34 | 55 | 0 | 104 | 57 | 322 | 8 | 0 | 387 | 946 |
| 12:45 PM | 11 | 51 | 65 | 0 | 127 | 67 | 235 | 23 | 0 | 325 | 23 | 56 | 59 | 0 | 138 | 67 | 291 | 9 | 0 | 367 | 957 |
| Total | 78 | 168 | 252 | 0 | 498 | 222 | 1035 | 104 | 1 | 1362 | 88 | 163 | 233 | 0 | 484 | 253 | 1220 | 37 | 0 | 1510 | 3854 |
| Grand Total | 78 | 168 | 252 | 0 | 498 | 222 | 1035 | 104 | 1 | 1362 | 88 | 163 | 233 | 0 | 484 | 253 | 1220 | 37 | 0 | 1510 | 3854 |
| Apprch % | 15.7 | 33.7 | 50.6 | 0 | | 16.3 | 76 | 7.6 | 0.1 | | 18.2 | 33.7 | 48.1 | 0 | | 16.8 | 80.8 | 2.5 | 0 | | |
| Total % | 2 | 4.4 | 6.5 | 0 | 12.9 | 5.8 | 26.9 | 2.7 | 0 | 35.3 | 2.3 | 4.2 | 6 | 0 | 12.6 | 6.6 | 31.7 | 1 | 0 | 39.2 | |



City of Fort Collins

626 Linden Street, PO Box 580
Fort Collins Co 80522-0580

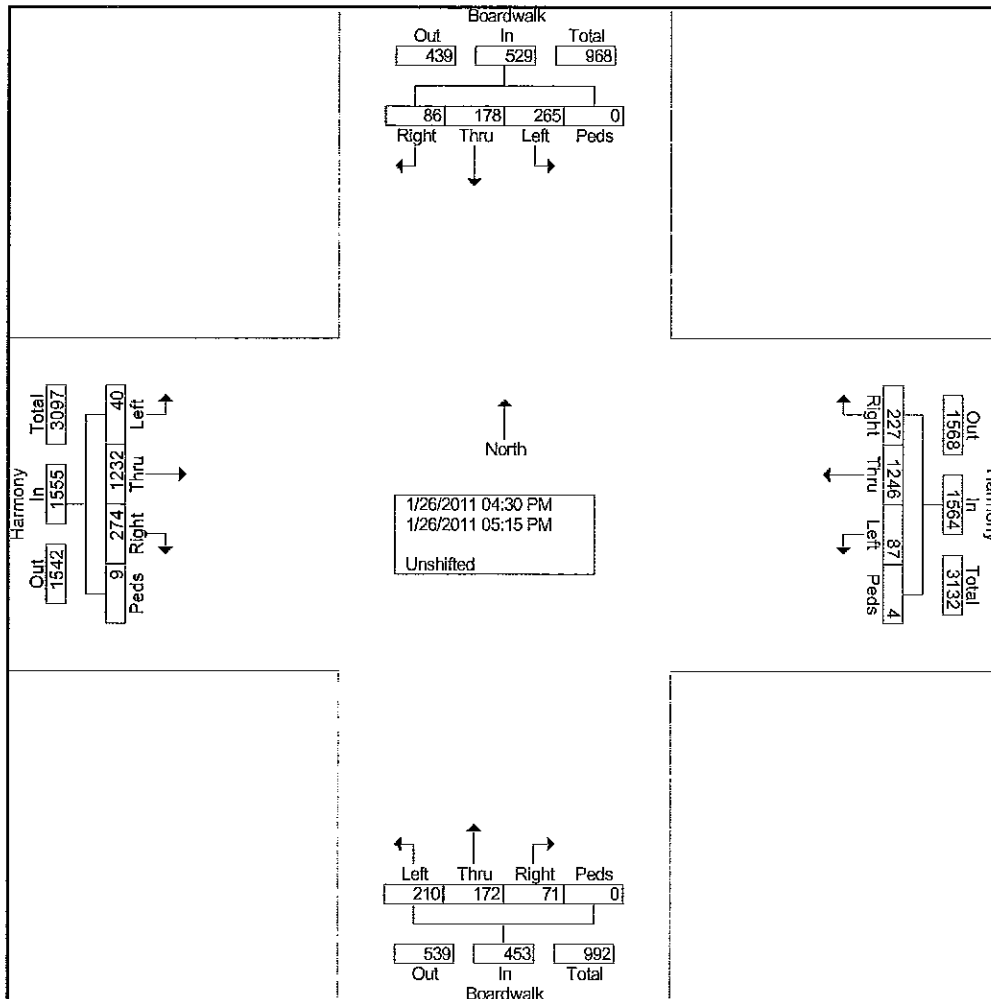
Turning Movement Study

North/South Street: Boardwalk
East/West Street: Harmony
Time: PM
ICU Number: 99

File Name : Boardwalk & Harmony 1-26-11
Site Code : 00000099
Start Date : 1/26/2011
Page No : 1

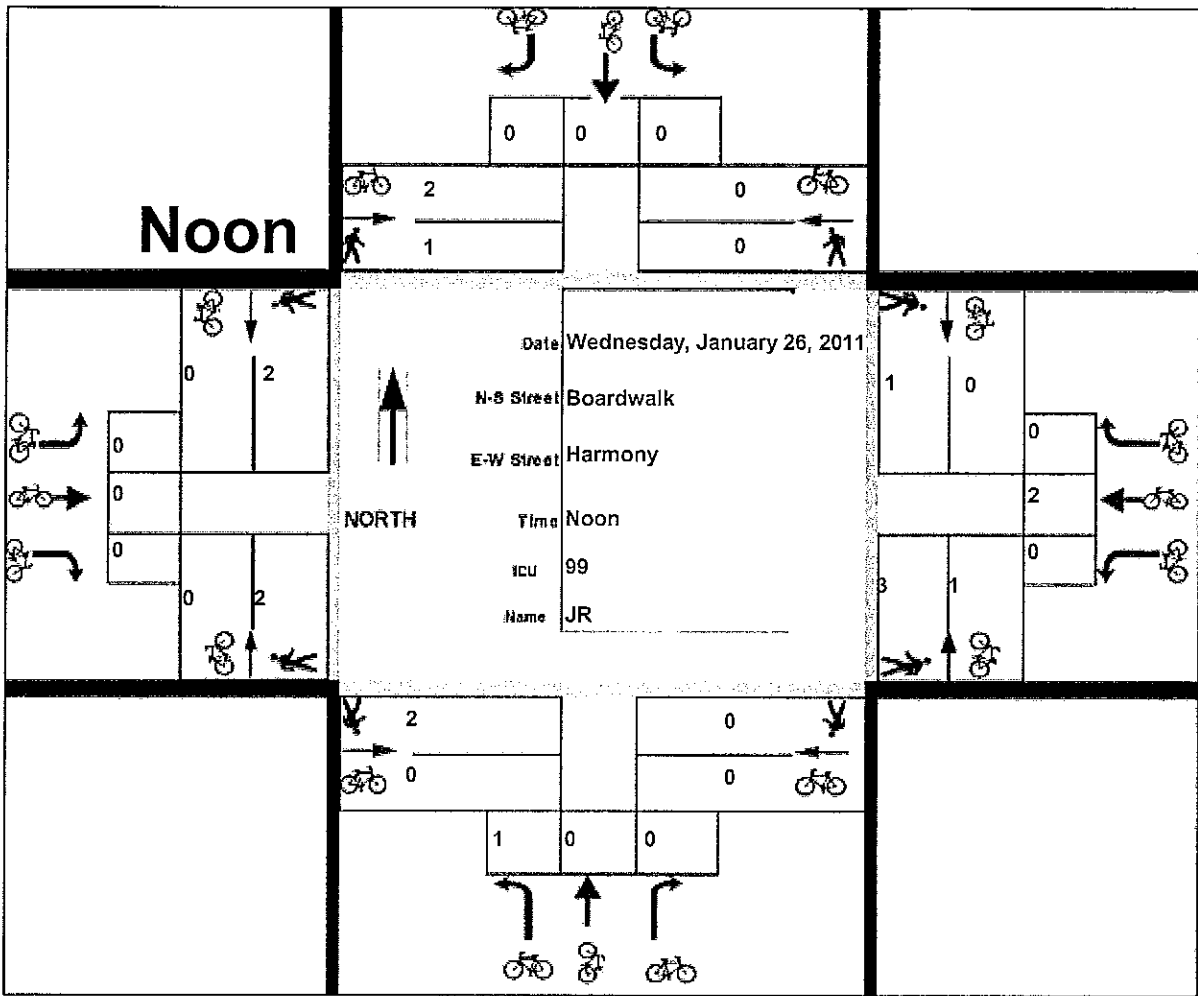
Groups Printed- Unshifted

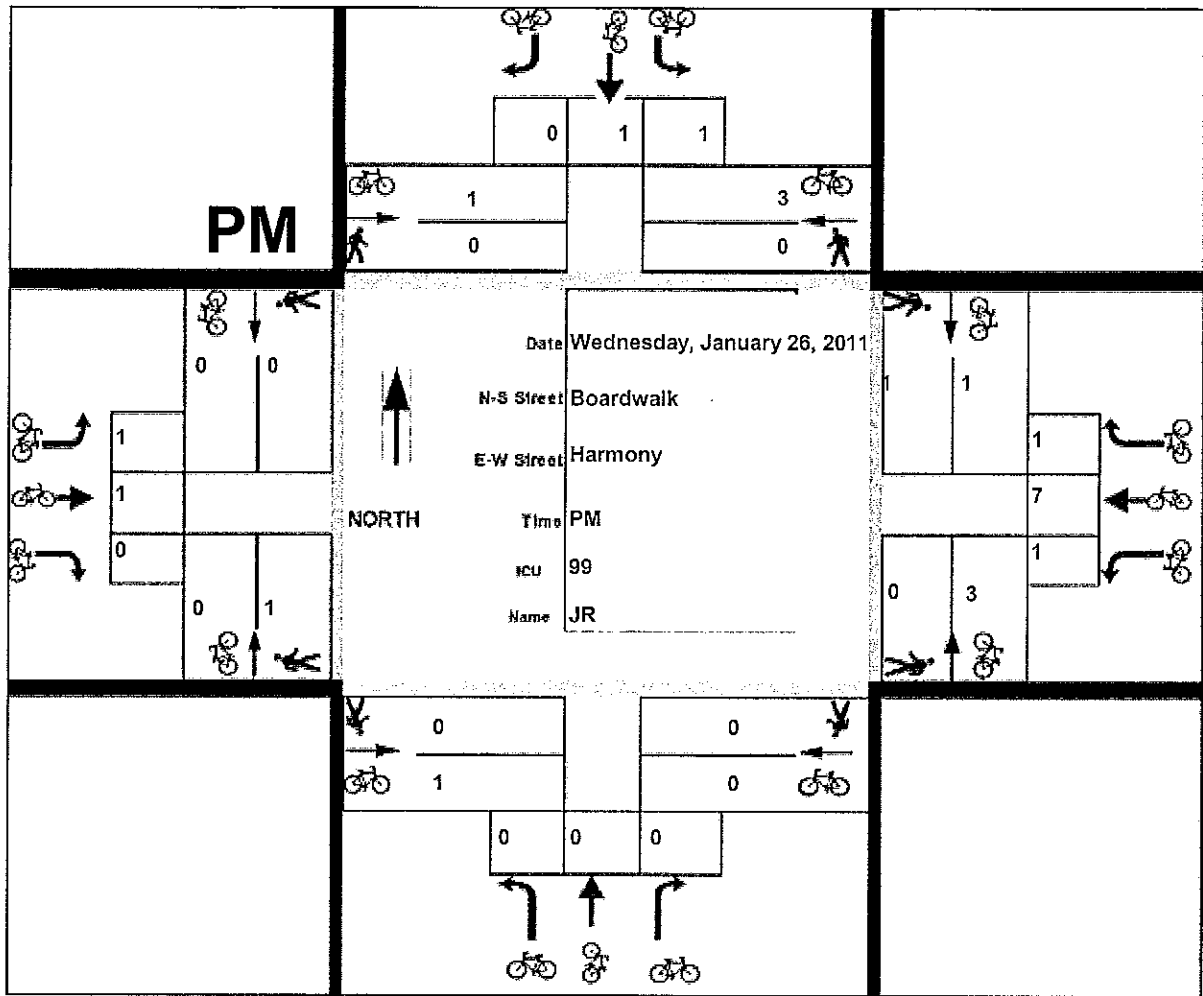
| Start Time | Boardwalk Southbound | | | | | Harmony Westbound | | | | | Boardwalk Northbound | | | | | Harmony Eastbound | | | | | Infl. Total |
|-------------|----------------------|------|------|------|------------|-------------------|------|------|------|------------|----------------------|------|------|------|------------|-------------------|------|------|------|------------|-------------|
| | Right | Thru | Left | Peds | App. Total | Right | Thru | Left | Peds | App. Total | Right | Thru | Left | Peds | App. Total | Right | Thru | Left | Peds | App. Total | |
| 04:30 PM | 16 | 37 | 62 | 0 | 115 | 69 | 256 | 15 | 2 | 342 | 16 | 31 | 57 | 0 | 104 | 68 | 303 | 11 | 0 | 382 | 943 |
| 04:45 PM | 19 | 37 | 53 | 0 | 109 | 42 | 309 | 26 | 0 | 377 | 16 | 41 | 31 | 0 | 88 | 53 | 283 | 8 | 0 | 344 | 918 |
| Total | 35 | 74 | 115 | 0 | 224 | 111 | 565 | 41 | 2 | 719 | 32 | 72 | 88 | 0 | 192 | 121 | 586 | 19 | 0 | 726 | 1861 |
| 05:00 PM | 29 | 49 | 83 | 0 | 161 | 60 | 332 | 24 | 2 | 418 | 21 | 52 | 70 | 0 | 143 | 55 | 332 | 12 | 0 | 399 | 1121 |
| 05:15 PM | 22 | 55 | 67 | 0 | 144 | 56 | 349 | 22 | 0 | 427 | 18 | 48 | 52 | 0 | 118 | 98 | 314 | 9 | 9 | 430 | 1119 |
| Grand Total | 86 | 178 | 265 | 0 | 529 | 227 | 1246 | 87 | 4 | 1564 | 71 | 172 | 210 | 0 | 453 | 274 | 1232 | 40 | 9 | 1555 | 4101 |
| Apprch % | 16.3 | 33.6 | 50.1 | 0 | | 14.5 | 79.7 | 5.6 | 0.3 | | 15.7 | 38 | 46.4 | 0 | | 17.6 | 79.2 | 2.6 | 0.6 | | |
| Total % | 2.1 | 4.3 | 6.5 | 0 | 12.9 | 5.5 | 30.4 | 2.1 | 0.1 | 38.1 | 1.7 | 4.2 | 5.1 | 0 | 11 | 6.7 | 30 | 1 | 0.2 | 37.9 | |



Bicycle - Pedestrian Input Form

| | | |
|---|--|--|
| <p>Record Numb 201</p> <p>AM</p> | | |
| | <p>Date Wednesday, January 26, 2011</p> <p>N-S Street Boardwalk</p> <p>E-W Street Harmony</p> <p>Time AM</p> <p>ICU 99</p> <p>Name JR</p> <p>NORTH</p> | |
| | | |





Combined Total of AM Noon and PM

