

### City of Fort Collins Traffic Operations

626 Linden Street, PO Box 580

Fort Collins, CO 80522-0580

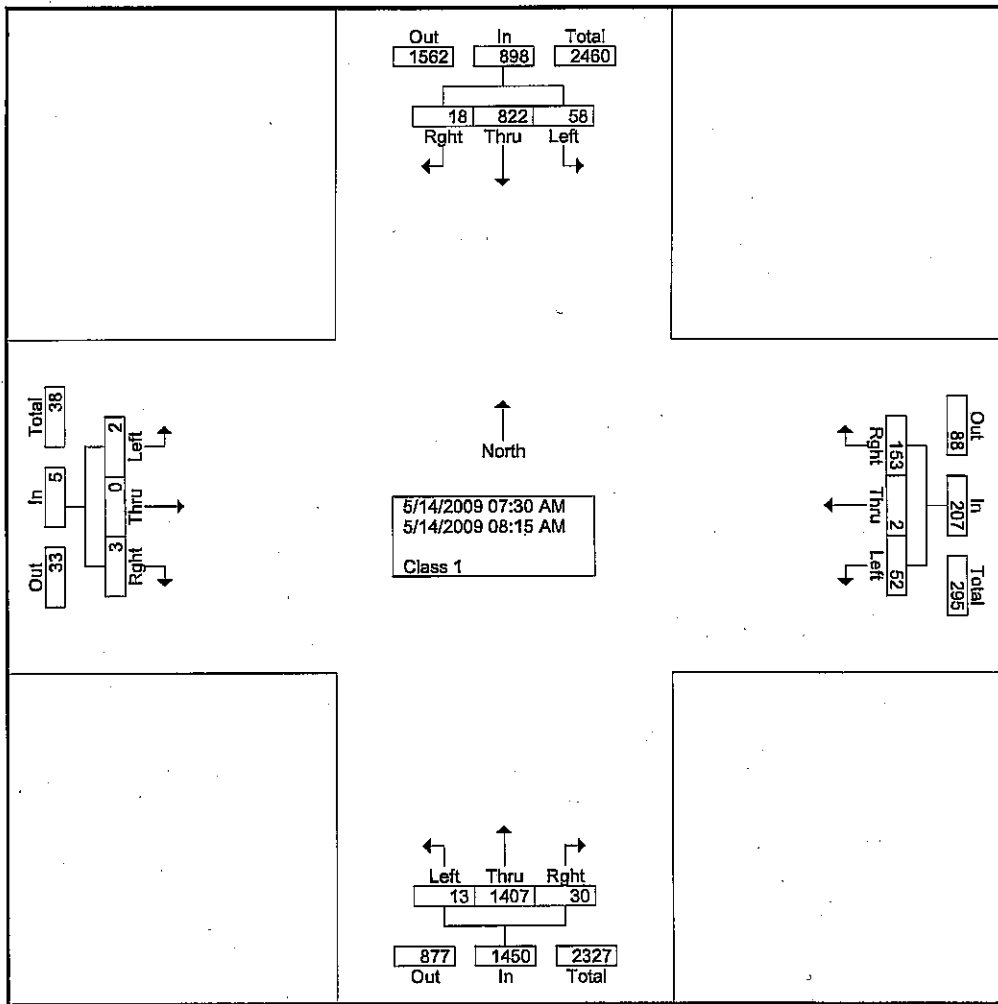
#### Turning Movement Study

North/South Street: College  
 East/West Street: Fossil Creek/Cameron  
 Time: AM  
 ICU # 117

File Name : College & Fossil Creek 5-14-09(2)  
 Site Code : 00000117  
 Start Date : 5/14/2009  
 Page No : 1

#### Groups Printed- Class 1

Start Time	Southbound				Westbound				Northbound				Eastbound				Int. Total
	Rght	Thru	Left	App. Total	Rght	Thru	Left	App. Total	Rght	Thru	Left	App. Total	Rght	Thru	Left	App. Total	
07:30 AM	4	194	11	209	43	1	9	53	1	392	1	394	0	0	0	0	656
07:45 AM	5	229	18	252	32	0	15	47	8	399	4	411	0	0	1	1	711
<b>Total</b>	<b>9</b>	<b>423</b>	<b>29</b>	<b>461</b>	<b>75</b>	<b>1</b>	<b>24</b>	<b>100</b>	<b>9</b>	<b>791</b>	<b>5</b>	<b>805</b>	<b>0</b>	<b>0</b>	<b>1</b>	<b>1</b>	<b>1367</b>
08:00 AM	3	186	10	199	36	1	12	49	8	309	4	321	2	0	1	3	572
08:15 AM	6	213	19	238	42	0	16	58	13	307	4	324	1	0	0	1	621
<b>Grand Total</b>	<b>18</b>	<b>822</b>	<b>58</b>	<b>898</b>	<b>153</b>	<b>2</b>	<b>52</b>	<b>207</b>	<b>30</b>	<b>1407</b>	<b>13</b>	<b>1450</b>	<b>3</b>	<b>0</b>	<b>2</b>	<b>5</b>	<b>2560</b>
Apprch %	2	91.5	6.5		73.9	1	25.1		2.1	97	0.9		60	0	40		
Total %	0.7	32.1	2.3	35.1	6	0.1	2	8.1	1.2	55	0.5	56.6	0.1	0	0.1	0.2	



# City of Fort Collins Traffic Operations

626 Linden Street, PO Box 580

Fort Collins, CO 80522-0580

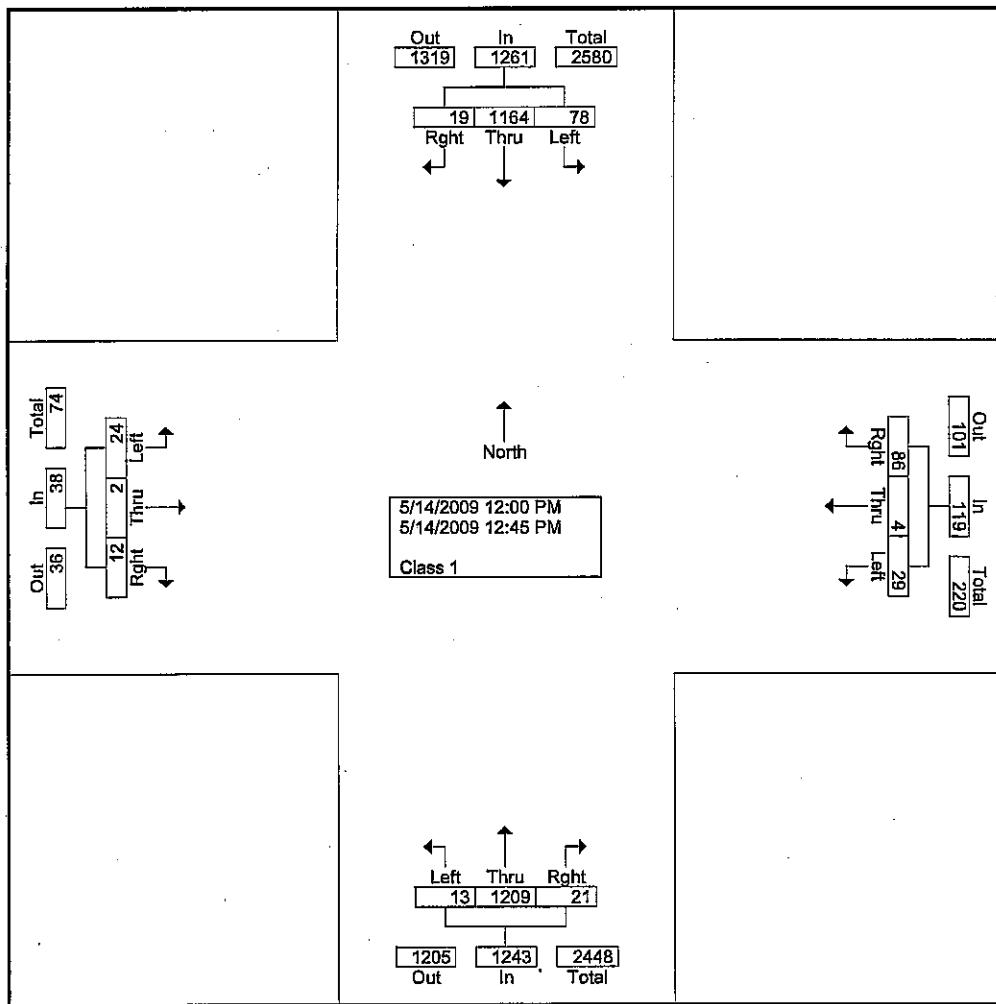
## Turning Movement Study

North/South Street: College  
 East/West Street: Fossil Creek/Cameron  
 Time: NN  
 ICU # 117

File Name : College & Fossil Creek 5-14-09(2)  
 Site Code : 00000117  
 Start Date : 5/14/2009  
 Page No : 1

### Groups Printed- Class 1

Start Time	Southbound				Westbound				Northbound				Eastbound				Int. Total
	Rght	Thru	Left	App. Total	Rght	Thru	Left	App. Total	Rght	Thru	Left	App. Total	Rght	Thru	Left	App. Total	
12:00 PM	4	276	20	300	20	2	12	34	8	331	4	343	3	0	7	10	687
12:15 PM	2	316	20	338	20	1	6	27	3	279	1	283	4	1	4	9	657
12:30 PM	6	288	20	314	27	1	9	37	6	300	3	309	1	1	6	8	668
12:45 PM	7	284	18	309	19	0	2	21	4	299	5	308	4	0	7	11	649
<b>Total</b>	<b>19</b>	<b>1164</b>	<b>78</b>	<b>1261</b>	<b>86</b>	<b>4</b>	<b>29</b>	<b>119</b>	<b>21</b>	<b>1209</b>	<b>13</b>	<b>1243</b>	<b>12</b>	<b>2</b>	<b>24</b>	<b>38</b>	<b>2661</b>
<b>Grand Total</b>	<b>19</b>	<b>1164</b>	<b>78</b>	<b>1261</b>	<b>86</b>	<b>4</b>	<b>29</b>	<b>119</b>	<b>21</b>	<b>1209</b>	<b>13</b>	<b>1243</b>	<b>12</b>	<b>2</b>	<b>24</b>	<b>38</b>	<b>2661</b>
Apprch %	1.5	92.3	6.2		72.3	3.4	24.4		1.7	97.3	1		31.6	5.3	63.2		
Total %	0.7	43.7	2.9	47.4	3.2	0.2	1.1	4.5	0.8	45.4	0.5	46.7	0.5	0.1	0.9	1.4	



# City of Fort Collins Traffic Operations

626 Linden Street, PO Box 580

Fort Collins, CO 80522-0580

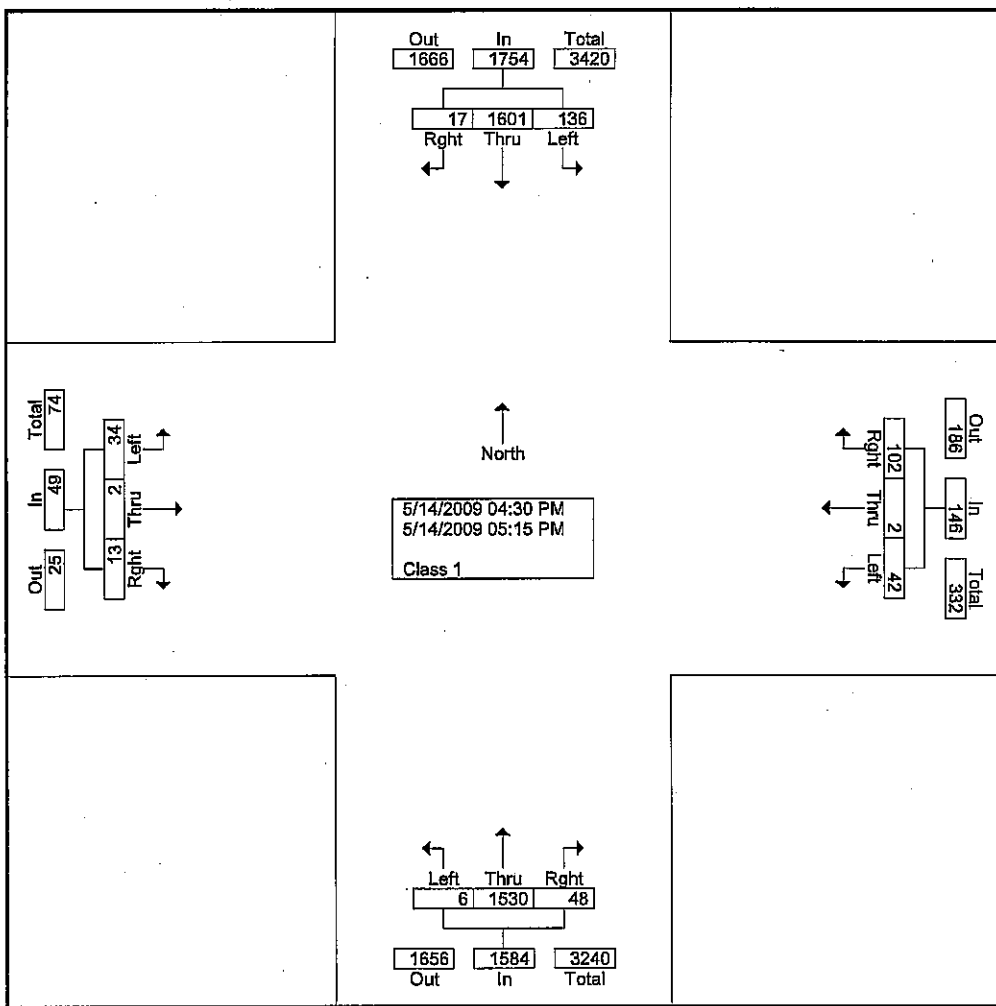
## Turing Movement Study

North/South Street: College  
 East/West Street: Fossil Creek/Cameron  
 Time: PM  
 ICU # 117

File Name : College & Fossil Creek 5-14-09(2)  
 Site Code : 00000117  
 Start Date : 5/14/2009  
 Page No : 1

### Groups Printed- Class 1

Start Time	Southbound				Westbound				Northbound				Eastbound				Int. Total
	Rght	Thru	Left	App. Total	Rght	Thru	Left	App. Total	Rght	Thru	Left	App. Total	Rght	Thru	Left	App. Total	
04:30 PM	5	381	35	421	34	2	14	50	14	372	3	389	5	0	6	11	871
04:45 PM	6	354	26	386	19	0	10	29	13	373	1	387	2	0	5	7	809
<b>Total</b>	<b>11</b>	<b>735</b>	<b>61</b>	<b>807</b>	<b>53</b>	<b>2</b>	<b>24</b>	<b>79</b>	<b>27</b>	<b>745</b>	<b>4</b>	<b>776</b>	<b>7</b>	<b>0</b>	<b>11</b>	<b>18</b>	<b>1680</b>
05:00 PM	4	442	40	486	24	0	11	35	11	369	1	381	4	2	12	18	920
05:15 PM	2	424	35	461	25	0	7	32	10	416	1	427	2	0	11	13	933
<b>Grand Total</b>	<b>17</b>	<b>1601</b>	<b>136</b>	<b>1754</b>	<b>102</b>	<b>2</b>	<b>42</b>	<b>146</b>	<b>48</b>	<b>1530</b>	<b>6</b>	<b>1584</b>	<b>13</b>	<b>2</b>	<b>34</b>	<b>49</b>	<b>3533</b>
Apprch %	1	91.3	7.8		69.9	1.4	28.8		3	96.6	0.4		26.5	4.1	69.4		
Total %	0.5	45.3	3.8	49.6	2.9	0.1	1.2	4.1	1.4	43.3	0.2	44.8	0.4	0.1	1	1.4	



### City of Fort Collins Traffic Operations

626 Linden Street, PO Box 580

Fort Collins, CO 80522-0580

#### Turing Movement Study

North/South Street: College  
 East/West Street: Fossil Creek/Cameron  
 Time: AM  
 ICU # 117

File Name : College & Fossil Creek 5-14-09(2)  
 Site Code : 00000117  
 Start Date : 5/14/2009  
 Page No : 2

Start Time	Southbound				Westbound				Northbound				Eastbound				Int. Total
	Rght	Thru	Left	App. Total	Rght	Thru	Left	App. Total	Rght	Thru	Left	App. Total	Rght	Thru	Left	App. Total	

Peak Hour Analysis From 07:30 AM to 08:15 AM - Peak 1 of 1

Peak Hour for Each Approach Begins at:

	07:30 AM				07:30 AM				07:30 AM				07:30 AM			
+0 mins.	4	194	11	209	43	1	9	53	1	392	1	394	0	0	0	0
+15 mins.	5	229	18	252	32	0	15	47	8	399	4	411	0	0	1	1
+30 mins.	3	186	10	199	36	1	12	49	8	309	4	321	2	0	1	3
+45 mins.	6	213	19	238	42	0	16	58	13	307	4	324	1	0	0	1
Total Volume	18	822	58	898	153	2	52	207	30	1407	13	1450	3	0	2	5
% App. Total	2	91.5	6.5		73.9	1	25.1		2.1	97	0.9		60	0	40	
PHF	.750	.897	.763	.891	.890	.500	.813	.892	.577	.882	.813	.882	.375	.000	.500	.417

Peak Hour Analysis From 12:00 PM to 12:45 PM - Peak 1 of 1

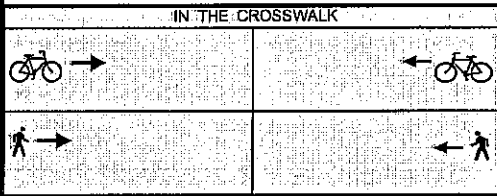
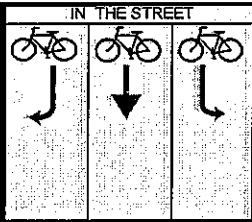
Peak Hour for Each Approach Begins at:

	12:00 PM				12:00 PM				12:00 PM				12:00 PM			
+0 mins.	4	276	20	300	20	2	12	34	8	331	4	343	3	0	7	10
+15 mins.	2	316	20	338	20	1	6	27	3	279	1	283	4	1	4	9
+30 mins.	6	288	20	314	27	1	9	37	6	300	3	309	1	1	6	8
+45 mins.	7	284	18	309	19	0	2	21	4	299	5	308	4	0	7	11
Total Volume	19	1164	78	1261	86	4	29	119	21	1209	13	1243	12	2	24	38
% App. Total	1.5	92.3	6.2		72.3	3.4	24.4		1.7	97.3	1		31.6	5.3	63.2	
PHF	.679	.921	.975	.933	.796	.500	.604	.804	.656	.913	.650	.906	.750	.500	.857	.864

Peak Hour Analysis From 04:30 PM to 05:15 PM - Peak 1 of 1

Peak Hour for Each Approach Begins at:

	04:30 PM				04:30 PM				04:30 PM				04:30 PM			
+0 mins.	5	381	35	421	34	2	14	50	14	372	3	389	5	0	6	11
+15 mins.	6	354	26	386	19	0	10	29	13	373	1	387	2	0	5	7
+30 mins.	4	442	40	486	24	0	11	35	11	369	1	381	4	2	12	18
+45 mins.	2	424	35	461	25	0	7	32	10	416	1	427	2	0	11	13
Total Volume	17	1601	136	1754	102	2	42	146	48	1530	6	1584	13	2	34	49
% App. Total	1	91.3	7.8		69.9	1.4	28.8		3	96.6	0.4		26.5	4.1	69.4	
PHF	.708	.906	.850	.902	.750	.250	.750	.730	.857	.919	.500	.927	.650	.250	.708	.681



**N/S Street:** College


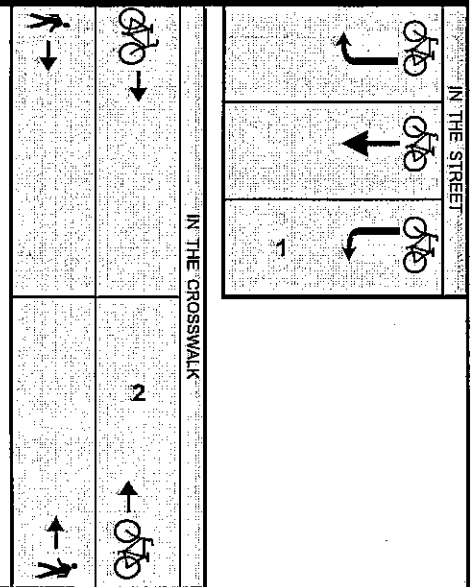

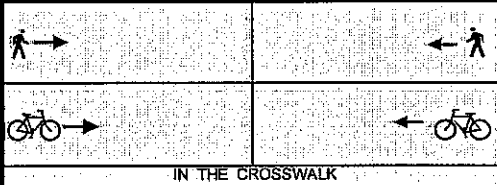
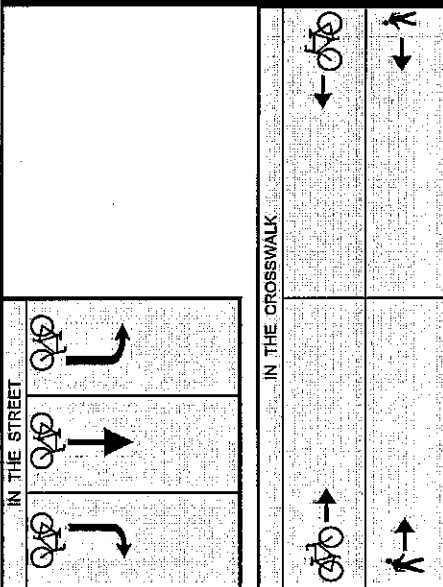
**E/W Street:** Cameron/Fossil Creek

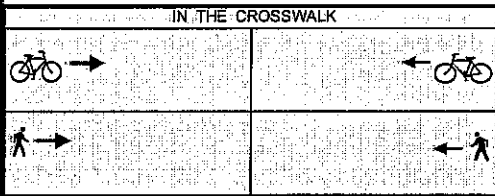
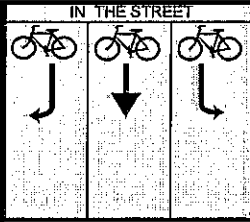
**Time:** PM

**Date:** 5/14/2009

**ICU #:** 117

**Employee:** SG





**N/S Street:** College

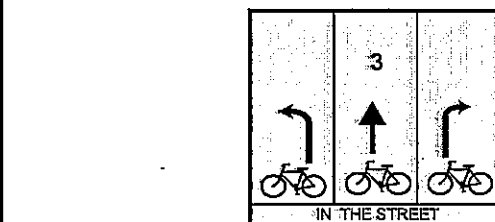
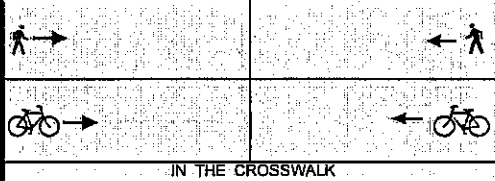



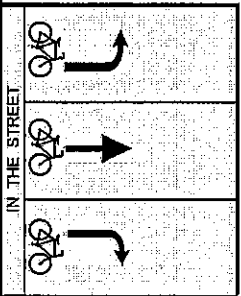
**E/W Street:** Cameron/Fossil Creek

**Time:** NN

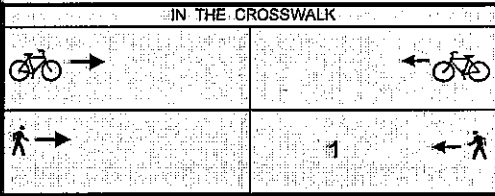
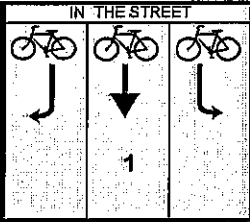
**Date:** 5/14/2009

**ICU #:** 117

**Employee:** SG



IN THE STREET



N/S Street: College

E/W Street: Cameron/Fossil Creek

Time: AM

Date: 5/14/2009

ICU #: 117

Employee: SG

