



Products

Wallpacks

LED Wallpacks

LED 104W Wallpacks

WPLED104Y

Home

Lighting

Wallpacks

Support

Wallpacks


Lighting

Lighting

Search

Spec Sheet Instructions Revit IES File

Buy Now



Color: Bronze

WPLED104Y

- High performance LED light engine
- Maintains 70% of initial lumens at 100,000 hours
- Weatherproof high temperature silicone gaskets
- Superior heat sinking with die cast aluminum housing and external fins
- Replaces 400W MH
- 100 up to 277 Volts
- 5-year warranty

LED Info

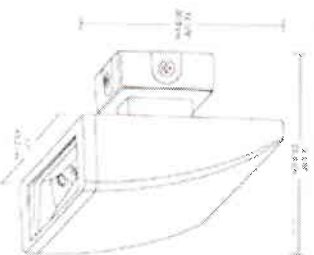
Watts: 104W
 Color Temp: 3000K
 Color Accuracy: 82 CRI
 L70 Lifespan: 100000
 Lumens: 8,701
 Efficacy: 82 LPW

Driver Info

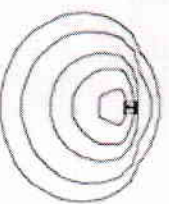
Type: Constant Current
 120V: 0.95A
 208V: 0.59A
 240V: 0.51A
 277V: 0.44A
 Input Watts: 106W

Dimensions

Weight: 26.0 lbs



EZ Layout



Design a custom lighting layout

Technical Specifications

Listings

UL Listing:

UL Suitable for Wet Locations as Uplight and Downlight Wall Mount Only.

IESNA LM-79 & LM-80 Testing:

RAB LED Luminaires have been tested by an independent laboratory in accordance with IESNA LM-79 and LM-80, and have received the Department of Energy "Lighting Facts" label.

DLC Listed:

This product is on the Design Lights Consortium (DLC) Qualified Products List and is eligible for rebates from DLC Member Utilities.
DLC Product Code: P000017B2

Construction

IP Rating:

Ingress Protection rating of IP66 for dust and water.

Cold Weather Starting:

Minimum starting temperature is -40°F / -40°C

Ambient Temperature:

Suitable for use in 40°C (104°F) ambient temperatures

Thermal Management:

Superior thermal management with external Air-Flow fins.

Housing:

Precision die-cast aluminum housing, door frame arm and wall bracket.

Mounting:

Die-cast aluminum wall bracket with (5) 1/2" conduit openings with plugs.
Two-piece bracket with tether for ease of installation and wiring.

Arm:

Die-cast aluminum with wiring access plate.

Cutoff:

Standard (15°)

Lens:

Tempered glass.

Lifespan:

100,000-hour LED lifespan based on IES LM-80 results and TM-21 calculations.

Color Consistency:

3-step MacAdam Ellipse binning to achieve consistent fixture-to-fixture color.

Color Stability:

LED color temperature is warranted to shift no more than 200K in CCT over a 5 year period.

Color Uniformity:

RAB's range of CCT (Correlated Color Temperature) follows the guidelines of the American National Standard for Specifications for the Chromaticity of Solid State Lighting (SSL) Products, ANSI C78.377.2011.

Electrical

Driver:

Constant current, Class 1, 100-277V, 50/60 Hz, 4kV Surge Protection, 700mA, 100-277V = 0.95A, Power Factor 99.3%.

THD:

6.4% at 120V, 11.5% at 277V

Other

Equivalency:

The WPLED104 is Equivalent in delivered lumens to a 400W Metal Halide Wallpack.

California Title 24:

See WPLED104/BL for a 2013 California Title 24 compliant product. Any additional component requirements will be listed in the Title 24 section under technical specifications on the product page.

Patents:

The design of the WPLED104 is protected by patents pending in US, Canada, China, Taiwan and Mexico.

Country of Origin:

Designed by RAB in New Jersey and assembled in the USA by RAB's IBEW Local 3 workers.

Reflector:
Specular vacuum metallized polycarbonate.

Gaskets:
High-temperature silicone

Finish:
Our environmentally friendly polyester powder coatings are formulated for high-durability and long-lasting color, and contains no VOC or toxic heavy metals.

Green Technology:
Mercury and UV free, and RoHS compliant.

LED Characteristics

LEDs:
Four multi-chip, high-output, long-life LEDs.

Buy American Act Compliant:
This product is a COTS item manufactured in the United States, and is compliant with the Buy American Act.

Recovery Act (ARRA) Compliant:
This product complies with the 52.225-21 "Required Use of American Iron, Steel, and Manufactured Goods-- Buy American Act-- Construction Materials (October 2010).

Trade Agreements Act Compliant:
This product is a COTS item manufactured in the United States, and is compliant with the Trade Agreements Act.

GSA Schedule:
Suitable in accordance with FAR Subpart 25.4.

Warranty:
RAB warrants that our LED products will be free from defects in materials and workmanship for a period of five (5) years from the date of delivery to the end user, including coverage of light output, color stability, driver performance and fixture finish. See our full warranty here.

Optical

BUG Rating:
B1 U1 G3





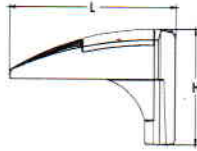
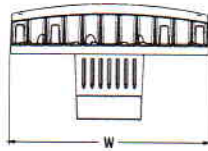
D-Series Pole Mount LED Area Luminaire



d^{series}

Specifications Luminaire

EPA: 0.8 ft²
(0.7 m²)
Width: 13-3/4"
(34.9 cm)
Length: 11.5"
(29.2 cm)
Height: 8"
(20.3 cm)
Weight: 16.03 lbs
(7.3 kg)



Catalog Number

Notes

Type

Introduction

The D-Series Pole Mount luminaire is a stylish, fully integrated LED solution for area and site applications. It features a sleek, modern design and is carefully engineered to provide long-lasting, energy-efficient lighting with a variety of optical and control options for customized performance.

With an expected service life of over 20 years of nighttime use and up to 74% in energy savings over comparable 250W metal halide luminaires, the D-Series Pole Mount is a reliable, low-maintenance lighting solution that produces sites that are exceptionally illuminated.

Ordering Information

EXAMPLE: DSXWPM LED 20C 1000 40K T5M MVOLT SPUMBA DBXD

DSXWPM LED

Series	LEDs	Drive current	Color temperature	Distribution	Voltage	Mounting ³
DSXWPM LED	10C 10 LEDs (one engine)	350 350 mA	30K 3000K	T2S Type II short	T5M Type V medium	MVOLT ¹
		530 530 mA	40K 4000K	T2M Type II medium	T5S Type V short	120 ¹
	20C 20 LEDs (two engines)	700 700 mA	50K 5000K	T3S Type III short	T5A Type V area	208 ¹
		1000 1000 mA (1 A)	AMBPC Amber phosphor converted	T3M Type III medium	T5W Type V wide	240 ¹
			T4M Type IV medium	ASYDF Asymmetric diffuse	277 ¹	SPUMBA Square pole universal mounting adapter
			TFTM Forward throw medium	SYMDF Symmetric diffuse	347 ²	
					480 ²	PUMBA Square and round universal mounting adapters

Control Options	Other Options	Finish (required)
Shipped installed	Shipped installed	Shipped separately⁹
PE Photoelectric cell, button type ⁴	SF Single fuse (120, 277, 347V) ⁵	BSW Bird-deterrent spikes
DMG 0-10V dimming driver (no controls)	DF Double fuse (208, 240, 480V) ⁵	WG Wire guard
PIR Motion/ambient light sensor, <15' mtg ht ^{5,6}	HS House-side shield ³	VG Vandal guard
PIRH Motion/ambient light sensor, 15-30' mtg ht ^{5,7}		DDL Diffused drop lens
PIR1FC3V Motion/ambient sensor, 8-15' mounting height, ambient sensor enabled at 1ft ⁷		
PIRH1FC3V Motion/ambient sensor, 15-30' mounting height, ambient sensor enabled at 1ft ⁷		
		DBXD Dark bronze
		DBLXD Black
		DNAXD Natural aluminum
		DWHXD White
		DSSXD Sandstone
		DDBTXD Textured dark bronze
		DBLBXD Textured black
		DNATXD Textured natural aluminum
		DWHGXD Textured white
		DSSTXD Textured sandstone

NOTES

- MVOLT driver operates on any line voltage from 120-277V (50/60 Hz). Specify 120, 208, 240 or 277 options only when ordering with fusing (SF, DF options), or photocontrol (PE option).
- Only available with 20C, 700mA or 1000mA. Not available with PIR, PIRH.
- Not available with 90 degree mounting. Not recommended for 3" poles.
- Photocontrol (PE) requires 120, 208, 240, 277 or 347 voltage option. Not available with motion/ambient light sensors (PIR or PIRH).
- PIR specifies the SensorSwitch SBGR-10-ODP control; PIRH specifies the SensorSwitch SBGR-6-ODP control; see Motion Sensor Guide for details. Dimming driver standard. Includes ambient light sensor. Not available with "PE" option (button type photocell).
- Not available with 20 LED/1000 mA configuration (DSXWPM LED 20C 1000).
- PIR and PIR1FC3V specify the SensorSwitch SBGR-10-ODP control; PIRH and PIRH1FC3V specify the SensorSwitch SBGR-6-ODP control; see Motion Sensor Guide for details. Dimming driver standard. Not available with PER5 or PER7. Ambient sensor disabled when ordered with DCR. Separate on/off required.
- Single fuse (SF) requires 120, 277, or 347 voltage option. Double fuse (DF) requires 208, 240, or 480 voltage option.
- Also available as a separate accessory; see Accessories information.

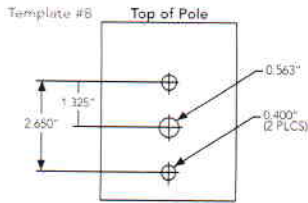
Accessories

Ordered and shipped separately

DSXWHS U	House-side shield (one per light engine)
DSXWBSW U	Bird-deterrent spikes
DSXW1WG U	Wire guard accessory
DSXW1VG U	Vandal guard accessory
DSXWDDL U	Diffused drop lens



Drilling



Visit Lithonia Lighting's www.lithonia.com to see our wide selection of poles, accessories and educational tools.

If ordering new poles, specify the AERIS™ drilling pattern, per the table below.

DM19AS Single unit DM28AS 2 at 180°

Example: SSA 20 4C DM19AS DDBX0

Performance Data

Lumen Output

Lumen values are from photometric tests performed in accordance with IESNA LM-79-08. Data is considered to be representative of the configurations shown, within the tolerances allowed by Lighting Facts. Actual performance may differ as a result of end-user environment and application. Actual wattage may differ by +/- 8% when operating between 120-480V +/- 10%. Contact factory for performance data on any configurations not shown here.

LEDs	Drive Current (mA)	System Watts	Dist. Type	30K					40K					50K					AMBPC (Amber Phosphor Converted)				
				Lumens	B	U	G	LPW	Lumens	B	U	G	LPW	Lumens	B	U	G	LPW	Lumens	B	U	G	LPW
10C (10 LEDs)	350mA	14W	T2S	1,415	0	0	1	101	1,520	0	0	1	109	1,529	0	0	1	109	894	0	0	1	64
			T2M	1,349	0	0	1	96	1,449	0	0	1	103	1,458	0	0	1	104	852	0	0	1	61
			T3S	1,400	0	0	1	100	1,503	0	0	1	107	1,512	0	0	1	108	884	0	0	1	63
			T3M	1,386	0	0	1	99	1,488	0	0	1	106	1,497	0	0	1	107	876	0	0	1	63
			T4M	1,358	0	0	1	97	1,458	0	0	1	104	1,467	0	0	1	105	858	0	0	1	61
			TFTM	1,411	0	0	1	101	1,515	0	0	1	108	1,525	0	0	1	109	892	0	0	1	64
			T5M	1,486	1	0	0	106	1,595	1	0	0	114	1,605	1	0	0	115	939	1	0	0	67
			T5S	1,516	1	0	0	108	1,627	1	0	0	116	1,638	1	0	0	117	958	1	0	0	68
			TSA	1,425	1	0	1	102	1,531	1	0	1	109	1,540	1	0	1	110	901	1	0	1	64
			T5W	1,423	1	0	1	102	1,528	1	0	1	109	1,538	1	0	1	110	899	1	0	1	64
			ASYDF	1,262	0	0	1	90	1,355	1	0	1	97	1,363	1	0	1	97	797	0	0	1	57
			SYMDF	1,299	1	0	1	93	1,394	1	0	1	100	1,403	1	0	1	100	821	1	0	1	59
530mA	20W	T2S	2,054	1	0	1	103	2,205	1	0	1	110	2,219	0	0	1	111	1,264	0	0	1	63	
		T2M	1,957	1	0	1	98	2,102	1	0	1	105	2,115	0	0	1	106	1,205	0	0	1	60	
		T3S	2,031	0	0	1	102	2,181	0	0	1	109	2,195	0	0	1	110	1,250	0	0	1	63	
		T3M	2,010	1	0	1	101	2,159	1	0	1	108	2,172	0	0	1	109	1,237	0	0	1	62	
		T4M	1,970	1	0	1	98	2,115	1	0	1	106	2,128	0	0	1	106	1,212	0	0	1	61	
		TFTM	2,047	0	0	1	102	2,198	0	0	1	110	2,212	0	0	1	111	1,260	0	0	1	63	
		T5M	2,156	1	0	0	108	2,315	2	0	0	116	2,329	1	0	0	116	1,326	1	0	0	66	
		T5S	2,199	1	0	0	110	2,361	1	0	0	118	2,376	1	0	0	119	1,353	1	0	0	68	
		TSA	2,068	2	0	1	103	2,221	2	0	1	111	2,235	1	0	1	112	1,272	1	0	1	64	
		T5W	2,065	2	0	1	103	2,217	2	0	1	111	2,231	1	0	1	112	1,271	1	0	1	64	
			ASYDF	1,830	1	0	1	92	1,966	1	0	1	98	1,978	0	0	1	99	1,127	0	0	1	56
			SYMDF	1,884	1	0	1	94	2,023	1	0	1	101	2,036	1	0	1	102	1,160	1	0	1	58
700mA	27W	T2S	2,623	1	0	1	97	2,816	1	0	1	104	2,834	0	0	1	105	1,544	0	0	1	57	
		T2M	2,499	1	0	1	93	2,684	1	0	1	99	2,701	0	0	1	100	1,472	0	0	1	55	
		T3S	2,593	1	0	1	96	2,785	1	0	1	103	2,802	0	0	1	104	1,527	0	0	1	57	
		T3M	2,567	1	0	1	95	2,757	1	0	1	102	2,774	0	0	1	103	1,512	0	0	1	56	
		T4M	2,515	1	0	1	93	2,701	1	0	1	100	2,718	0	0	1	101	1,481	0	0	1	55	
		TFTM	2,614	1	0	1	97	2,807	1	0	1	104	2,825	0	0	1	105	1,539	0	0	1	57	
		T5M	2,753	2	0	0	102	2,956	2	0	0	109	2,974	1	0	0	110	1,621	1	0	0	60	
		T5S	2,808	1	0	0	104	3,015	1	0	0	112	3,034	1	0	0	112	1,654	1	0	0	61	
		TSA	2,641	2	0	1	98	2,836	2	0	1	105	2,854	1	0	1	106	1,555	1	0	1	58	
		T5W	2,637	2	0	1	98	2,831	2	0	1	105	2,849	1	0	1	106	1,553	1	0	1	58	
			ASYDF	2,337	1	0	1	87	2,510	1	0	1	93	2,526	1	0	1	94	1,376	1	0	1	51
			SYMDF	2,406	1	0	1	89	2,584	1	0	1	96	2,600	1	0	1	96	1,417	1	0	1	52
1000mA	40W	T2S	3,685	1	0	1	92	3,957	1	0	1	99	3,982	1	0	1	100	2,235	1	0	1	58	
		T2M	3,512	1	0	1	88	3,771	1	0	1	94	3,795	1	0	1	95	2,130	1	0	2	55	
		T3S	3,644	1	0	1	91	3,913	1	0	1	98	3,938	1	0	1	98	2,210	1	0	2	57	
		T3M	3,607	1	0	1	90	3,874	1	0	1	97	3,898	1	0	1	97	2,187	1	0	2	56	
		T4M	3,534	1	0	1	88	3,795	1	0	1	95	3,819	1	0	1	95	2,143	1	0	2	55	
		TFTM	3,674	1	0	1	92	3,945	1	0	1	99	3,969	1	0	1	99	2,228	1	0	2	57	
		T5M	3,868	2	0	1	97	4,153	2	0	1	104	4,179	3	0	1	104	2,345	3	0	1	60	
		T5S	3,946	1	0	0	99	4,237	2	0	0	106	4,264	2	0	0	107	2,393	2	0	1	62	
		TSA	3,711	2	0	1	93	3,985	2	0	1	100	4,010	3	0	1	100	2,250	3	0	2	58	
		T5W	3,705	2	0	1	93	3,978	2	0	1	99	4,003	3	0	1	100	2,247	3	0	2	58	
			ASYDF	3,284	1	0	1	82	3,527	1	0	1	88	3,549	1	0	1	89	1,991	1	0	2	51
			SYMDF	3,381	1	0	1	85	3,630	1	0	1	91	3,653	2	0	1	91	2,050	2	0	2	53



Performance Data

Lumen Output

Lumen values are from photometric tests performed in accordance with IESNA LM-79-08. Data is considered to be representative of the configurations shown, within the tolerances allowed by Lighting Facts. Actual performance may differ as a result of end-user environment and application. Actual wattage may differ by +/- 8% when operating between 120-480V +/- 10%. Contact factory for performance data on any configurations not shown here.

LEDs	Drive Current (mA)	System Watts	Dist. Type	30K (3000 K, 70 CRI)					40K (4000 K, 70 CRI)					50K (5000 K, 70 CRI)					AMBPC (Amber Phosphor Converted)				
				Lumens	B	U	G	LPW	Lumens	B	U	G	LPW	Lumens	B	U	G	LPW	Lumens	B	U	G	LPW
20C (20 LEDs)	350mA	24W	T2S	2,820	1	0	1	118	3,028	1	0	1	126	3,047	1	0	1	127	1,777	1	0	1	74
			T2M	2,688	1	0	1	112	2,866	1	0	1	120	2,904	1	0	1	121	1,693	1	0	1	71
			T3S	2,789	1	0	1	116	2,995	1	0	1	125	3,013	1	0	1	126	1,757	0	0	1	73
			T3M	2,761	1	0	1	115	2,964	1	0	1	124	2,983	1	0	1	124	1,739	1	0	1	72
			T4M	2,705	1	0	1	113	2,904	1	0	1	121	2,922	1	0	1	122	1,704	1	0	1	71
			TFTM	2,811	1	0	1	117	3,019	1	0	1	126	3,038	1	0	1	127	1,771	0	0	1	74
			T5M	2,960	2	0	1	123	3,178	2	0	1	132	3,198	2	0	1	133	1,865	1	0	0	78
			T5S	3,020	1	0	0	126	3,242	1	0	0	135	3,263	1	0	0	136	1,903	1	0	0	79
			T5A	2,840	2	0	1	118	3,049	2	0	1	127	3,068	2	0	1	128	1,789	2	0	1	75
			TSW	2,835	2	0	1	118	3,044	2	0	1	127	3,063	2	0	1	128	1,786	2	0	1	74
	ASYDF	2,513	1	0	1	105	2,699	1	0	1	112	2,716	1	0	1	113	1,584	1	0	1	66		
	SYMDF	2,587	1	0	1	108	2,778	1	0	1	116	2,796	1	0	1	116	1,630	1	0	1	68		
	530mA	36W	T2S	4,079	1	0	1	113	4,380	1	0	1	122	4,408	1	0	1	122	2,504	1	0	1	70
			T2M	3,887	1	0	1	108	4,174	1	0	1	116	4,200	1	0	1	117	2,387	1	0	1	66
			T3S	4,034	1	0	1	112	4,332	1	0	1	120	4,359	1	0	1	121	2,477	1	0	1	69
			T3M	3,993	1	0	1	111	4,288	1	0	1	119	4,315	1	0	1	120	2,451	1	0	2	68
			T4M	3,912	1	0	2	109	4,201	1	0	2	117	4,227	1	0	1	117	2,402	1	0	1	67
			TFTM	4,066	1	0	1	113	4,367	1	0	1	121	4,394	1	0	1	122	2,496	1	0	1	69
			T5M	4,281	3	0	1	119	4,597	3	0	1	128	4,626	3	0	1	129	2,629	3	0	1	73
			T5S	4,368	2	0	1	121	4,690	2	0	1	130	4,719	2	0	1	131	2,682	2	0	1	75
T5A			4,108	3	0	2	114	4,411	3	0	2	123	4,438	3	0	2	123	2,522	3	0	2	70	
TSW			4,101	3	0	2	114	4,403	3	0	2	122	4,431	3	0	2	123	2,518	3	0	2	70	
ASYDF	3,635	1	0	2	101	3,904	1	0	2	108	3,928	1	0	2	109	2,232	1	0	1	62			
SYMDF	3,742	2	0	2	104	4,018	2	0	2	112	4,044	2	0	2	112	2,297	2	0	2	64			
700mA	47W	T2S	5,188	1	0	1	110	5,571	1	0	1	119	5,606	1	0	1	119	3,065	1	0	1	65	
		T2M	4,945	1	0	1	105	5,310	1	0	1	113	5,343	1	0	1	114	2,921	1	0	1	62	
		T3S	5,131	1	0	1	109	5,510	1	0	2	117	5,544	1	0	2	118	3,031	1	0	1	64	
		T3M	5,079	1	0	2	108	5,454	1	0	2	116	5,488	1	0	2	117	3,000	1	0	1	64	
		T4M	4,976	1	0	2	106	5,343	1	0	2	114	5,377	1	0	2	114	2,939	1	0	1	63	
		TFTM	5,172	1	0	2	110	5,554	1	0	2	118	5,589	1	0	2	119	3,055	1	0	1	65	
		T5M	5,446	3	0	1	116	5,848	3	0	1	124	5,884	3	0	1	125	3,217	3	0	1	68	
		T5S	5,555	2	0	1	118	5,966	2	0	1	127	6,003	2	0	1	128	3,282	2	0	1	70	
		T5A	5,225	3	0	2	111	5,610	3	0	2	119	5,645	3	0	2	120	3,086	3	0	2	66	
		TSW	5,216	3	0	2	111	5,601	3	0	2	119	5,636	3	0	2	120	3,081	3	0	2	66	
ASYDF	4,624	1	0	2	98	4,966	1	0	2	106	4,997	1	0	2	106	2,732	1	0	1	58			
SYMDF	4,760	2	0	2	101	5,111	2	0	2	109	5,143	2	0	2	109	2,812	2	0	2	60			
1000mA	74W	T2S	7,205	1	0	1	97	7,736	1	0	1	105	7,785	1	0	1	105	4,429	1	0	1	61	
		T2M	6,866	1	0	2	93	7,373	1	0	2	100	7,419	1	0	2	100	4,221	1	0	2	58	
		T3S	7,124	1	0	2	96	7,650	1	0	2	103	7,698	1	0	2	104	4,380	1	0	2	60	
		T3M	7,052	1	0	2	95	7,573	1	0	2	102	7,620	1	0	2	103	4,335	1	0	2	59	
		T4M	6,909	1	0	2	93	7,420	1	0	2	100	7,466	1	0	2	101	4,248	1	0	2	58	
		TFTM	7,182	1	0	2	97	7,712	1	0	2	104	7,760	1	0	2	105	4,415	1	0	2	60	
		T5M	7,562	3	0	1	102	8,120	3	0	1	110	8,171	3	0	1	110	4,648	3	0	1	63	
		T5S	7,714	2	0	1	104	8,284	2	0	1	112	8,335	2	0	1	113	4,742	2	0	1	64	
		T5A	7,255	3	0	2	98	7,790	3	0	2	105	7,839	3	0	2	106	4,460	3	0	2	62	
		TSW	7,243	3	0	2	98	7,777	3	0	2	105	7,826	3	0	2	106	4,452	3	0	2	61	
ASYDF	6,421	1	0	2	87	6,895	2	0	2	93	6,938	1	0	2	94	3,947	1	0	2	54			
SYMDF	6,609	2	0	2	89	7,097	2	0	2	96	7,142	2	0	2	97	4,063	2	0	2	55			



Performance Data

Lumen Ambient Temperature (LAT) Multipliers

Use these factors to determine relative lumen output for average ambient temperatures from 0-40°C (32-104°F).

Ambient		Lumen Multiplier
0°C	32°F	1.02
10°C	50°F	1.01
20°C	68°F	1.00
25°C	77°F	1.00
30°C	86°F	1.00
40°C	104°F	0.98

Projected LED Lumen Maintenance

Data references the extrapolated performance projections for the DSXWPM LED 20C 1000 platform in a 25°C ambient, based on 10,000 hours of LED testing (tested per IESNA LM-80-08 and projected per IESNA TM-21-11).

To calculate LLF, use the lumen maintenance factor that corresponds to the desired number of operating hours below. For other lumen maintenance values, contact factory.

Operating Hours	0	25,000	50,000	100,000
Lumen Maintenance Factor	1.0	0.95	0.93	0.88

Electrical Load


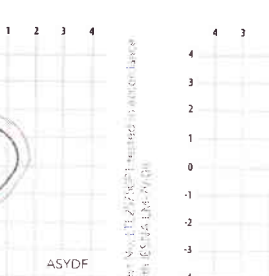
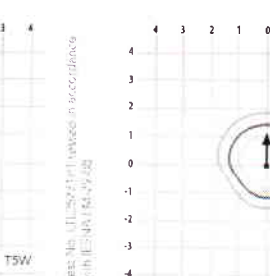
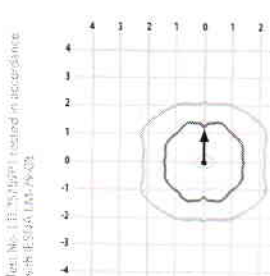
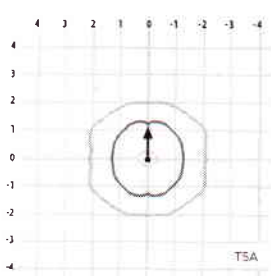
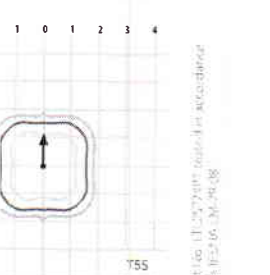
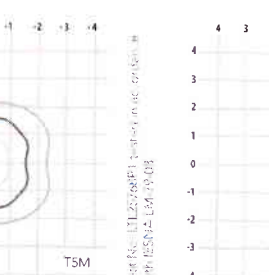
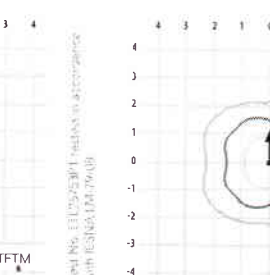
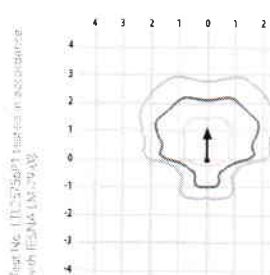
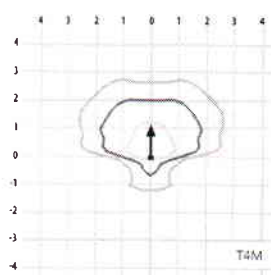
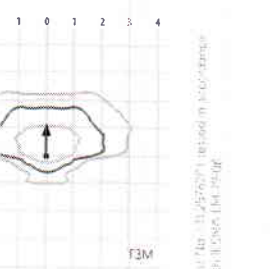
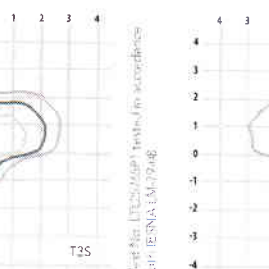
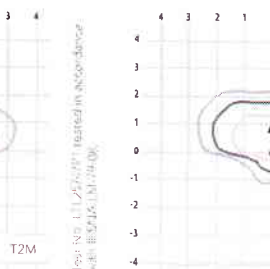
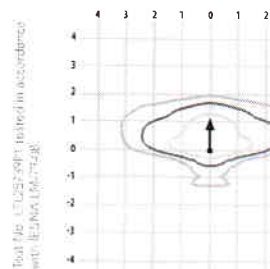
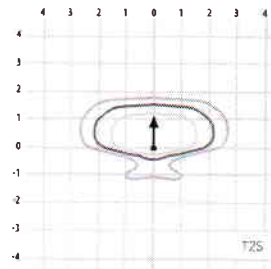
LEDs	Drive Current (mA)	System Watts	Current (A)					
			120	208	240	277	347	480
10C	350	14 W	0.13	0.07	0.06	0.06	-	-
	530	20 W	0.19	0.11	0.09	0.08	-	-
	700	27 W	0.25	0.14	0.13	0.11	-	-
	1000	40 W	0.37	0.21	0.19	0.16	-	-
20C	350	24 W	0.23	0.13	0.12	0.10	-	-
	530	36 W	0.33	0.19	0.17	0.14	-	-
	700	47 W	0.44	0.25	0.22	0.19	0.15	0.11
	1000	74 W	0.69	0.40	0.35	0.30	0.23	0.17

Photometric Diagrams

To see complete photometric reports or download .ies files for this product, visit Lithonia Lighting's D-Series Wall Pole Mount homepage.

Isofootcandle plots for the DSXWPM LED 20C 1000 40K. Distances are in units of mounting height (20').

LEGEND




Options and Accessories



Mounting detail




ASYDF - Asymmetric diffuse (left engine is T3M, right engine is diffused)



HS - House-side shields



BSW - Bird-deterrent spikes



WG - Wire guard



VG - Vandal guard



DDL - Diffused drop lens

FEATURES & SPECIFICATIONS

INTENDED USE

The energy savings, long life and easy-to-install design of the D-Series Pole Mount make it the smart choice for area and site illumination for nearly any facility.

CONSTRUCTION

Two-piece die-cast aluminum housing has integral heat sink fins to optimize thermal management through conductive and convective cooling. Modular design allows for ease of maintenance. The LED driver is mounted to the door to thermally isolate it from the light engines for low operating temperature and long life. Housing is completely sealed against moisture and environmental contaminants (IP65).

FINISH

Exterior parts are protected by a zinc-infused Super Durable TGIC thermoset powder coat finish that provides superior resistance to corrosion and weathering. A tightly controlled multi-stage process ensures a minimum 3 mils thickness for a finish that can withstand extreme climate changes without cracking or peeling. Available in textured and non-textured finishes.

OPTICS

Precision-molded proprietary acrylic lenses provide multiple photometric distributions tailored specifically to area lighting applications. Light engines are available in 3000K, 4000K or 5000K with 70 min. CRI configurations.

ELECTRICAL

Light engine(s) consist of 10 high-efficacy LEDs mounted to a metal-core circuit board to maximize heat dissipation and promote long life (L88/100,000 hrs at 25°C). Class 1 electronic drivers have a power factor >90%, THD <20%, and a minimum 6kV surge rating. The luminaire meets a minimum Category C Low (per ANSI/IEEE C62.41.2).

INSTALLATION

Includes universal mounting plate, which utilizes existing drill patterns and allows for quick and easy installation. Stainless steel bolts fasten the mounting block securely to poles.

LISTINGS

CSA certified to U.S. and Canadian standards. Rated for -40°C minimum ambient.

DesignLights Consortium® (DLC) qualified product. Not all versions of this product may be DLC qualified. Please check the DLC Qualified Products List at www.designlights.org to confirm which versions are qualified.

WARRANTY

Five-year limited warranty. Complete warranty terms located at www.acuitybrands.com/CustomerResources/Terms_and_conditions.aspx.

Note: Actual performance may differ as a result of end-user environment and application.

All values are design or typical values, measured under laboratory conditions at 25 °C.

Specifications subject to change without notice.

